

Postgraduate Certificate Reperfusion Therapies in Acute Coronary Syndrome





Postgraduate Certificate Reperfusion Therapies in Acute Coronary Syndrome

- » Modality: online
- » Duration: 6 weeks
- » Certificate: TECH Technological University
- » Dedication: 16h/week
- » Schedule: at your own pace
- » Exams: online

Website: www.techtitute.com/us/medicine/postgraduate-certificate/reperfusion-therapies-acute-coronary-syndrome

Index

01

Introduction

p. 4

02

Objectives

p. 8

03

Course Management

p. 12

04

Structure and Content

p. 16

05

Methodology

p. 20

06

Certificate

p. 28

01

Introduction

Limiting infarct size is an important predictor of long-term complications in patients with cardiac diseases. Therefore, physicians in this branch of medicine must have the most complete and up-to-date information on reperfusion therapies. This program will allow you not only to learn about the latest scientific advances related to systemic fibrinolysis and primary angioplasty, but also to delve into their technical requirements, necessary material, protocols and advantages and disadvantages of each of them. A complete and modern program in content and in the tools it offers so that the graduates can update their knowledge and improve their techniques, from anywhere and using any electronic device with internet connection.





“

This program delves into reperfusion therapies in patients with STE-ACS so that you can, whenever and wherever you want, continue to update and expand your knowledge”

Cases of infarction and the complications derived from this Acute Coronary Syndrome (ACS) are quite frequent in all countries of the world. Thanks to the continuous research developed in the last decades, techniques have been determined that allow the specialists to limit the size of this heart disease, thus avoiding a worsening of the patient's health and even death. The most common reperfusion therapies with the best results are systemic fibrinolysis and primary angioplasty, so knowing the latest developments related to their technical requirements, protocols, advantages and disadvantages of each has become an essential task for physicians.

In order to facilitate this update of concepts, TECH, and its group of experts in Cardiology, has designed this Postgraduate Certificate in Reperfusion Therapies in Acute Coronary Syndrome, which not only delves into the mechanisms of restoration of blood supply, but also includes a tour of antithrombotic treatments during angioplasty and also the problem of antiplatelet therapy in the post-hospital phase in patients who also need anticoagulant therapy. It also delves into the methods of hemodynamic support that can be useful during angioplasty and the value of developing regional reperfusion networks for the treatment of infarction.

This program includes not only the best and most up-to-date content, but hours and hours of supplementary material in format, video and images, interactive abstracts, real clinical cases, recent research articles and much more. All in a convenient online format accessible from any electronic device with an internet connection and available from the beginning of the training.

This **Postgraduate Certificate in Reperfusion Therapies in Acute Coronary Syndrome** contains the most complete and up-to-date scientific program on the market. Its most outstanding features are:

- ◆ The development of practical cases presented by experts in Cardiology
- ◆ The graphic, schematic, and practical contents with which they are created, provide scientific and practical information on the disciplines that are essential for professional practice
- ◆ Practical exercises where self-assessment can be used to improve learning
- ◆ Its special emphasis on innovative methodologies
- ◆ Theoretical lessons, questions to the expert, debate forums on controversial topics, and individual reflection assignments
- ◆ Content that is accessible from any fixed or portable electronic device with an Internet connection



Learn about the latest developments in fibrinolysis and primary angioplasty, their advantages, disadvantages and protocols, and apply the most innovative techniques to your patients"

“

This Postgraduate Certificate includes a section dedicated to the Infarction Code and Regional Reperfusion Networks, allowing you to be up to date with the most modern and effective protocols”

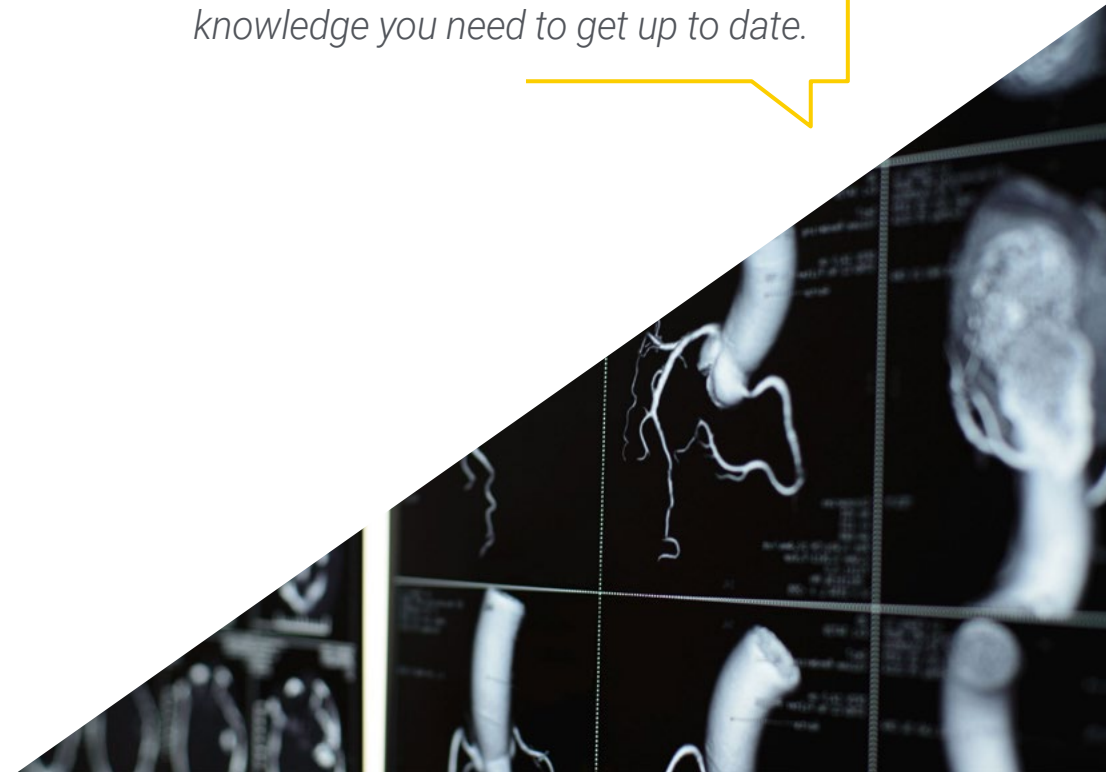
The program's teaching staff includes professionals from sector who contribute their work experience to this educational program, as well as renowned specialists from leading societies and prestigious universities.

Its multimedia content, developed with the latest educational technology, will provide the professional with situated and contextual learning, i.e., a simulated environment that will provide an immersive education programmed to learn in real situations.

The design of this program focuses on Problem-Based Learning, by means of which the professionals must try to solve the different professional practice situations that are presented throughout the program. For this purpose, the student will be assisted by an innovative interactive video system created by renowned experts.

It delves into the latest developments in stents and the expected results of their application.

The correct treatment of infarction based on the latest techniques and protocols is a necessity. TECH provides you with all the knowledge you need to get up to date.



02 Objectives

The main objective of this Postgraduate Certificate is to provide the graduates, in just 6 weeks, the information that will allow them to know all the latest developments in the field of Reperfusion Therapies in Acute Coronary Syndrome. TECH is aware that combining your work and academic life is a complicated task, so the purpose of this type of program is to provide the most modern and necessary tools that allow you to make the most of your time, avoiding having to spend extra hours studying long, obsolete and outdated syllabi.





“

Your objective and TECH's is the same: to get the most out of a content that will place you among the best specialists in Reperfusion Therapies in Acute Coronary Syndrome”



General Objectives

- ◆ Delve into Acute Coronary Syndrome (ACS) starting with its pathophysiology and its importance as one of the main causes of death in civilized countries
- ◆ Professionalize skills in the assessment and differential diagnosis of chest pain in the emergency department understanding the value of the different complementary techniques available
- ◆ Adequately classify the patient's initial risk and the most appropriate prehospital treatment and monitor measures in the prehospital phase
- ◆ Internalize reperfusion therapies, their limitations, advantages and protocols, understand the great importance of ischemia time
- ◆ Diagnose and manage the mechanical and arrhythmic complications that can occur in this syndrome
- ◆ Implement appropriate treatment measures during the hospital phase and the value of Coronary Units
- ◆ Develop the value and structure of Cardiac Rehabilitation programs
- ◆ Understand the treatments that have provided value in secondary prevention of these patients





Specific Objectives

- ◆ Recognize the time course of myocardial ischemic necrosis and understand the problem of ischemia time
- ◆ Assess the available strategies for reperfusion, fibrinolysis and primary angioplasty, their advantages and disadvantages
- ◆ Control the necessary material and protocols to perform fibrinolysis or primary angioplasty
- ◆ Know in detail the anticoagulant and antiplatelet therapy in the catheterization laboratory
- ◆ Describe a protocol for antiplatelet treatment in patients who also need to take anticoagulant drugs
- ◆ Internalize hemodynamic support measures during primary angioplasty
- ◆ Control the usefulness of regional reperfusion networks in the treatment of infarction



The best university program to update your knowledge in long-term antiplatelet treatment”

03

Course Management

The direction and teaching of this Postgraduate Certificate is the responsibility of a team of specialists in Cardiology with an extensive career in the best hospitals recognized as reference centers in the treatment of cardiac conditions. This group of professionals is also active, so their vision and experience are based on the latest developments in the field of Reperfusion Therapies in Acute Coronary Syndrome. All this gives the syllabus a unique and different but realistic character, which translates into a dynamic content based on the day-to-day work of experts in this specialty.



“

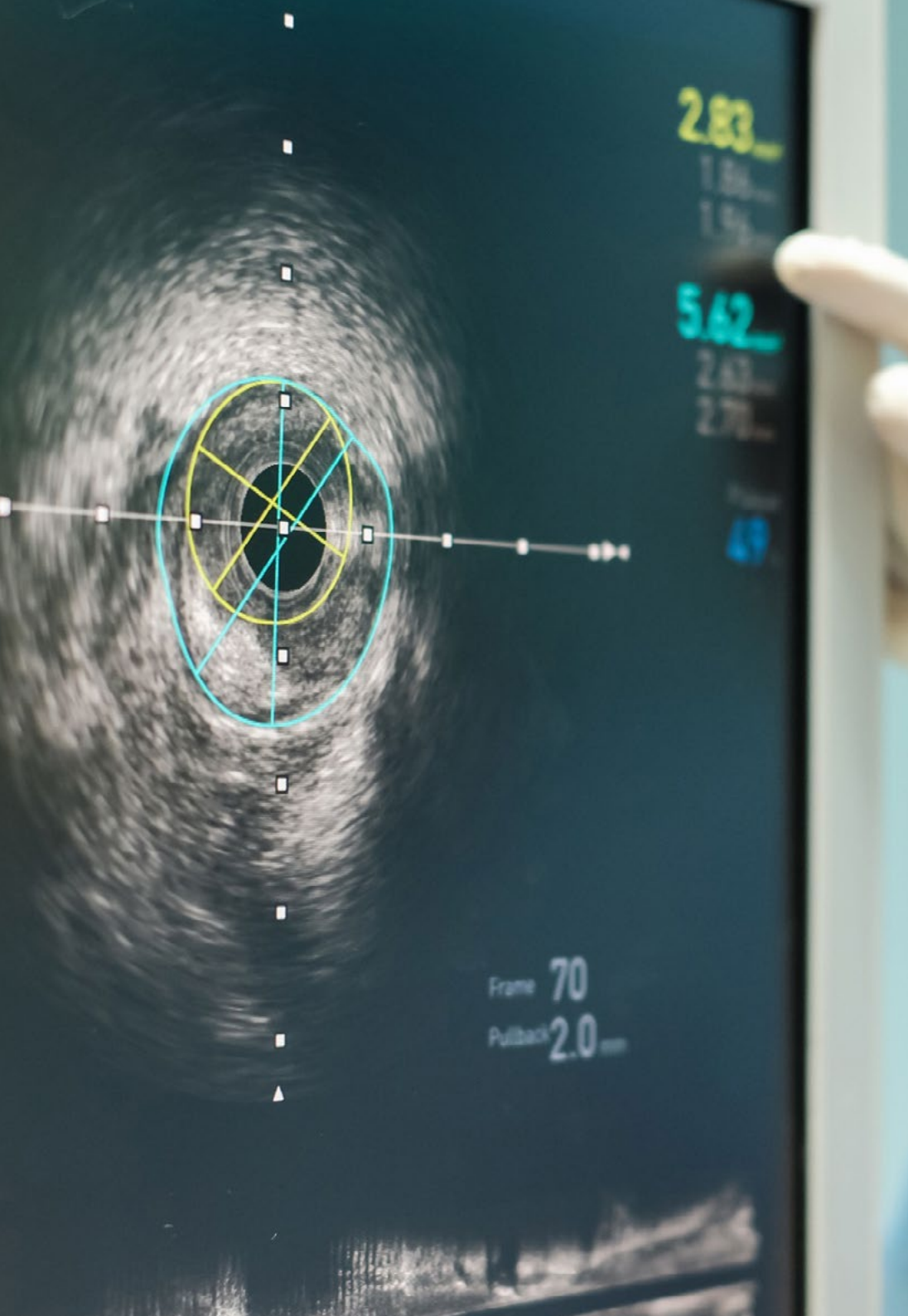
A faculty committed to the profession and teaching, involved to the maximum in the professional improvement of specialists through their own experience

Management



Dr. Botas Rodríguez, Javier

- Head of Cardiology Service, Alcorcón Foundation of the HU
- Director of the Cardiac Catheterization Laboratory at the Alcorcón Foundation.University Hospital
- Director of the Cardiac Catheterization Laboratory at the Alcorcón Foundation.University Hospital
- Associate Professor of Cardiology of the Degree in Medicine at the Rey Juan Carlos University
- Doctorate in Medicine (Magna Cum Laude) from the Faculty of Medicine at the Autonomous University of Madrid
- Residency and specialization in Cardiology at the Gregorio Marañón University Hospital
- Postdoctorate in Interventional Cardiology from Stanford University



Professors

Dr. Del Castillo Medina, Roberto

- ◆ Cardiologist Expert in Interventional Cardiology
- ◆ Specialist Doctor at Fundación Alcorcón University Hospital
- ◆ Researcher of the Infarction Code Working Group of the Interventional Cardiology Association
- ◆ Interventional Cardiologist at Sur Alcorcón Hospital of Quironsalud Group.
- ◆ Physician in the Acute Cardiac Care and Post-Surgical Recovery Unit.
- ◆ Interventional Cardiology Specialist at Montepíncipe Hospital
- ◆ Medical Specialist in Cardiology at San Rafael Hospital and Infanta Leonor University Hospital
- ◆ Master's Degree in Diagnostic and Therapeutic Electrophysiology, from the Complutense University of Madrid.
- ◆ Member of the Spanish Society of Cardiology



A unique, key, and decisive academic experience to boost your professional development

04

Structure and Content

For the development of this program, TECH has relied on the best and most modern pedagogical tools thanks to which it is possible to offer a program at the forefront and adapted to the educational needs of medical practitioners. Through a syllabus designed by the teaching team and rigorously based on the latest scientific developments, this Postgraduate Certificate is the ideal tool that will allow the graduates to be updated on Reperfusion Therapies in Acute Coronary Syndrome, its protocols, methods, recommendations and alternatives.

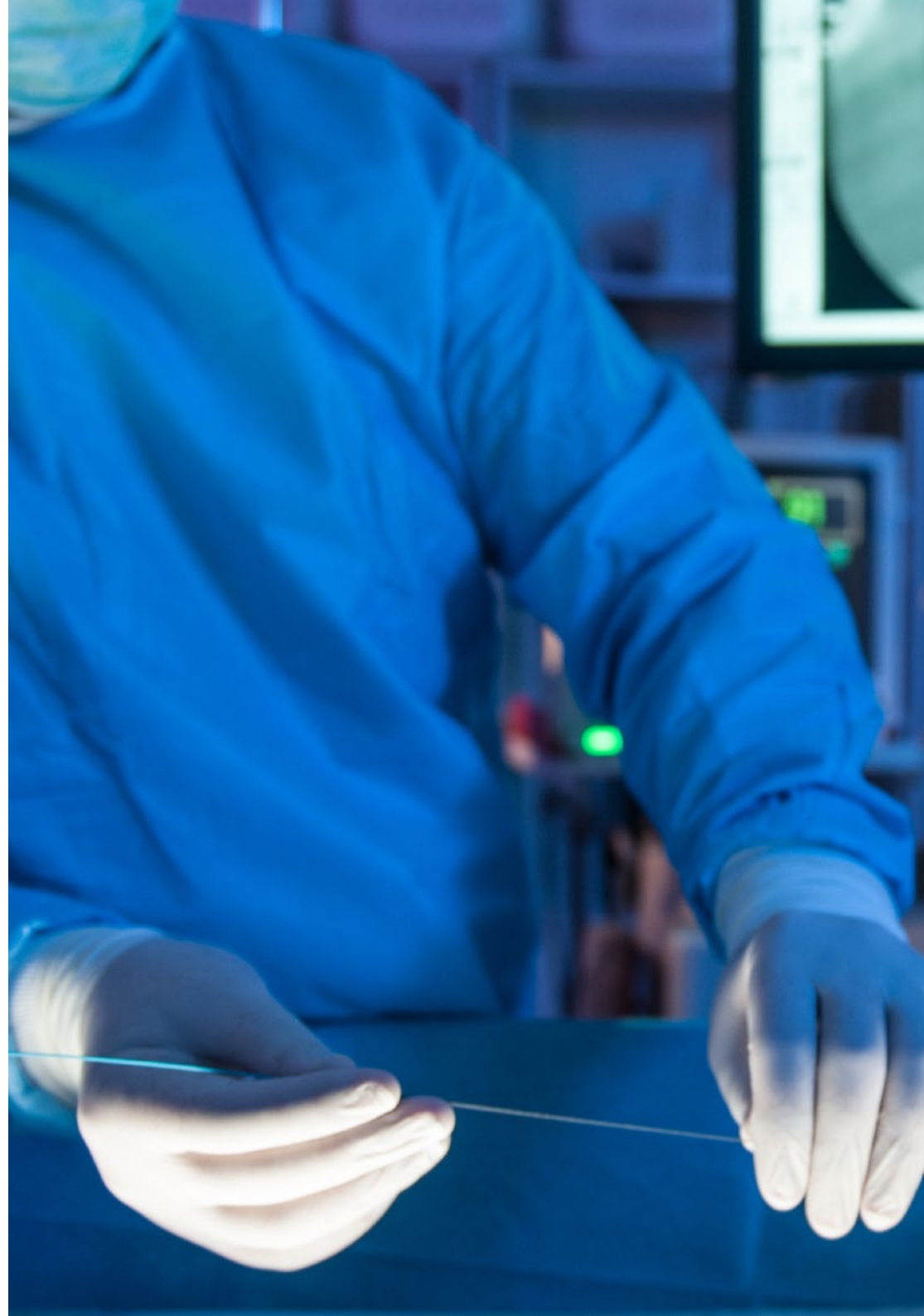


“

With the relearning methodology on which TECH bases its programs you will not have to invest extra hours memorizing concepts”

Module 1. ACS with ST-Elevation 4 Limitation of Infarct Size. Reperfusion Therapies

- 1.1. Myocardial Necrosis and Ischemia, the Problem of Ischemia Time
- 1.2. Strategies to Decrease Infarct Size: Fibrinolysis vs Primary Angioplasty
- 1.3. Fibrinolysis, Advantages, Disadvantages and Protocols
- 1.4. Primary Angioplasty Technique and Requirements
- 1.5. Stents: Types and Results Thrombus Extractors?
- 1.6. Antiplatelet and Anticoagulation Treatment During PCI
- 1.7. Long-Term Anti-Aggregation Treatment
- 1.8. The Problem of Antiplatelet Treatment in Patients Who Also Take Anticoagulant Drugs Protocols
- 1.9. Hemodynamic Support During Primary Angioplasty Available Methods and Results
- 1.10. Infarction Code Programs and Regional Reperfusion Networks





“

You will see your progress from the beginning of the program and in as little as 6 weeks you will easily handle the most complete and up-to-date information on Reperfusion Therapy in Acute Coronary Syndrome”

05

Methodology

This academic program offers students a different way of learning. Our methodology uses a cyclical learning approach: **Relearning**.

This teaching system is used, for example, in the most prestigious medical schools in the world, and major publications such as the **New England Journal of Medicine** have considered it to be one of the most effective.



“

Discover Relearning, a system that abandons conventional linear learning, to take you through cyclical teaching systems: a way of learning that has proven to be extremely effective, especially in subjects that require memorization"

At TECH we use the Case Method

What should a professional do in a given situation? Throughout the program, students will face multiple simulated clinical cases, based on real patients, in which they will have to do research, establish hypotheses, and ultimately resolve the situation. There is an abundance of scientific evidence on the effectiveness of the method. Specialists learn better, faster, and more sustainably over time.

With TECH you will experience a way of learning that is shaking the foundations of traditional universities around the world.



According to Dr. Gérvas, the clinical case is the annotated presentation of a patient, or group of patients, which becomes a "case", an example or model that illustrates some peculiar clinical component, either because of its teaching power or because of its uniqueness or rarity. It is essential that the case is based on current professional life, trying to recreate the real conditions in the physician's professional practice.

“

Did you know that this method was developed in 1912, at Harvard, for law students? The case method consisted of presenting students with real-life, complex situations for them to make decisions and justify their decisions on how to solve them. In 1924, Harvard adopted it as a standard teaching method”

The effectiveness of the method is justified by four fundamental achievements:

1. Students who follow this method not only achieve the assimilation of concepts, but also a development of their mental capacity, through exercises that evaluate real situations and the application of knowledge.
2. Learning is solidly translated into practical skills that allow the student to better integrate into the real world.
3. Ideas and concepts are understood more efficiently, given that the example situations are based on real-life.
4. Students like to feel that the effort they put into their studies is worthwhile. This then translates into a greater interest in learning and more time dedicated to working on the course.



Relearning Methodology

At TECH we enhance the case method with the best 100% online teaching methodology available: Relearning.

This university is the first in the world to combine the study of clinical cases with a 100% online learning system based on repetition, combining a minimum of 8 different elements in each lesson, a real revolution with respect to the mere study and analysis of cases.

Professionals will learn through real cases and by resolving complex situations in simulated learning environments. These simulations are developed using state-of-the-art software to facilitate immersive learning.



At the forefront of world teaching, the Relearning method has managed to improve the overall satisfaction levels of professionals who complete their studies, with respect to the quality indicators of the best online university (Columbia University).

With this methodology, more than 250,000 physicians have been trained with unprecedented success in all clinical specialties regardless of surgical load. Our pedagogical methodology is developed in a highly competitive environment, with a university student body with a strong socioeconomic profile and an average age of 43.5 years old.

Relearning will allow you to learn with less effort and better performance, involving you more in your specialization, developing a critical mindset, defending arguments, and contrasting opinions: a direct equation to success.

In our program, learning is not a linear process, but rather a spiral (learn, unlearn, forget, and re-learn). Therefore, we combine each of these elements concentrically.

The overall score obtained by TECH's learning system is 8.01, according to the highest international standards.



This program offers the best educational material, prepared with professionals in mind:



Study Material

All teaching material is produced by the specialists who teach the course, specifically for the course, so that the teaching content is highly specific and precise.

These contents are then applied to the audiovisual format, to create the TECH online working method. All this, with the latest techniques that offer high quality pieces in each and every one of the materials that are made available to the student.



Surgical Techniques and Procedures on Video

TECH introduces students to the latest techniques, the latest educational advances and to the forefront of current medical techniques. All of this in direct contact with students and explained in detail so as to aid their assimilation and understanding. And best of all, you can watch the videos as many times as you like.



Interactive Summaries

The TECH team presents the contents attractively and dynamically in multimedia lessons that include audio, videos, images, diagrams, and concept maps in order to reinforce knowledge.

This exclusive educational system for presenting multimedia content was awarded by Microsoft as a "European Success Story".



Additional Reading

Recent articles, consensus documents and international guidelines, among others. In TECH's virtual library, students will have access to everything they need to complete their course.





Expert-Led Case Studies and Case Analysis

Effective learning ought to be contextual. Therefore, TECH presents real cases in which the expert will guide students, focusing on and solving the different situations: a clear and direct way to achieve the highest degree of understanding.



Testing & Retesting

We periodically evaluate and re-evaluate students' knowledge throughout the program, through assessment and self-assessment activities and exercises, so that they can see how they are achieving their goals.



Classes

There is scientific evidence on the usefulness of learning by observing experts. The system known as Learning from an Expert strengthens knowledge and memory, and generates confidence in future difficult decisions.



Quick Action Guides

TECH offers the most relevant contents of the course in the form of worksheets or quick action guides. A synthetic, practical, and effective way to help students progress in their learning.



06 Certificate

The Postgraduate Certificate in Reperfusion Therapies in Acute Coronary Syndrome guarantees students, in addition to the most rigorous and up-to-date education, access to a Postgraduate Certificate issued by TECH Technological University.





“

Successfully complete this program and receive your Postgraduate Certificate without having to travel or fill out laborious paperwork”

This Postgraduate Certificate in Reperfusion Therapies in Acute Coronary Syndrome contains the most complete and up-to-date scientific program on the market.

After the students has passed the assessments, they will receive their corresponding **Postgraduate Certificate** issued by **TECH Technological University** via tracked delivery*.

The diploma issued by **TECH Technological University** will reflect the qualification obtained in the Postgraduate Certificate, and meets the requirements commonly demanded by labor exchanges, competitive examinations and professional career evaluation committees.

Program: **Postgraduate Certificate in Reperfusion Therapies in Acute Coronary Syndrome**
Official No. of Hours: **150 h.**



*Apostille Convention. In the event that the student wishes to have their paper diploma issued with an apostille, TECH EDUCATION will make the necessary arrangements to obtain it, at an additional cost.



Postgraduate Certificate Reperfusion Therapies in Acute Coronary Syndrome

- » Modality: online
- » Duration: 6 weeks
- » Certificate: TECH Technological University
- » Dedication: 16h/week
- » Schedule: at your own pace
- » Exams: online

Postgraduate Certificate Reperfusion Therapies in Acute Coronary Syndrome

