

# Postgraduate Certificate

## Renal Pathology in Critically ill Patients





## Postgraduate Certificate Renal Pathology in Critically ill Patients

- » Modality: online
- » Duration: 6 weeks
- » Certificate: TECH Technological University
- » Dedication: 16h/week
- » Schedule: at your own pace
- » Exams: online

Website: [www.techtute.com/us/medicine/postgraduate-certificate/renal-pathology-critically-ill-patients](http://www.techtute.com/us/medicine/postgraduate-certificate/renal-pathology-critically-ill-patients)

# Index

01

Introduction

---

*p. 4*

02

Objectives

---

*p. 8*

03

Structure and Content

---

*p. 12*

04

Methodology

---

*p. 16*

05

Certificate

---

*p. 24*

01

# Introduction

The physician specialized in intensive care medicine faces daily complex pathologies that can compromise the life of critically ill patients, so a constant updating is vital to maintain the quality of the care they provide every day. This program includes the latest advances in the management of Renal diseases in the intensive care unit, and is presented in a practical way and tailored to your needs.





“

*The new scenarios in intensive care medicine push us to propose new update programs that meet the real needs of experienced professionals, so that they can incorporate the advances in advanced life support maneuvers in the critically ill patient"*



Continuous hyperfiltration procedures performed in intensive care units, as well as conventional or peritoneal hemodialysis, are techniques that are routinely performed in critically ill patients, due to the complexity of the pathologies involved.

Both technology and advances in the diagnostic and therapeutic approach oblige the specialist physician to keep constantly updated, in order to be able to provide quality care based on the latest scientific evidence.

This Postgraduate Certificate in Renal Pathology in Critically Ill Patients is designed to facilitate the updating of the specialist physician in a practical way and adapted to their needs. Through this program you will obtain a useful approach for your daily clinical practice and will be able to respond to the specific problems and situations you will face in your work practice.

This **Postgraduate Certificate in Renal Pathology in Critically ill Patients** contains the most complete and updated scientific program on the market. The most important features of the course are:

- ♦ Clinical cases presented by experts in Intensive Care Medicine. The graphic, schematic, and eminently practical contents with which they are created provide scientific and practical information on the disciplines that are essential for professional practice.
- ♦ Diagnostic and therapeutic innovations in critically ill patients with severe Renal pathology.
- ♦ Interactive learning system based on algorithms for decision making on different clinical situations.
- ♦ All of this will be complemented by theoretical lessons, questions to the expert, debate forums on controversial topics, and individual reflection assignments.
- ♦ Content that is accessible from any fixed or portable device with an Internet connection.



*Update your knowledge through the Postgraduate Certificate in Renal Pathology in Critically Ill Patients, in a practical way and adapted to your needs"*

“

*This Postgraduate Certificate may be the best investment you can make when choosing an up-to-date program for two reasons: in addition to updating your knowledge in Renal Pathology in Critically Ill Patients you will obtain a qualification from TECH Technological University"*

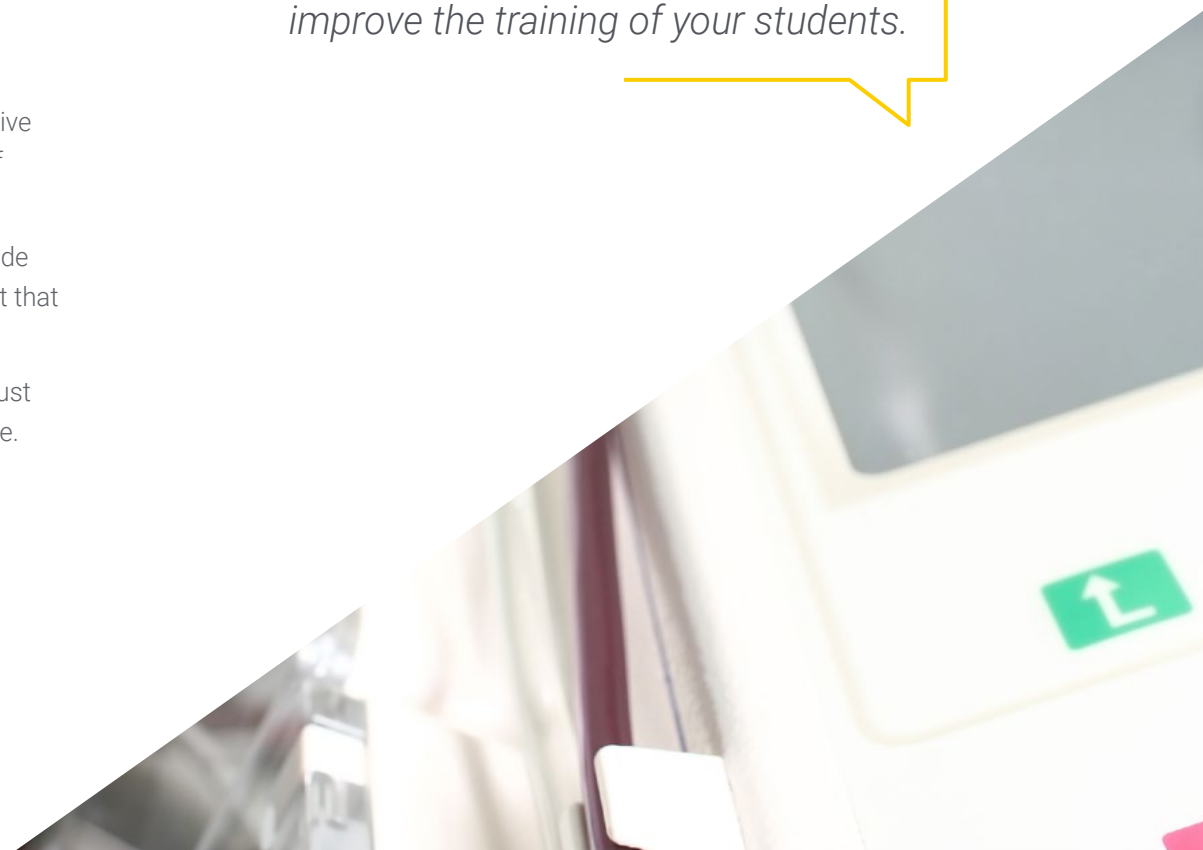
Forming part of the teaching staff is a group of professionals in the world of Intensive care medicine, who bring to this course their work experience, as well as a group of renowned specialists, recognised by esteemed scientific communities.

The multimedia content developed with the latest educational technology will provide the professional with situated and contextual learning, i.e., a simulated environment that will provide immersive training program to train in real situations.

This program is designed around Problem Based Learning, whereby the student must try to solve the different professional practice situations that arise during the course. This will be done with the help of an innovative interactive video system developed by renowned experts in the field of Intensive care medicine with extensive teaching experience.

*Increase your decision-making confidence by updating your knowledge through this Postgraduate Certificate.*

*Take the opportunity to learn about the latest developments in Renal Pathology in Critically Ill Patients and improve the training of your students.*



# 02 Objectives

The main objective of the program is the development of theoretical and practical learning, so that the physician can master in a rigorous way the organisation of an Intensive Care Unit.







“


*This refresher program will generate a sense of confidence when practising medicine, which will help you grow both personally and professionally”*



## General Objective

---

- Update the specialist physician in the management procedures of the critical patient who requires extrarenal depuration techniques in the ICU.






## Specific Objectives

---

- Update the procedures for the management of renal pathology in critically ill patients.
- Describe the signs and symptoms of renal pathology.
- Incorporate updated therapeutic procedures in renal pathology into clinical practice.
- Identify the key points in the use of continuous debugging extrarenal techniques in ICU.
- Analyze the use of citrate in continuous techniques.

*Expand your knowledge through  
this program in Renal Pathology in  
Critically Ill Patients.*





03

# Structure and Content

The structure of the contents has been designed by the team of professionals aware of the implications of constant updating in the management of intensive care, conscious of the relevance of this training in the professional.



“

*The Postgraduate Certificate in Renal Pathology in Critically Ill Patients contains the most complete and updated scientific program on the market”*




**Module 1.** Key Points in the Use of Continuous Extrarenal Clearance Techniques in the ICU

- 1.1. Indications.
- 1.2. Techniques.
- 1.3. Monitoring.

**Module 2.** Anticoagulation With Citrate in Continuous Extrarenal Clearance Techniques

- 2.1. Indications.
- 2.2. Monitoring and Management.
- 2.3. Protocol Proposal.





“

*A unique, key, and decisive  
Training experience to boost your  
professional development”*

04

# Methodology

This training program provides you with a different way of learning. Our methodology uses a cyclical learning approach: ***Re-learning***.

This teaching system is used in the most prestigious medical schools in the world, and major publications such as the ***New England Journal of Medicine*** have considered it to be one of the most effective.





“

*Discover Re-learning, a system that abandons conventional linear learning, to take you through cyclical teaching systems: a way of learning that has proven to be extremely effective, especially in subjects that require memorization"*

## At TECH we use the Case Method

In a given situation, what would you do? Throughout the program, you will be presented with multiple simulated clinical cases based on real patients, where you will have to investigate, establish hypotheses and, finally, resolve the situation. There is abundant scientific evidence on the effectiveness of the method. Specialists learn better, faster, and more sustainably over time.

*With TECH you can experience a way of learning that is shaking the foundations of traditional universities around the world.*



According to Dr. Gervas, the clinical case is the annotated presentation of a patient, or group of patients, which becomes a "case", an example or model that illustrates some peculiar clinical component, either because of its teaching potential or because of its uniqueness or rarity. It is essential that the case is based on current professional life, trying to recreate the real conditions in professional medical practice.



“

*Did you know that this method was developed in 1912 at Harvard for law students? The case method consisted of presenting students with real-life, complex situations for them to make decisions and justify their decisions on how to solve them. In 1924, Harvard adopted it as a standard teaching method”*

The effectiveness of the method is justified by four fundamental achievements:

1. Students who follow this method not only grasp concepts, but also develop their mental capacity by evaluating real situations and applying their knowledge.
2. The learning process has a clear focus on practical skills that allow the student to better integrate into the real world.
3. Ideas and concepts are understood more efficiently, given that the example situations are based on real-life.
4. Students like to feel that the effort they put into their studies is worthwhile. This then translates into a greater interest in learning and more time dedicated to working on the course.



## Re-Learning Methodology

At TECH we enhance the Harvard case method with the best 100% online teaching methodology available: Re-learning.

Our University is the first in the world to combine the study of clinical cases with a 100% online learning system based on repetition, combining a minimum of 8 different elements in each lesson, which represent a real revolution with respect to simply studying and analyzing cases.



*The physician will learn through real cases and by solving complex situations in simulated learning environments. These simulations are developed using state-of-the-art software to facilitate immersive learning.*



At the forefront of world teaching, the Re-learning method has managed to improve the overall satisfaction levels of professionals who complete their studies, with respect to the quality indicators of the best Spanish-speaking online university (Columbia University).

With this methodology we have trained more than 250,000 physicians with unprecedented success, in all clinical specialties regardless of the surgical load. All this in a highly demanding environment, where the students have a strong socio-economic profile and an average age of 43.5 years.

*Re-learning will allow you to learn with less effort and better performance, involving you more in your specialization, developing a critical mindset, defending arguments, and contrasting opinions: a direct equation to success.*

In our program, learning is not a linear process, but rather a spiral (we learn, unlearn, forget, and re-learn). Therefore, we combine each of these elements concentrically.

The overall score obtained by our learning system is 8.01, according to the highest international standards.



In this program you will have access to the best educational material, prepared with you in mind:



#### Study Material

All teaching material is produced by the specialists who teach the course, specifically for the course, so that the teaching content is highly specific and precise.

This content is then adapted in an audiovisual format that will create our way of working online, with the latest techniques that allow us to offer you high quality in all of the material that we provide you with.



#### Latest Techniques and Procedures on Video

We introduce you to the latest techniques, to the latest educational advances, to the forefront of current medical techniques. All this, in first person, with the maximum rigor, explained and detailed for your assimilation and understanding. And best of all, you can watch them as many times as you want.



#### Interactive Summaries

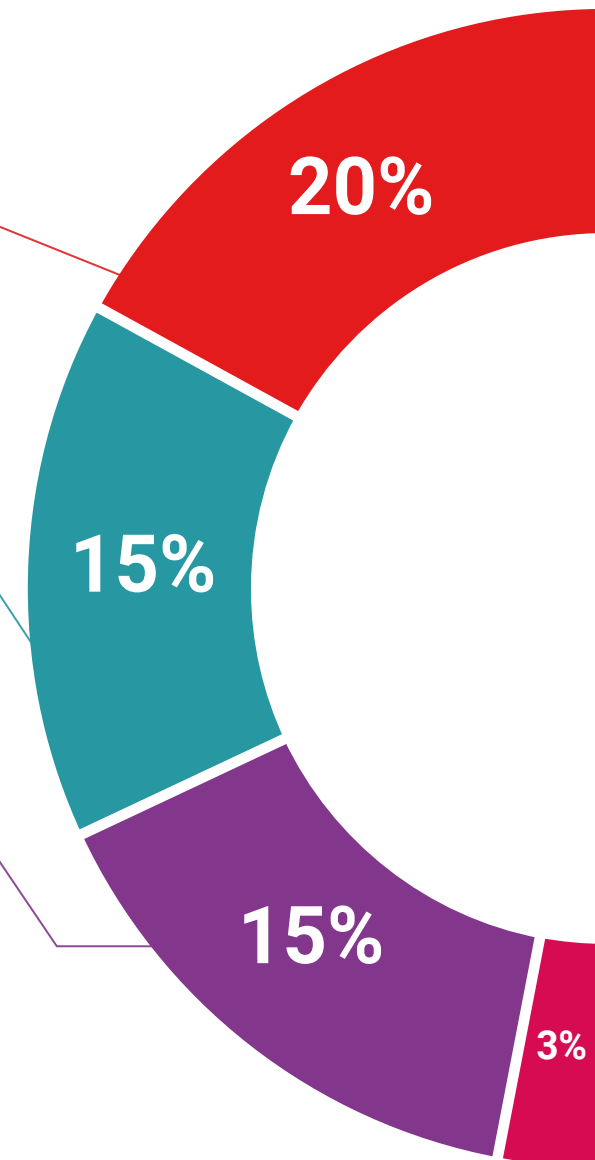
We present the contents attractively and dynamically in multimedia lessons that include audio, videos, images, diagrams, and concept maps in order to reinforce knowledge.

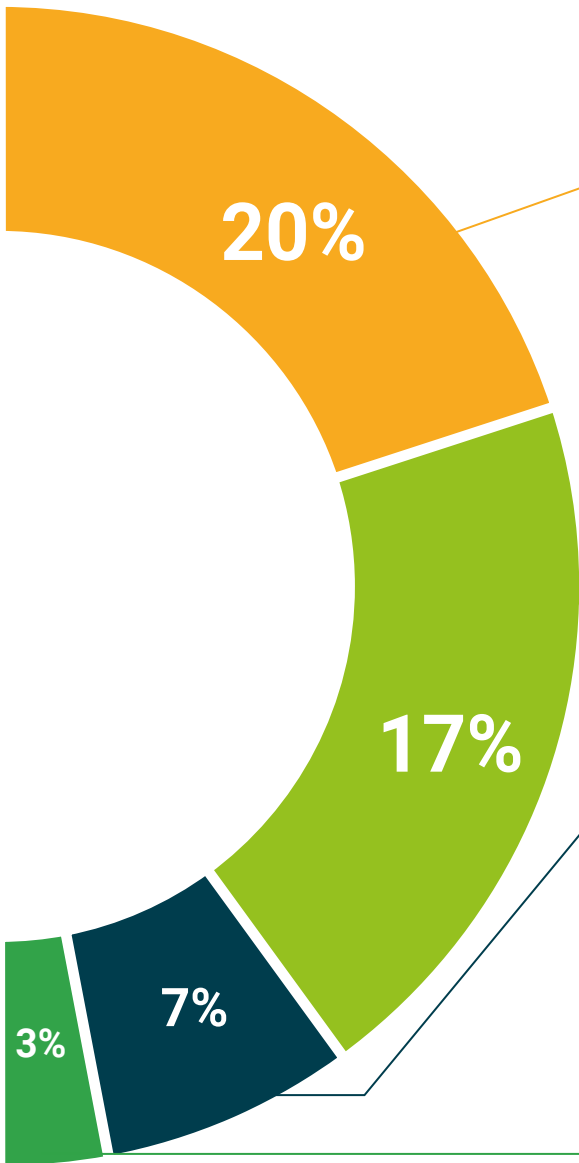
This unique multimedia content presentation training system was awarded by Microsoft as a "European Success Story".



#### Additional Reading

Recent articles, consensus documents, international guides. in our virtual library you will have access to everything you need to complete your training.





**Expert-Led Case Studies and Case Analysis**

Effective learning ought to be contextual. Therefore, we will present you with real case developments in which the expert will guide you through focusing on and solving the different situations: a clear and direct way to achieve the highest degree of understanding.



**Testing & Re-testing**

We periodically evaluate and re-evaluate your knowledge throughout the program, through assessment and self-assessment activities and exercises: so that you can see how you are achieving your goals.



**Classes**

There is scientific evidence suggesting that observing third-party experts can be useful.  
Learning from an expert strengthens knowledge and memory, and generates confidence in our future difficult decisions.



**Quick Action Guides**

We offer you the most relevant contents of the course in the form of worksheets or quick action guides. A synthetic, practical, and effective way to help you progress in your learning.





# 05 Certificate

The Postgraduate Certificate in Renal Pathology in Critically ill Patients guarantees, in addition to the most rigorous and updated training, access to a Postgraduate Certificate issued by **TECH Technological University**.





“

*Successfully complete this training and receive your diploma without the hassle of travel or paperwork”*

This **Postgraduate Certificate in Renal Pathology in Critically ill Patients** contains the most complete and updated scientific program on the market.

After students have passed the evaluations, they will receive their corresponding Postgraduate Certificate issued by **TECH Technological University** via tracked delivery.

The diploma issued by **TECH Technological University** will express the qualification obtained in the Postgraduate Certificate, and meets the requirements commonly demanded by labor exchanges, competitive examinations and evaluation committees professional careers..

Title: **Postgraduate Certificate in Renal Pathology in Critically ill Patients**

Nº Hours: **150**



future

health

confidence people

education information tutors

guarantee accreditation teaching

institutions technology learning

community commitment

**tech** technological  
university

personalized service innovation

knowledge present  
online training

development languages

virtual classroom

## Postgraduate Certificate Renal Pathology in Critically ill Patients

- » Modality: online
- » Duration: 6 weeks
- » Certificate: TECH Technological University
- » Dedication: 16h/week
- » Schedule: at your own pace
- » Exams: online



# Postgraduate Certificate

## Renal Pathology in Critically ill Patients