

Postgraduate Certificate Principles of Neuroanatomy





Postgraduate Certificate Principles of Neuroanatomy

- » Modality: online
- » Duration: 6 weeks
- » Certificate: TECH Technological University
- » Dedication: 16h/week
- » Schedule: at your own pace
- » Exams: online

Website: www.techtute.com/us/medicine/postgraduate-certificate/principles-neuroanatomy

Index

01

Introduction

p. 4

02

Objectives

p. 8

03

Course Management

p. 12

04

Structure and Content

p. 16

05

Methodology

p. 20

06

Certificate

p. 28

01

Introduction

The relevance of neuroanatomy in the medical field is such that, thanks to it, important progress has been made in the study of the nervous system, both from the macroscopic point of view, as well as at the level of tissues, cells, and neuronal connections. Being a specialty in continuous transformation, medical professionals require constant updating to keep them up to date in this area. In light of this situation, this 100% online program was made, which will allow professionals to achieve the renewal of knowledge that they are looking for, comfortably, connecting to the program from and when they want.



“

*Thanks to this Postgraduate Certificate
you will be able to know in detail the
essential foundations of Neuroanatomy”*

Solid knowledge in neuroanatomy has a positive influence when it comes to achieving optimal results in diagnosis and in the application of truly effective treatments in patients with neurological pathologies. The latest information in this field is therefore essential for medical professionals who wish to be aware of the latest advances in this specialty. That is why this Postgraduate Certificate was created, in which students, thanks to a teaching team with extensive experience, will achieve the renewal of their knowledge in the field of neuroanatomy.

Professionals are facing a program that is taught exclusively online, which will allow them to reconcile their work and/or personal responsibilities with quality teaching. This program will be enriched through a syllabus with a theoretical-practical focus on the conformation of the central nervous system (CNS) and neurons, the different types of synapses and neurotransmitters. Besides, it will delve into neuroendocrinology and neuroimmunology, with special emphasis on the characteristics of the CNS at different stages: from childhood to adolescence and until old age.

The simulations of clinical cases provided by the specialized teaching staff will be of great help to the professional, since through them they will be able to approach to a reality that can be useful in your daily practice. An excellent opportunity for professionals who want to update their knowledge with content that is characterized by using the latest technology in education. You will have summaries, detailed videos, interactive diagrams or specialized readings available from the very start. Having the entire study plan from the beginning will facilitate the distribution of the study load, always according to the needs of the students themselves. A program according to current educational times and that is at the forefront.

This **Postgraduate Certificate in Principles of Neuroanatomy** contains the most complete and up-to-date scientific program on the market. The most important features include:

- ♦ The development of practical cases presented by experts in Psychology and Immunology
- ♦ The graphic, schematic, and practical contents with which they are created, provide scientific and practical information on the disciplines that are essential for professional practice
- ♦ Practical exercises where the self-assessment process can be carried out to improve learning
- ♦ Its special emphasis on innovative methodologies
- ♦ Theoretical lessons, questions for the expert, debate forums on controversial topics, and individual reflection assignments
- ♦ Content that is accessible from any fixed or portable device with an Internet connection



An educational option that allows you to be aware of scientific studies that delve into the neuron and its characteristics”

“

Increase your knowledge about the conformation of the nervous system in a more agile way with the application of the Relearning system of TECH Technological University”

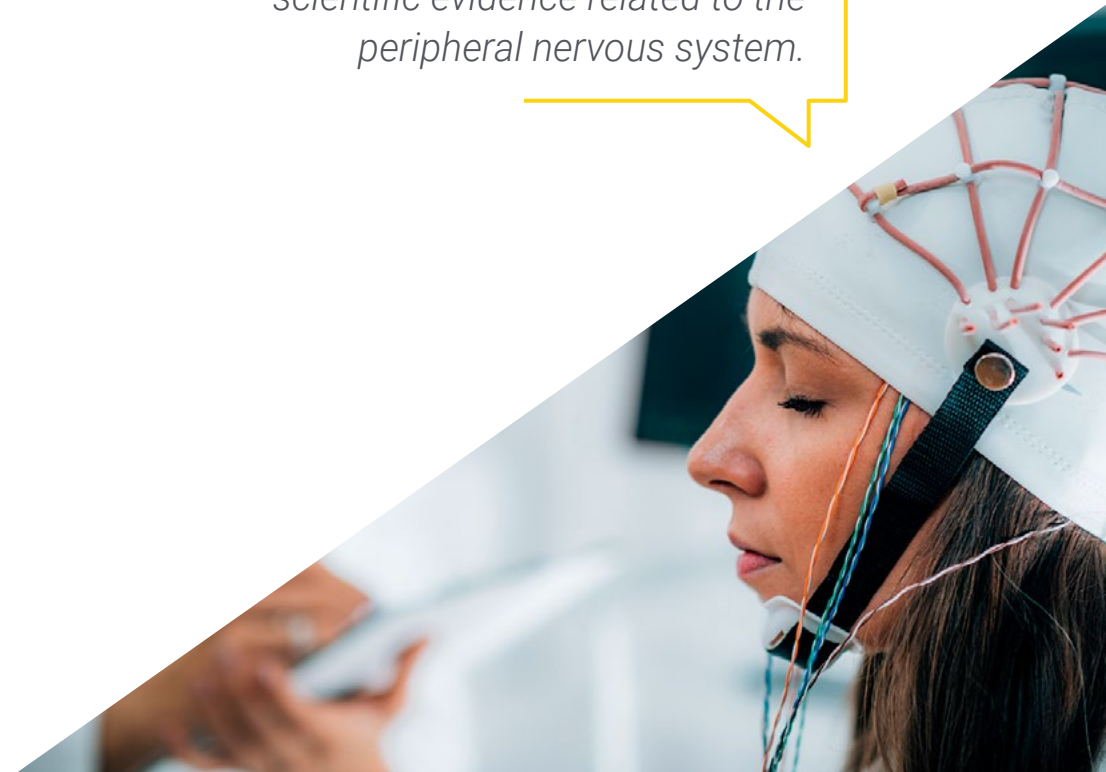
The program's teaching staff includes professionals from the sector who contribute their work experience, to this educational program, as well as renowned specialists from leading societies and prestigious universities.

Its multimedia content, developed with the latest educational technology, will provide the professional with situated and contextual learning, i.e., a simulated environment that will provide an immersive education designed to learn in real situations.

This program is designed around Problem-Based Learning, whereby the professional must try to solve the different professional practice situations that arise throughout the program. For this purpose, students will be assisted by an innovative interactive video system developed by renowned experts.

Download the agenda and view its content whenever you want. You are facing a flexible program that adapts to you.

A Postgraduate Certificate that will go in depth into the latest scientific evidence related to the peripheral nervous system.



02 Objectives

The main goal of this Postgraduate Certificate is to ensure that the medical professional achieves the recycling of knowledge in the field of neuroanatomy. A renovation that you will be able to achieve thanks to the innovative multimedia content, which will allow you to delve into the evolutionary process of the nervous system, its training, as well as the basic fundamentals that constitute this discipline. The teaching team will accompany students during the 150 class hours of this teaching so that they reach their goals of improving their knowledge.






“

You will be able to renew your knowledge about neuroendocrinology and neuroimmunology thanks to an exhaustive syllabus provided by a specialized teaching team”



General Objectives

- Know in detail the principles of Neuroanatomy, delve into the Study the the nervous system and its anatomical and functional organization
- Acquire a thorough knowledge of the main tools of this science, as well as the advantages and disadvantages of their use





Specific Objectives

- ♦ Know the origins and the evolutionary process of the nervous system
- ♦ Obtain a general vision on the formation of the nervous system
- ♦ Know the basic fundamentals of neuroanatomy

“

A perfect educational option to delve into studies and advances in Neuroanatomy in a short time”

03

Course Management

TECH is continually committed to academic excellence. For this reason, each of its programs has teaching teams of the highest reputation. These experts have extensive experience in their professional fields and, at the same time, have achieved significant results with their empirical research and fieldwork. In addition, these specialists play a leading role within the university qualification, as they are in charge of selecting the most up-to-date and innovative content to be included in the syllabus. In addition, they participate in the elaboration of numerous multimedia resources of high pedagogical rigor.



“

The teaching materials of this program, elaborated by these specialists, have contents that are completely applicable to your professional experiences”

International guest conductor

Dr. Steven P. Woods is a leading neuropsychologist, internationally recognized for his outstanding contributions to improving clinical detection, prediction and treatment of real-world health outcomes in diverse neuropsychological populations. He has forged an exceptional career path, which has led him to publish over 300 articles and serve on editorial boards in 5 major Clinical Neuropsychology journals.

His excellent scientific and clinical work focuses primarily on the ways in which cognition can hinder and support daily activities, health and well-being in adults with chronic medical conditions. Other areas of scientific relevance, for this expert, also include health literacy, apathy, intra-individual variability and internet navigation skills. His research projects are funded by the National Institute of Mental Health (NIMH) and the National Institute on Drug Abuse (NIDA).

In this regard, Dr. Woods' research approach explores the application of theoretical models to elucidate the role of neurocognitive deficits (e.g., memory) in everyday functioning and health literacy in people affected by HIV and aging. In this way, his interest focuses, for example, on how people's ability to "Remember to Remember", the so-called prospective memory, influences health-related behaviors, such as medication adherence. This multidisciplinary approach is reflected in his groundbreaking research, available on Google Scholar and ResearchGate.

He has also founded the Clinical Neuropsychology Service at Thomas Street Health Center, where he holds a senior position as Director. Here, Dr. Woods provides Clinical Neuropsychology services to people affected by HIV, providing critical support to communities in need and reaffirming his commitment to the practical application of his research to improve lives.



Dr. Woods, Steven P

- Founder and Director of the Clinical Neuropsychology Service at the Thomas Street Health Center
- Collaborator in the Department of Psychology, University of Houston
- Associate Editor at Neuropsychology and The Clinical Neuropsychologist
- Ph.D. in Clinical Psychology, with a specialization in Neuropsychology, Norfolk State University
- B.S. in Psychology, Portland State University
- Member of:
 - National Academy of Neuropsychology
 - American Psychological Association (Division 40, Society for Clinical Neuropsychology)

“

Thanks to TECH, you will be able to learn with the best professionals in the world”

04

Structure and Content

The syllabus of this Postgraduate Certificate is made up of innovative multimedia content and a *Relearning* system, that will favor the updating of knowledge in a more visual and dynamic way. Thanks to this, professionals will obtain the most recent information related to the area of neuroanatomy. In addition, they will have hours of high-quality additional material with which they can delve into the different sections in which this study plan is structured. In this way, they will get an academic experience that provides them with the most recent knowledge in neuroanatomy.





“

Delve into the main nervous system problems associated with old age”

Module 1. Principles of Neuroanatomy

- 1.1. Formation of the Nervous System
 - 1.1.1. Anatomical and Functional Organization of the Nervous System
 - 1.1.2. Neurons
 - 1.1.3. Glial Cells
 - 1.1.4. Central Nervous System: Brain and Spinal Cord
 - 1.1.5. Main Structures
 - 1.1.5.1. Forebrain
 - 1.1.5.2. Midbrain
 - 1.1.5.3. Rhombencephalon
- 1.2. Formation of the Nervous System II
 - 1.2.1. Peripheral Nervous System
 - 1.2.1.1. Somatic Nervous System
 - 1.2.1.2. Neurovegetative or Autonomic Nervous System
 - 1.2.1.3. White Matter
 - 1.2.1.4. Gray Matter
 - 1.2.1.5. Meninges
 - 1.2.1.6. Cerebrospinal Fluid
- 1.3. The Neurone and its Composition
 - 1.3.1. Introduction to the Neurone and its Function
 - 1.3.2. The Neurone and its Composition
- 1.4. Electric and Chemical Synapses
 - 1.4.1. What is a Synapse?
 - 1.4.2. Electrical Synapse
 - 1.4.3. Chemical Synapse
- 1.5. Neurotransmitters
 - 1.5.1. What is a Neurotransmitter?
 - 1.5.2. Types of Neurotransmitters and their Functioning
- 1.6. Neuroendocrinology (Hypothalamus-Endocrine System Relationship)
 - 1.6.1. Introduction to Neuroendocrinology
 - 1.6.2. Basis of Neuroendocrinological Functioning





- 1.7. Neuroimmunology (Relationship between the Nervous System and Immune System)
 - 1.7.1. Introduction to Neuroimmunology
 - 1.7.2. Basis and Fundamentals of Neuroimmunology
- 1.8. Nervous System in Childhood and Adolescence
 - 1.8.1. Development of CNS
 - 1.8.2. Bases and Characteristics
- 1.9. Nervous System in Adulthood
 - 1.9.1. Bases and Characteristics of the CNS
- 1.10. Nervous System in Old Age
 - 1.10.1. Bases and Characteristics of the CNS in Old Age
 - 1.10.2. Main Related Problems

“

A Postgraduate Certificate that gives you the opportunity to recycle your knowledge about the nervous system in childhood and adolescence”

05 Methodology

This academic program offers students a different way of learning. Our methodology uses a cyclical learning approach: **Relearning**.

This teaching system is used, for example, in the most prestigious medical schools in the world, and major publications such as the **New England Journal of Medicine** have considered it to be one of the most effective.





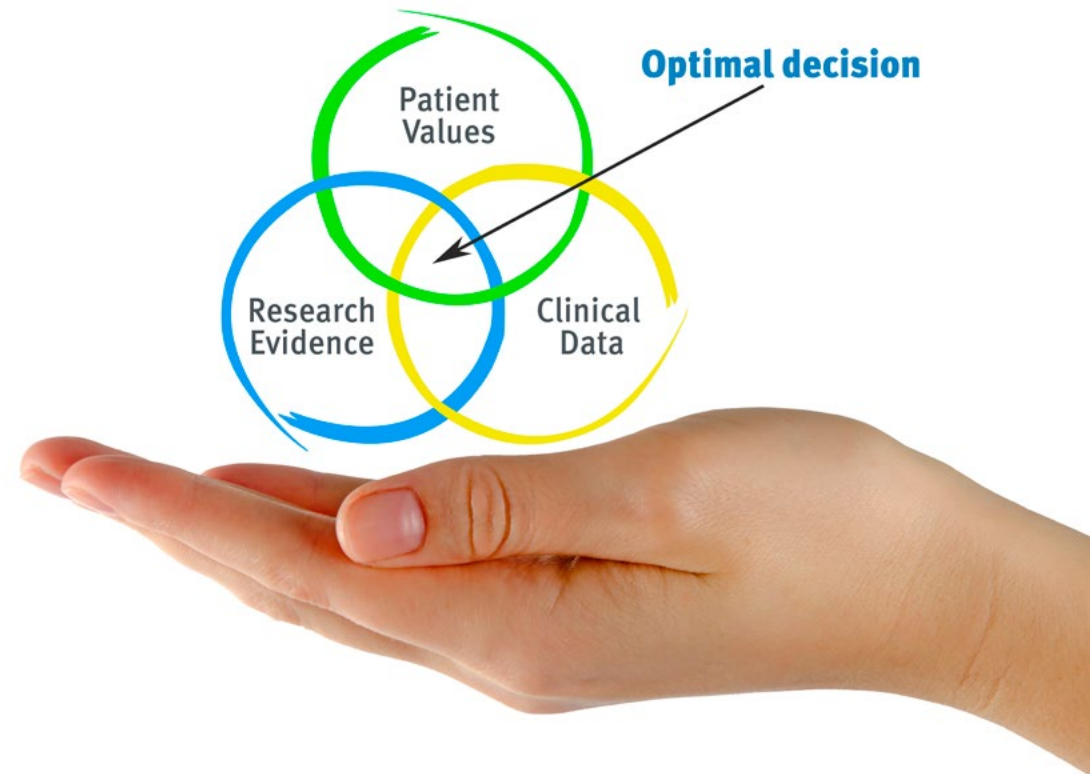
“

Discover Relearning, a system that abandons conventional linear learning, to take you through cyclical teaching systems: a way of learning that has proven to be extremely effective, especially in subjects that require memorization"

At TECH we use the Case Method

What should a professional do in a given situation? Throughout the program, students will face multiple simulated clinical cases, based on real patients, in which they will have to do research, establish hypotheses, and ultimately resolve the situation. There is an abundance of scientific evidence on the effectiveness of the method. Specialists learn better, faster, and more sustainably over time.

With TECH you will experience a way of learning that is shaking the foundations of traditional universities around the world.



According to Dr. Gérvas, the clinical case is the annotated presentation of a patient, or group of patients, which becomes a "case", an example or model that illustrates some peculiar clinical component, either because of its teaching power or because of its uniqueness or rarity. It is essential that the case is based on current professional life, trying to recreate the real conditions in the physician's professional practice.

“

Did you know that this method was developed in 1912, at Harvard, for law students? The case method consisted of presenting students with real-life, complex situations for them to make decisions and justify their decisions on how to solve them. In 1924, Harvard adopted it as a standard teaching method”

The effectiveness of the method is justified by four fundamental achievements:

1. Students who follow this method not only achieve the assimilation of concepts, but also a development of their mental capacity, through exercises that evaluate real situations and the application of knowledge.
2. Learning is solidly translated into practical skills that allow the student to better integrate into the real world.
3. Ideas and concepts are understood more efficiently, given that the example situations are based on real-life.
4. Students like to feel that the effort they put into their studies is worthwhile. This then translates into a greater interest in learning and more time dedicated to working on the course.



Relearning Methodology

At TECH we enhance the case method with the best 100% online teaching methodology available: Relearning.

This university is the first in the world to combine the study of clinical cases with a 100% online learning system based on repetition, combining a minimum of 8 different elements in each lesson, a real revolution with respect to the mere study and analysis of cases.

Professionals will learn through real cases and by resolving complex situations in simulated learning environments. These simulations are developed using state-of-the-art software to facilitate immersive learning.



At the forefront of world teaching, the Relearning method has managed to improve the overall satisfaction levels of professionals who complete their studies, with respect to the quality indicators of the best online university (Columbia University).

With this methodology, more than 250,000 physicians have been trained with unprecedented success in all clinical specialties regardless of surgical load. Our pedagogical methodology is developed in a highly competitive environment, with a university student body with a strong socioeconomic profile and an average age of 43.5 years old.

Relearning will allow you to learn with less effort and better performance, involving you more in your specialization, developing a critical mindset, defending arguments, and contrasting opinions: a direct equation to success.

In our program, learning is not a linear process, but rather a spiral (learn, unlearn, forget, and re-learn). Therefore, we combine each of these elements concentrically.

The overall score obtained by TECH's learning system is 8.01, according to the highest international standards.



This program offers the best educational material, prepared with professionals in mind:



Study Material

All teaching material is produced by the specialists who teach the course, specifically for the course, so that the teaching content is highly specific and precise.

These contents are then applied to the audiovisual format, to create the TECH online working method. All this, with the latest techniques that offer high quality pieces in each and every one of the materials that are made available to the student.



Surgical Techniques and Procedures on Video

TECH introduces students to the latest techniques, the latest educational advances and to the forefront of current medical techniques. All of this in direct contact with students and explained in detail so as to aid their assimilation and understanding. And best of all, you can watch the videos as many times as you like.



Interactive Summaries

The TECH team presents the contents attractively and dynamically in multimedia lessons that include audio, videos, images, diagrams, and concept maps in order to reinforce knowledge.

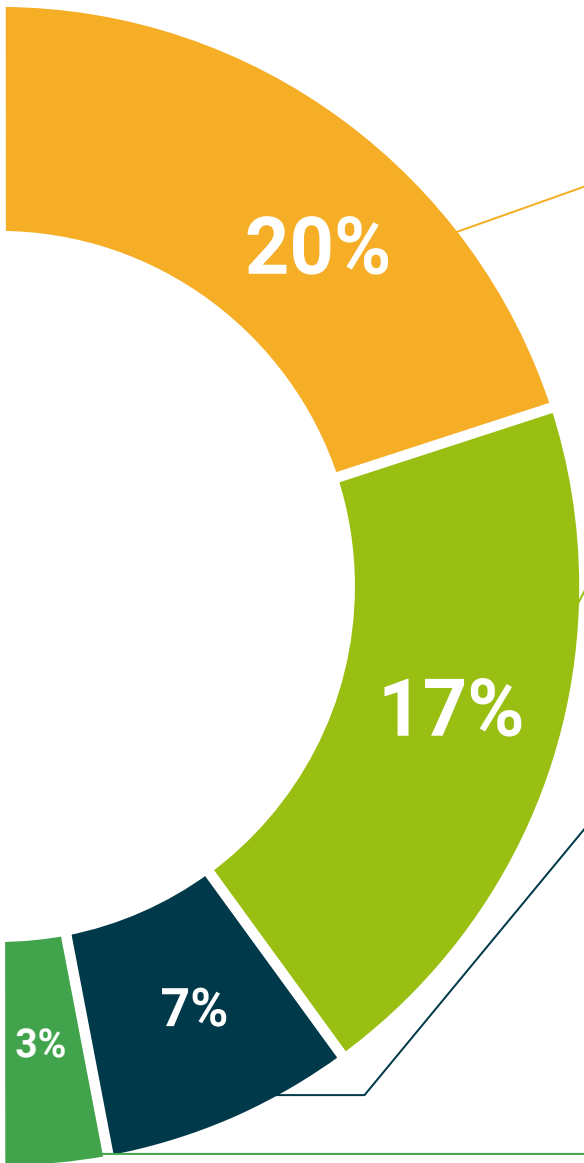
This exclusive educational system for presenting multimedia content was awarded by Microsoft as a "European Success Story".



Additional Reading

Recent articles, consensus documents and international guidelines, among others. In TECH's virtual library, students will have access to everything they need to complete their course.





Expert-Led Case Studies and Case Analysis

Effective learning ought to be contextual. Therefore, TECH presents real cases in which the expert will guide students, focusing on and solving the different situations: a clear and direct way to achieve the highest degree of understanding.



Testing & Retesting

We periodically evaluate and re-evaluate students' knowledge throughout the program, through assessment and self-assessment activities and exercises, so that they can see how they are achieving their goals.



Classes

There is scientific evidence on the usefulness of learning by observing experts. The system known as Learning from an Expert strengthens knowledge and memory, and generates confidence in future difficult decisions.



Quick Action Guides

TECH offers the most relevant contents of the course in the form of worksheets or quick action guides. A synthetic, practical, and effective way to help students progress in their learning.



06 Certificate

The Postgraduate Certificate in Principles of Neuroanatomy guarantees students, in addition to the most rigorous and up-to-date education, access to a Postgraduate Certificate issued by TECH Technological University.



“

Successfully complete this program and receive your university qualification without having to travel or fill out laborious paperwork”

This **Postgraduate Certificate in Principles of Neuroanatomy** contains the most complete and up-to-date scientific program on the market.

After the student has passed the assessments, they will receive their corresponding **Postgraduate Certificate** issued by **TECH Technological University** via tracked delivery*.

The diploma issued by **TECH Technological University** will reflect the qualification obtained in the Postgraduate Certificate, and meets the requirements commonly demanded by labor exchanges, competitive examinations and professional career evaluation committees.

Title: **Postgraduate Certificate in Principles of Neuroanatomy**

Official N° of Hours: **150 h.**



*Apostille Convention. In the event that the student wishes to have their paper diploma issued with an apostille, TECH EDUCATION will make the necessary arrangements to obtain it, at an additional cost.

future
health confidence people
education information tutors
guarantee accreditation teaching
institutions technology learning
community commitment
personalized service innovation
knowledge present
development language
virtual classroom



Postgraduate Certificate Principles of Neuroanatomy

- » Modality: online
- » Duration: 6 weeks
- » Certificate: TECH Technological University
- » Dedication: 16h/week
- » Schedule: at your own pace
- » Exams: online

Postgraduate Certificate

Principles of Neuroanatomy