

Postgraduate Certificate

Pediatric Cardiopulmonary Resuscitation





Postgraduate Certificate Pediatric Cardiopulmonary Resuscitation

- » Modality: online
- » Duration: 6 weeks
- » Certificate: TECH Technological University
- » Dedication: 16h/week
- » Schedule: at your own pace
- » Exams: online

Website: www.techtute.com/us/medicine/postgraduate-certificate/pediatric-cardiopulmonary-resuscitation

Index

01

Introduction

p. 4

02

Objectives

p. 8

03

Course Management

p. 12

04

Structure and Content

p. 16

05

Methodology

p. 20

06

Certificate

p. 28

01

Introduction

Managing pediatric patients in cardiorespiratory arrest in the emergency department is usually complex, so it requires physicians to constantly update themselves in order to always intervene supported by the latest scientific evidence. This program is geared toward incorporating advances in pediatric patient procedures in order to provide quality care and improve prognosis for pediatric patients suffering from cardiorespiratory arrest.



“

Improve your knowledge in Pediatric Cardiopulmonary Resuscitation through this program, where you will find the best teaching material with real clinical cases. Learn here about the latest advances in the specialty to perform quality medical practice”

Like other medical specialties and subspecialties, pediatric emergencies have reached a development of progressive specialization in recent years. Physicians working in pediatric emergency care services must be able to provide comprehensive initial care to pediatric patients, basing their actions on the latest scientific evidence.

For this reason, knowledge must be constantly updated through programs aimed at reinforcing their functions, both in recognizing and initially resolving the emergency, and in focusing.

The training of the pediatric emergency department physician should include the updating of diagnostic and therapeutic techniques as airway management, peripheral and central line approach or immobilization of trauma and patients, to ensure rapid and safe care in all pediatric ages. In addition, it should include organizational aspects of pediatric emergency services and the provision of personnel and material, with emphasis on their differential characteristics.

This program offers physicians updated training in the most important pediatric emergencies, establishing the keys for pediatric patient care in cases of cardiorespiratory arrest.

This **Postgraduate Certificate in Pediatric Cardiopulmonary Resuscitation** is the most complete and up-to-date scientific program on the market. The most important features of the course are:

- Clinical cases presented by experts in pediatric emergencies.
- The graphic, schematic, and eminently practical contents with which they are created, provide scientific and practical information on the disciplines that are essential for professional practice.
- Latest diagnostic and therapeutic developments in the performance of pediatric cardiopulmonary resuscitation.
- Interactive systematization of learning based on algorithms for decision making in clinical situations.
- With a special emphasis on evidence-based medicine and research methodologies in pediatric emergencies.
- Content that is accessible from any fixed or portable device with an Internet connection.

All this will be complemented by theoretical lessons, questions to the expert, debate forums on controversial topics, and individual reflection assignments.



*Update your knowledge through the
Postgraduate Certificate in Pediatric
Cardiopulmonary Resuscitation”*

“

This Postgraduate Certificate may be the best investment you can make when choosing a refresher program for two reasons: in addition to updating your knowledge of pediatric cardiopulmonary resuscitation, you will obtain a qualification from TECH Technological University”

Forming part of the teaching staff is a group of professionals in the field of pediatric emergencies, who bring to this training their work experience, as well as renowned specialists recognized by esteemed scientific communities.

Thanks to its multimedia content, developed with the latest educational technology, professionals will benefit from situational and contextual learning, that is, a simulated environment that will provide immersive learning programmed to train in real situations.

Problem-Based Learning underpins this program design, and the doctor must use it to try and solve the different professional practice situations that arise throughout the training. For this reason, you will be assisted by an innovative, interactive video system created by renowned experts in the field of pediatric emergencies with extensive teaching experience.

Increase your decision-making confidence by updating your knowledge through this program.

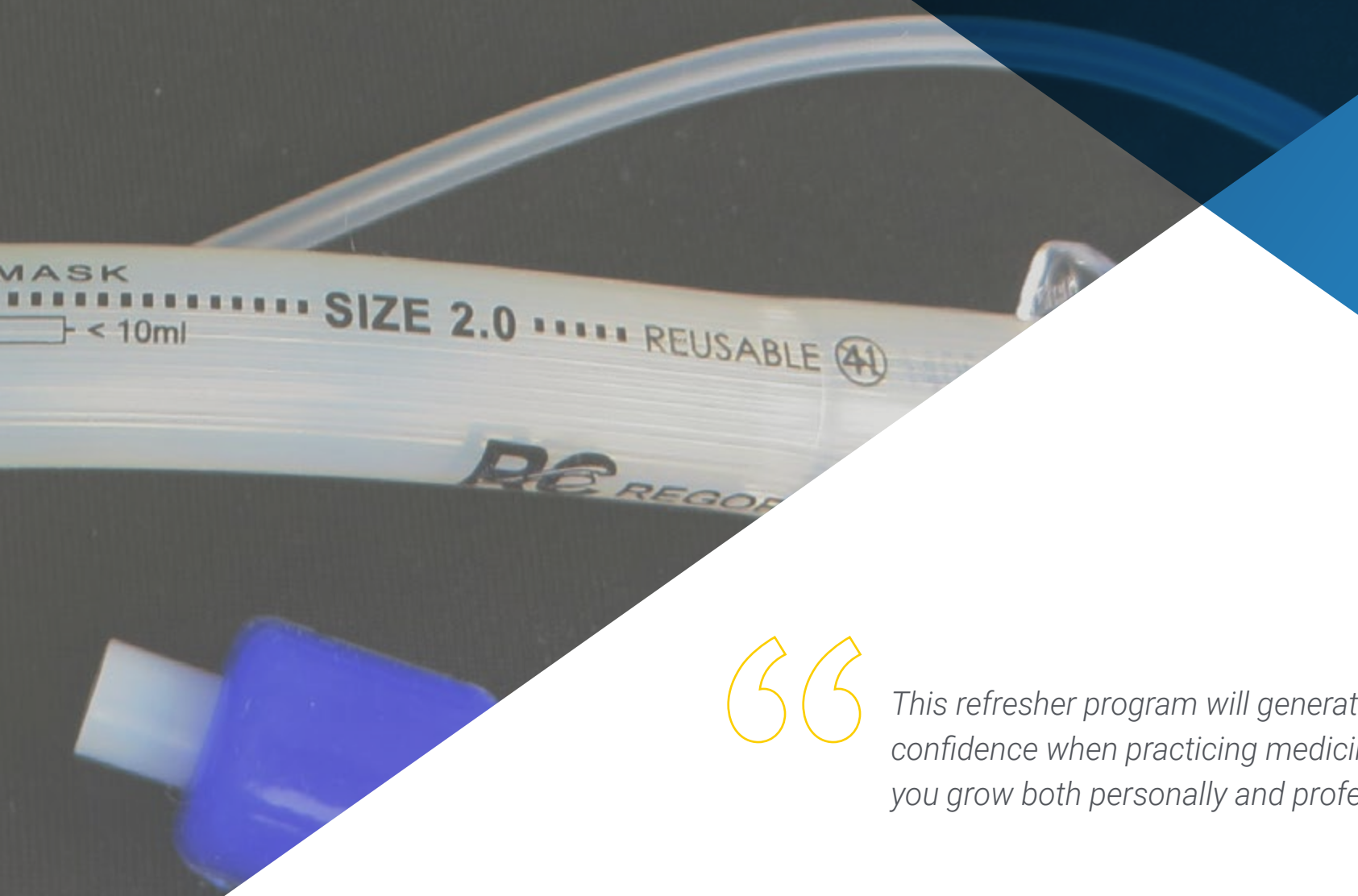
Take the opportunity to learn about the latest advances in Pediatric Cardiopulmonary Resuscitation to improve patient care.



02 Objectives

The main program objective is to develop theoretical and practical learning so that physicians can practically and rigorously master pediatric cardiopulmonary resuscitation.





“

This refresher program will generate a sense of confidence when practicing medicine and will help you grow both personally and professionally”



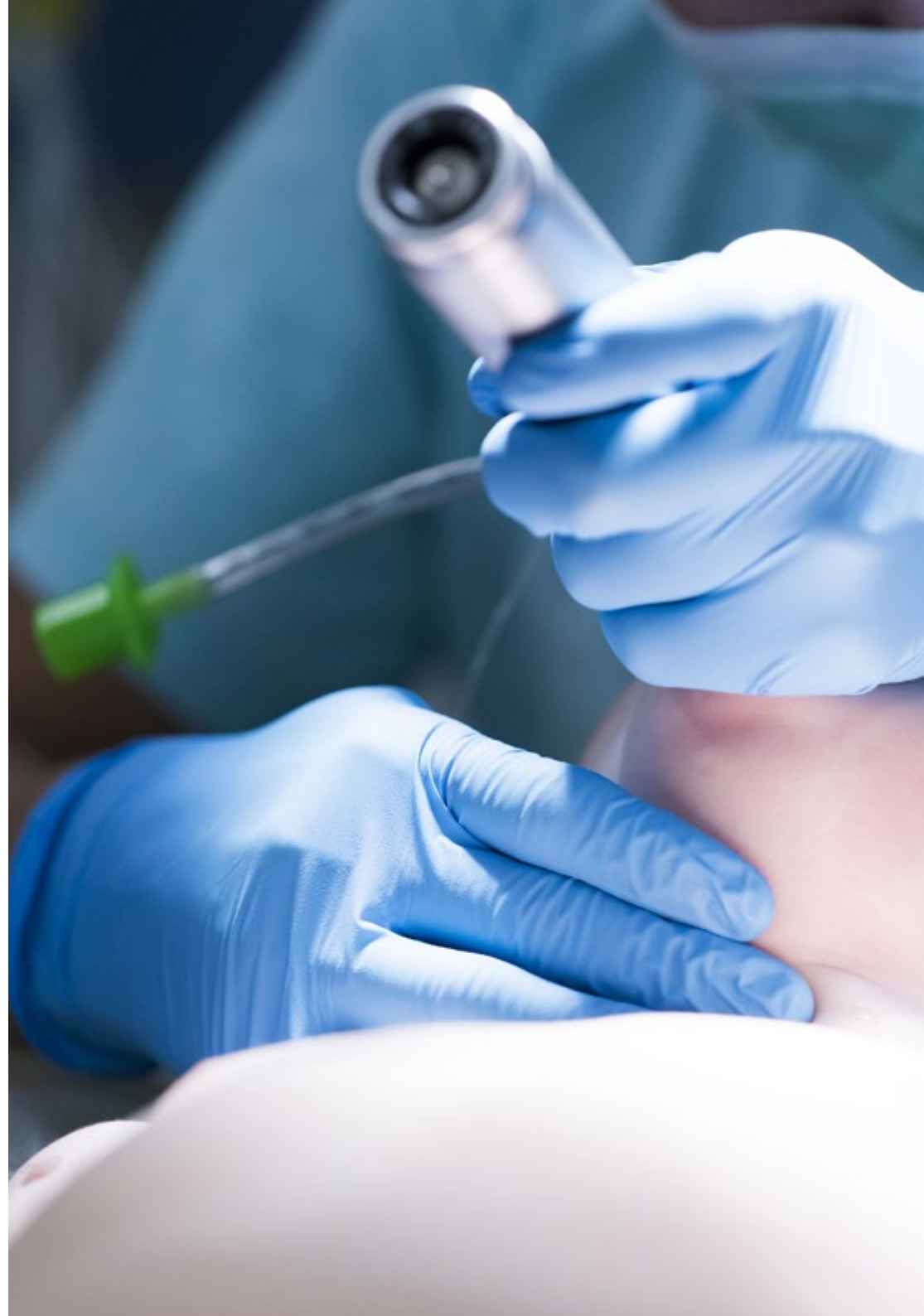
General Objective

- ♦ Update physicians on diagnostic and therapeutic techniques for pediatric patients in life-threatening emergencies, in order to provide medical care based on evidence that will improve the child's prognosis and attention to the family.




Specific Objectives

- ♦ Identify the signs and symptoms of the main apparently lethal syndromes and recognize critically ill children.
- ♦ Update the latest recommendations for the performance of basic and advanced cardiopulmonary resuscitation maneuvers and complete upper airway clearance of a foreign body
- ♦ Review the different routes of drug administration and their indication in each case
- ♦ Establish capnography and pulse oximetry procedures, as well as review indications for oxygen therapy in pediatric patients according to the latest scientific evidence.
- ♦ Identify the main aspects of pediatric airway establishment, rapid intubation sequence, difficult airway and new facilitator devices





*Update your knowledge through
our program in Pediatric
Cardiopulmonary Resuscitation.*



03

Course Management

This program includes highly regarded health professionals in the field of pediatric emergency care in its teaching staff, who bring the experience of their work to this training. Specialists who are members of national and international scientific societies also participate in its design and elaboration.





“

Learn the latest procedure advances in the field of pediatric cardiopulmonary resuscitation from leading professionals”

Management



Dr. Castaño Rivero, Antón

- Specialist in Pediatrics and its Specialized Areas.
- Attending Physician, Pediatric Emergency Department, Cabueñes University Hospital. Gijón
- Accredited in the subspecialty of Pediatric Emergency Medicine by the AEP
- President of the Spanish Society of Paediatric Emergencies
- Master's Degree in Emergencies and Acute Pathology in Pediatrics, Autonomous University from Madrid.
- CPR Instructor and Diploma Director accredited by the Spanish Group of Pediatric and Neonatal CPR



04

Structure and Content

The content structure has been designed by a team of professionals who recognize the implications of training in good medical practice in the pediatric emergency department, are aware of the current relevance of specialization to be able to treat pediatric patients suffering from cardiorespiratory arrest, and are committed to quality teaching through new educational technologies.





“

This Postgraduate Certificate in Pediatric Cardiopulmonary Resuscitation is the most complete and up-to-date scientific program on the market”

Module 1. Health Care Organization for Pediatric Emergencies

- 1.1. Equipment in the Pediatric Emergency Department (PED)
 - 1.1.1. Differential Characteristics of PEDs
 - 1.1.2. Infrastructure, Staffing
 - 1.1.3. Material
- 1.2. Triage in Pediatrics
 - 1.2.1. Definition
 - 1.2.2. Classification Systems
- 1.3. Transport of Critical Pediatric Patients
 - 1.3.1. Out-of-hospital Transfer
 - 1.3.2. Neonatal and Pediatric Transportation



Module 2. Advanced Pediatric and Neonatal Cardiovascular Support

- 2.1. Apparently Lethal Syndromes
 - 2.1.1. Sudden Infant Death
 - 2.1.2. Treatment
 - 2.1.3. Home Monitoring
- 2.2. Recognizing and Responding to Critically Ill Children
 - 2.2.1. Epidemiology, Etiology and Prevention of CRP in Childhood
 - 2.2.2. Pediatric Assessment Triangle (PAT) and its Utility
 - 2.2.3. Pediatric ABCDE Evaluation
- 2.3. Basic Pediatric Cardiopulmonary Resuscitation
- 2.4. Advanced Pediatric Cardiopulmonary Resuscitation Advanced Airway Management.
- 2.5. Basic Concepts of Mechanical Ventilation
- 2.6. Infusion Routes and Drugs.
- 2.7. Pediatric AVS Algorithms and Treatment of Arrhythmias
- 2.8. Neonatal Resuscitation
- 2.9. Post-resuscitation Stabilization and Neonatal Transport



A unique, key, and decisive training experience to boost your professional development"

05

Methodology

This training program provides you with a different way of learning. Our methodology uses a cyclical learning approach: ***Re-learning***.

This teaching system is used in the most prestigious medical schools in the world, and major publications such as the ***New England Journal of Medicine*** have considered it to be one of the most effective.



“

Discover Re-learning, a system that abandons conventional linear learning, to take you through cyclical teaching systems: a way of learning that has proven to be extremely effective, especially in subjects that require memorization”

At TECH we use the Case Method

In a given situation, what would you do? Throughout the program, you will be presented with multiple simulated clinical cases based on real patients, where you will have to investigate, establish hypotheses and, finally, resolve the situation. There is an abundance of scientific evidence on the effectiveness of the method. Specialists learn better, faster, and more sustainably over time.

With TECH you can experience a way of learning that is shaking the foundations of traditional universities around the world.



According to Dr. Gervas, the clinical case is the annotated presentation of a patient, or group of patients, which becomes a "case", an example or model that illustrates some peculiar clinical component, either because of its teaching potential or because of its uniqueness or rarity. It is essential that the case is based on current professional life, trying to recreate the real conditions in professional medical practice.

“

Did you know that this method was developed in 1912 at Harvard for law students? The case method consisted of presenting students with real-life, complex situations for them to make decisions and justify their decisions on how to solve them. In 1924, Harvard adopted it as a standard teaching method”

The effectiveness of the method is justified by four fundamental achievements:

1. Students who follow this method not only grasp concepts, but also develop their mental capacity by evaluating real situations and applying their knowledge.
2. The learning process has a clear focus on practical skills that allow the student to better integrate into the real world.
3. Ideas and concepts are understood more efficiently, given that the example situations are based on real-life.
4. Students like to feel that the effort they put into their studies is worthwhile. This then translates into a greater interest in learning and more time dedicated to working on the course.



Re-learning Methodology

At TECH we enhance the Harvard case method with the best 100% online teaching methodology available: Re-learning.

Our University is the first in the world to combine the study of clinical cases with a 100% online learning system based on repetition, combining a minimum of 8 different elements in each lesson, which represent a real revolution with respect to simply studying and analyzing cases.

The physician will learn through real cases and by solving complex situations in simulated learning environments. These simulations are developed using state-of-the-art software to facilitate immersive learning.



At the forefront of world teaching, the Re-learning method has managed to improve the overall satisfaction levels of professionals who complete their studies, with respect to the quality indicators of the best Spanish-speaking online university (Columbia University).

With this methodology we have trained more than 250,000 physicians with unprecedented success, in all clinical specialties regardless of the surgical load. All this in a highly demanding environment, where the students have a strong socio-economic profile and an average age of 43.5 years.

Re-learning will allow you to learn with less effort and better performance, involving you more in your specialization, developing a critical mindset, defending arguments, and contrasting opinions: a direct equation to success.

In our program, learning is not a linear process, but rather a spiral (we learn, unlearn, forget, and re-learn). Therefore, we combine each of these elements concentrically.

The overall score obtained by our learning system is 8.01, according to the highest international standards.



In this program you will have access to the best educational material, prepared with you in mind:



Study Material

All teaching material is produced by the specialists who teach the course, specifically for the course, so that the teaching content is really specific and precise.

This content is then adapted in an audiovisual format that will create our way of working online, with the latest techniques that allow us to offer you high quality in all of the material that we provide you with.



Latest Techniques and Procedures on Video

We introduce you to the latest techniques, to the latest educational advances, to the forefront of current medical techniques. All this, in first person, with the maximum rigor, explained and detailed for your assimilation and understanding. And best of all, you can watch them as many times as you want.



Interactive Summaries

We present the contents attractively and dynamically in multimedia lessons that include audio, videos, images, diagrams, and concept maps in order to reinforce knowledge.

This unique multimedia content presentation training system was awarded by Microsoft as a "European Success Story".



Additional Reading

Recent articles, consensus documents, international guides. in our virtual library you will have access to everything you need to complete your training.





Expert-Led Case Studies and Case Analysis

Effective learning ought to be contextual. Therefore, we will present you with real case developments in which the expert will guide you through focusing on and solving the different situations: a clear and direct way to achieve the highest degree of understanding.



Testing & Retesting

We periodically evaluate and re-evaluate your knowledge throughout the program, through assessment and self-assessment activities and exercises: so that you can see how you are achieving your goals.



Classes

There is scientific evidence suggesting that observing third-party experts can be useful.

Learning from an expert strengthens knowledge and memory, and generates confidence in our difficult future decisions.



Quick Action Guides

We offer you the most relevant contents of the course in the form of worksheets or quick action guides. A synthetic, practical, and effective way to help you progress in your learning.



06 Certificate

The Postgraduate Certificate in Pediatric Cardiopulmonary Resuscitation guarantees, in addition to the most accurate and updated training, access to a qualification issued by TECH Technological University.



“

Successfully complete this training and receive your university degree without travel or laborious paperwork”

This **Postgraduate Certificate in Pediatric Cardiopulmonary Resuscitation** is the most complete and up-to-date scientific program on the market.

After the student has passed the evaluations, they will receive their corresponding certificate issued by **TECH Technological University via tracked delivery.**

The diploma issued by **TECH Technological University** will reflect the qualification obtained in the Postgraduate, and meets the requirements commonly demanded by labor exchanges, competitive examinations, and professionals from career evaluation committees.

Title: Postgraduate Certificate in Pediatric Cardiopulmonary Resuscitation

Number of Hours: 200



*Apostille Convention. In the event that the student wishes to have their paper diploma issued with an apostille, TECH EDUCATION will make the necessary arrangements to obtain it, at an additional cost.

future
health confidence people
education information tutors
guarantee accreditation teaching
institutions technology learning
community commitment
personalized service innovation
knowledge present
development language
virtual classroom



Postgraduate Certificate Pediatric Cardiopulmonary Resuscitation

- » Modality: online
- » Duration: 6 weeks
- » Certificate: TECH Technological University
- » Dedication: 16h/week
- » Schedule: at your own pace
- » Exams: online

Postgraduate Certificate

Pediatric Cardiopulmonary Resuscitation

