

Postgraduate Certificate

Palpebral, Tear Duct and Orbital Tumors





Postgraduate Certificate Palpebral, Tear Duct and Orbital Tumors

- » Modality: online
- » Duration: 6 weeks
- » Certificate: TECH Technological University
- » Schedule: at your own pace
- » Exams: online

Website: www.techtute.com/us/medicine/postgraduate-certificate/palpebral-tear-duct-orbital-tumors

Index

01

Introduction

p. 4

02

Objectives

p. 8

03

Course Management

p. 12

04

Structure and Content

p. 16

05

Methodology

p. 20

06

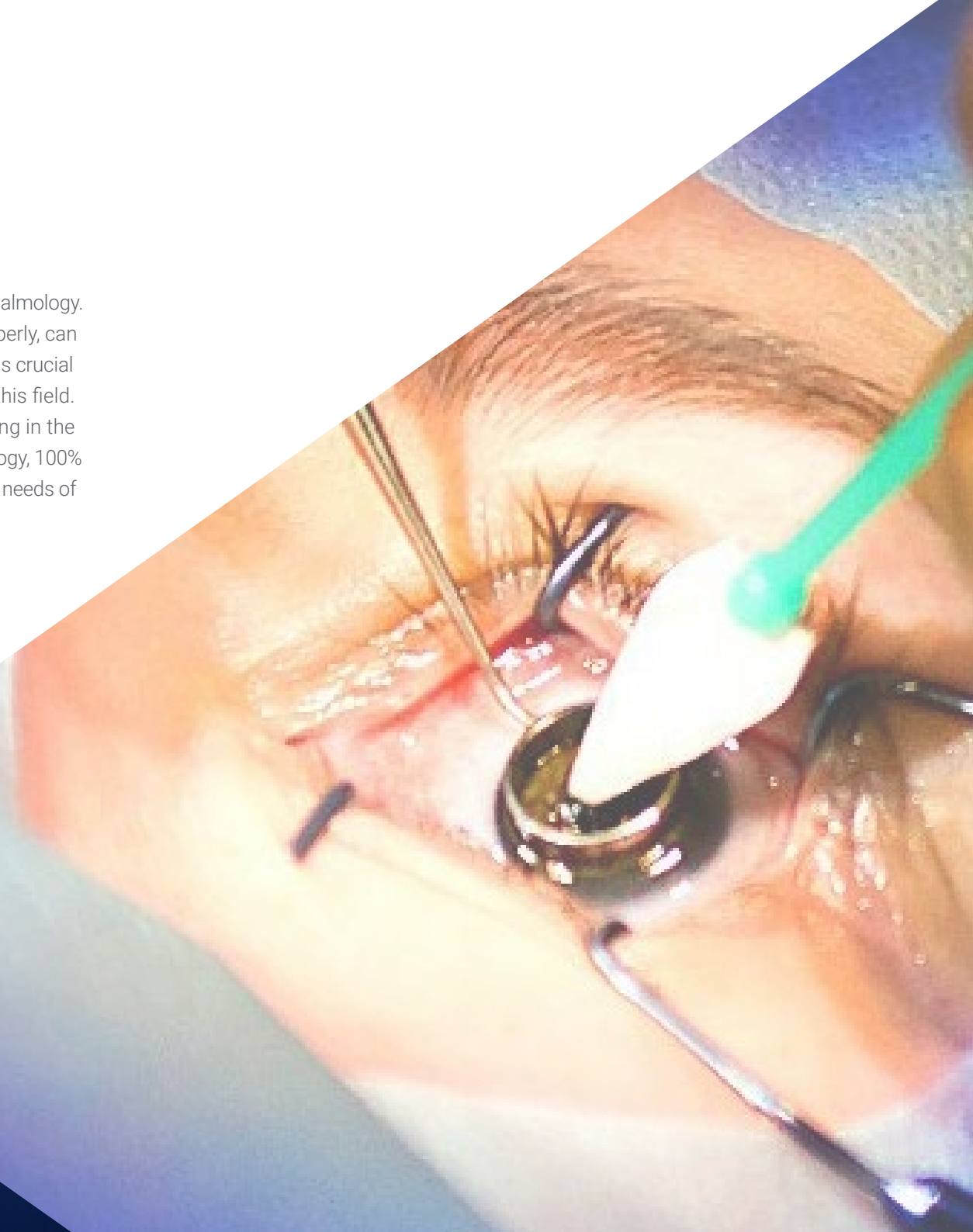
Certificate

p. 28

01

Introduction

Palpebral, tear duct and orbital tumors are an important health problem in ophthalmology. These tumors can be benign or malignant, and if not detected and treated properly, can have serious consequences for vision and overall eye health. For this reason, it is crucial that healthcare professionals have up-to-date and specialized knowledge in this field. In this context, TECH has designed and offers a complete and updated training in the diagnosis and treatment of these tumors, with an innovative teaching methodology, 100% online and with the flexibility of organizing academic resources according to the needs of each student within its virtual platform.





“

You will learn everything you need to know about the classification, epidemiology, clinicopathological characteristics, medical and surgical treatment, complications and medical-surgical management of Palpebral, Tear Duct and Orbital Tumors thanks to this program"

Palpebral, tear duct and orbital tumors are a common pathology in ophthalmologic practice, requiring a multidisciplinary approach for diagnosis and treatment. These tumors can occur in any age and gender, and their classification, epidemiology and clinicopathologic features can vary widely. Despite its prevalence, this pathology can be difficult to diagnose and treat, which can lead to serious consequences for the patient's ocular and general health. For this reason, it is important to have a team of professionals trained in the management of this pathology, and to have training programs that allow updating and improving knowledge in this area.

In this sense, TECH has designed a program that addresses in detail the diagnosis and treatment of these tumors, from their classification and clinicopathological characteristics, to the medical-surgical management and the possible complications that may arise. In addition, the program also offers relevant information on neoplasm-simulating lesions, both in palpebral and orbital tumors.

This Postgraduate Certificate offers an innovative learning methodology, based on Relearning, which will allow students to learn autonomously and adapted to their needs. The training will be delivered 100% online, which offers the flexibility to organize the academic resources at the student's convenience. In summary, the Postgraduate Certificate in Palpebral, Tear duct and Orbital Tumors is an essential qualification for health professionals who wish to specialize in this field, and who are looking for updated and quality knowledge.

This **Postgraduate Certificate in Palpebral, Tear Duct and Orbital Tumors** contains the most complete and up-to-date scientific program on the market. The most important features include:

- ◆ The development of practical cases presented by experts in medicine, focusing in Palpebral, Tear Duct and Orbital Tumors
- ◆ Graphic, schematic, and practical contents with which they are created, provide scientific and practical information on the disciplines that are essential for professional practice
- ◆ Practical exercises where self-assessment can be used to improve learning
- ◆ Its special emphasis on innovative methodologies
- ◆ Theoretical lessons, questions to the expert, debate forums on controversial topics, and individual reflection assignments
- ◆ Content that is accessible from any fixed or portable device with an Internet connection



Discover the versatility of online learning and access a variety of multimedia resources to effectively learn about Palpebral, Tear Duct and Orbital Tumors"

“

This Postgraduate Certificate will provide you with highly valued skills and knowledge in the field of ophthalmic medicine, giving you access to a wide range of career opportunities"

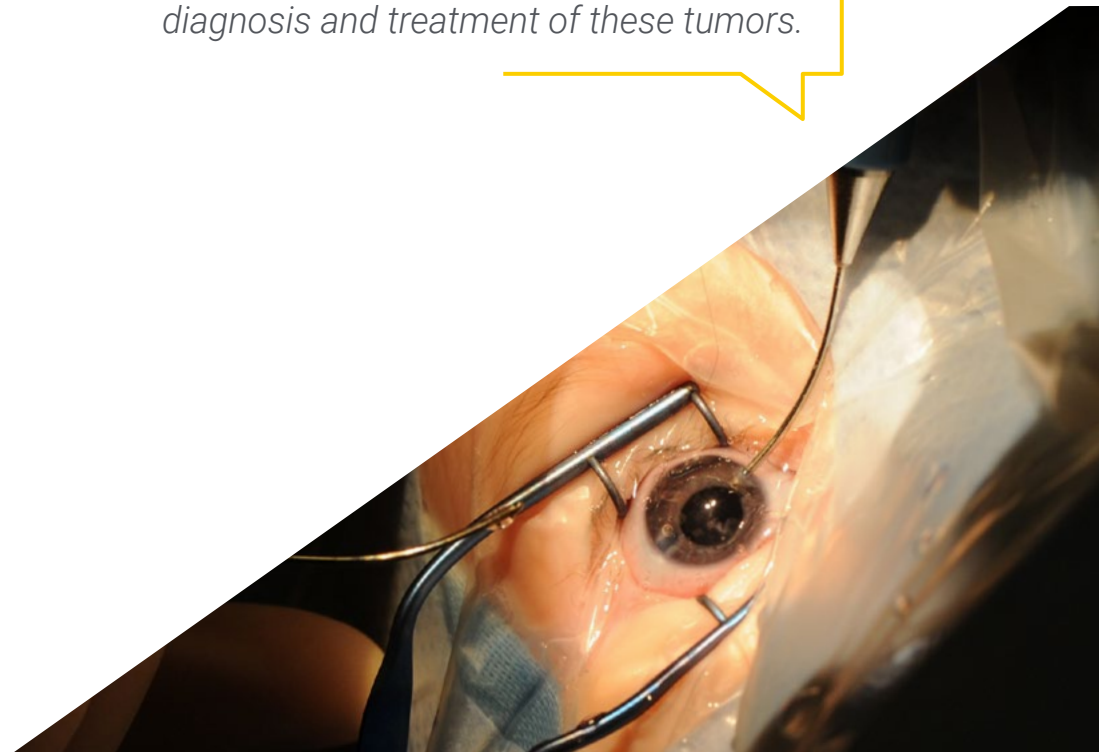
The program's teaching staff includes professionals from the sector who contribute their work experience to this training program, as well as renowned specialists from leading societies and prestigious universities.

Its multimedia content, developed with the latest educational technology, will provide the professionals with situated and contextual learning, i.e., a simulated environment that will provide an immersive education programmed to learn in real situations.

The design of this program focuses on Problem-Based Learning, by means of which the professionals must try to solve the different professional practice situations that are presented throughout the academic course. For this purpose, the students will be assisted by an innovative interactive video system created by renowned experts.

With the Postgraduate Certificate in Palpebral, Tear duct and Orbital Tumors, you will obtain a complete and updated training in this specialty, thanks to highly qualified teachers.

You will have access to state-of-the-art multimedia resources that will allow you to acquire theoretical and practical skills for the diagnosis and treatment of these tumors.



02 Objectives

The design proposed by TECH for the development of the Postgraduate Certificate on Palpebral, Tear duct and Orbital Tumors is to provide updated knowledge on the tumor pathology affecting these areas, offering a detailed description of the different types of tumors and their classification. In addition, it seeks to delve into the medical and surgical treatment options available to address each type of tumor, including possible associated complications and prognosis for the patient. This program also addresses the identification of neoplasm-simulating lesions, allowing an accurate differential diagnosis and proper management of these lesions.





“

The objective of TECH is you, that is why it provides you with all the necessary knowledge for the diagnosis and effective treatment of Palpebral, Tear Duct and Orbital Tumors"



General Objectives

- ◆ Update knowledge on the different tumors that can affect the eye and its appendages
- ◆ Delve into the diagnostic-therapeutic approach of ocular neoplasms
- ◆ Delve into the main common characteristics of ocular neoplasms
- ◆ Delve into the different tumor lesions that can affect the eyelids, the lacrimal drainage pathway and the orbit
- ◆ Investigate the different types of tumors that can be located on the ocular surface, cornea and conjunctiva
- ◆ Delve into the most recent research in Oncological Ophthalmology





Specific Objectives

- ◆ Provide updated descriptive information on tumor pathology affecting the eyelids, lacrimal drainage duct and orbit, including differential diagnosis with neoplastic simulating lesions
- ◆ Delve into the different medical-surgical management options for eyelid, lacrimal drainage duct and orbital tumors, including prognosis and possible associated complications

“

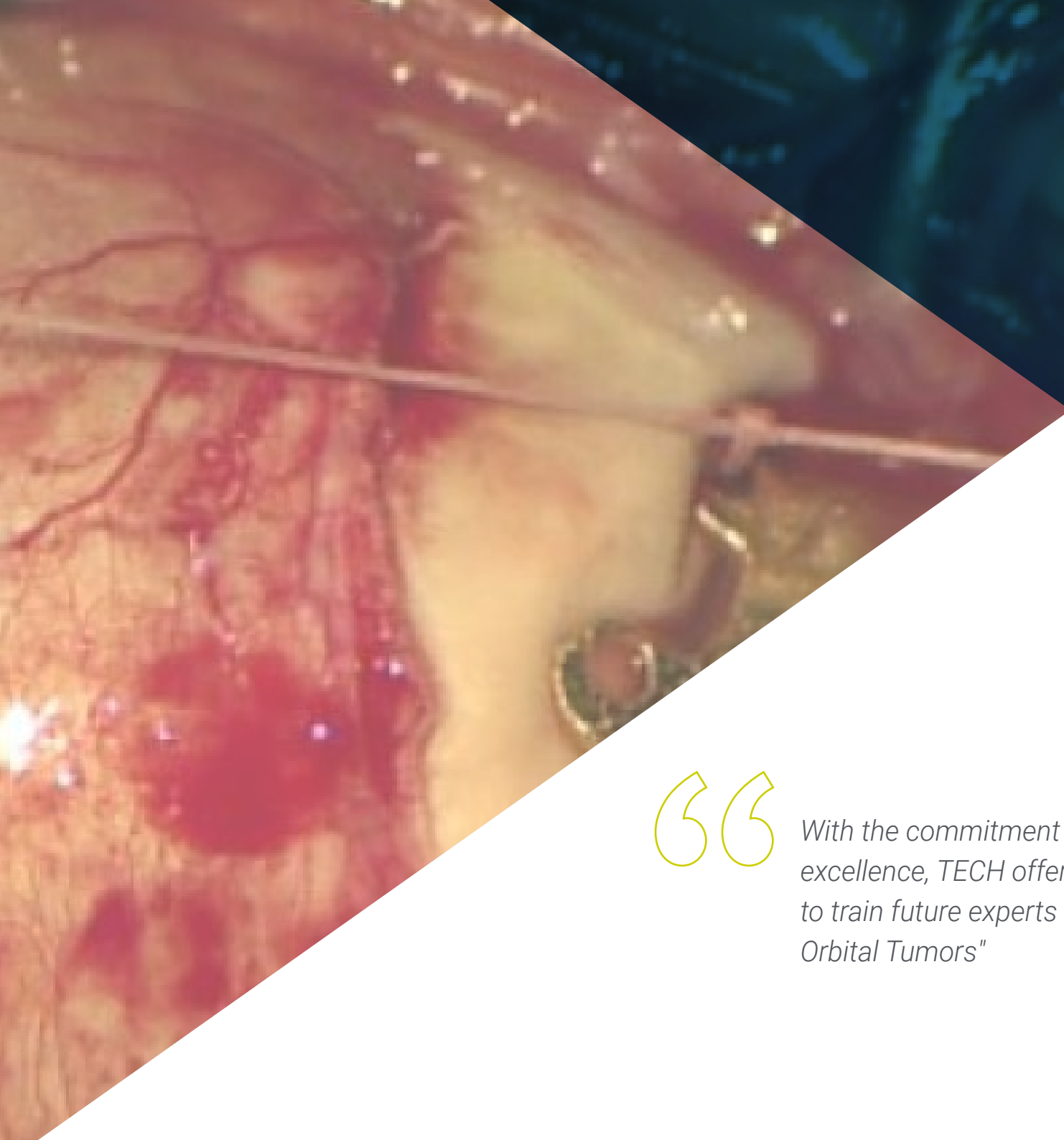
In this program you will cover topics such as orbital lesions simulating neoplasms and the medical-surgical management of orbital tumors, including medical and surgical treatment and possible associated complications”

03

Course Management

At TECH, the management of the Postgraduate Certificate on Palpebral, Tear Duct and Orbital Tumors is proud to have the best professionals in the field. The teaching team is composed of experts of recognized prestige and extensive experience in the area of ophthalmology, who have solid knowledge in the diagnosis and treatment of pathologies related to the ocular orbit and the lacrimal pathway. Students will enjoy a comprehensive training, ranging from theory to practice, which will allow them to develop skills and competencies necessary for professional success in this field.





“

With the commitment to offer quality education and excellence, TECH offers this Postgraduate Certificate to train future experts in Palpebral, Tear Duct and Orbital Tumors"

Management



Dr. Garrido Hermosilla, Antonio Manuel

- ◆ Medical Specialist in Ophthalmology
- ◆ Specialist in the Ophthalmology Service of the Virgen Macarena University Hospital
- ◆ Specialist in Oculoplasty-Orbit and Ocular Oncology Units
- ◆ Specialist in National Reference Units (CSUR) for Adult and Childhood Intraocular Tumors
- ◆ Co-coordinator of Andalusian Reference Units (UPRA) for the Integral Management of the Anophthalmic Cavity and for Graves' Orbitopathy
- ◆ Tutor for Ophthalmology Interns



Dr. Relimpio López, María Isabel

- ◆ Coordinator of the Adult Intraocular Tumors Unit at the CSUR of the Hospital Virgen Macarena
- ◆ Specialist Area Physician (FEA) in the Ophthalmology Service at the University Hospital Virgen Macarena (HUVVM)
- ◆ Specialist in the Retina and Ocular Oncology Units of the HUVVM
- ◆ Coordinator of the National Reference Unit (CSUR) for Adult Intraocular Tumors
- ◆ Specialist in the National Reference Unit (CSUR) for Childhood Intraocular Tumors
- ◆ Ophthalmologist in the European Network ERN-PaedCan for Retinoblastoma
- ◆ PhD in Medicine, University of Seville
- ◆ Clinical Tutor of Ophthalmology, Medical Degree, University of Seville



Professors

Dr. Díaz Ruiz, María Concepción

- ◆ Medical Specialist in Ophthalmology
- ◆ Specialist in the Ophthalmology Service of the Virgen Macarena University Hospital (HUVH), in the Oculoplasty-Orbit and Ocular Oncology Units, and in the National Reference Unit (CSUR) for Adult and Childhood Intraocular Tumors
- ◆ Member of the European Network ERN-PaedCan for Retinoblastoma
- ◆ Co-coordinator of Andalusian Reference Unit (UPRA) for the Integral Management of the Anophthalmic Cavity and the Andalusian Reference Unit (UPRA) for Graves' Orbitopathy
- ◆ Ophthalmology Clinical Tutor

Dr. Ángel Morilla, Francisco

- ◆ Medical Specialist in Clinical Ophthalmology
- ◆ Specialist in the Ophthalmology Department of the Virgen Macarena University Hospital (HUVH) in the Oculoplasty-Orbit Unit
- ◆ Ophthalmology Clinical Tutor
- ◆ Postgraduate Diploma in Ophthalmic Surgery by CEU Cardenal Herrera University
- ◆ Postgraduate Diploma in Diagnosis and treatment of ophthalmologic pathology at CEU Cardenal Herrera University
- ◆ Postgraduate Diploma in Glaucoma and Ophthalmopediatrics, CEU Cardenal Herrera University
- ◆ Postgraduate Diploma in Retina and uveitis, CEU Cardenal Herrera University

04

Structure and Content

The Postgraduate Certificate on Palpebral, Tear duct and Orbital Tumors offers a complete syllabus that addresses in an updated manner the pathology of tumors affecting the eyelids, the tear drainage duct and the orbit. With a 100% online methodology and a pedagogy based on Relearning, students will have the flexibility to organize the academic resources according to their needs. During the program, students will learn about the classification, epidemiology and clinicopathological characteristics of benign, premalignant and malignant palpebral tumors, as well as palpebral lesions simulating neoplasia. In addition, the medical-surgical management of palpebral tumors, tumors of the lacrimal drainage system, tumors of the lacrimal drainage system, benign and malignant orbital tumors.

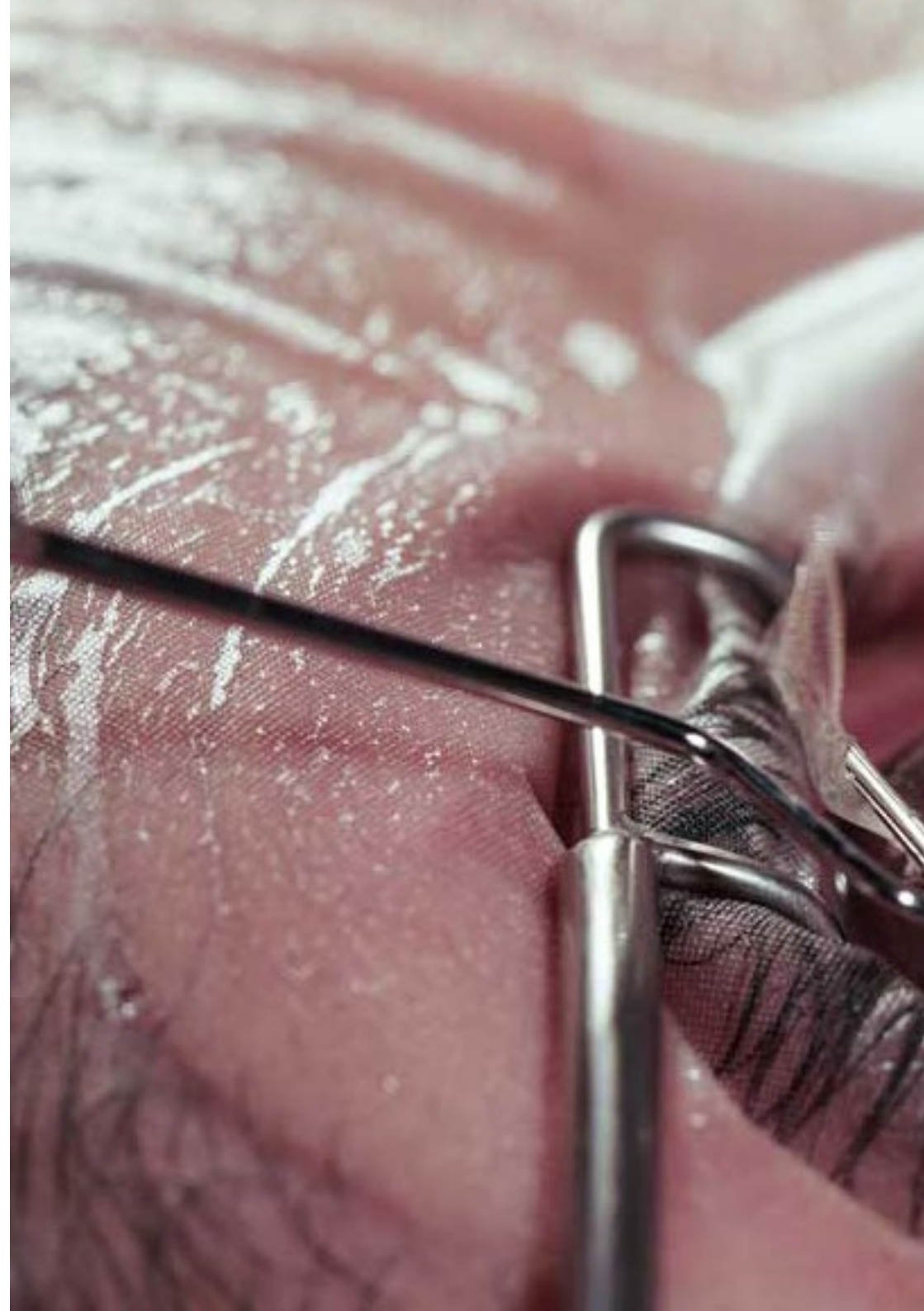


“

Are you looking for a specialization in ophthalmology that will allow you to excel in the medical field? This program in Palpebral, Tear Duct and Orbital Tumors will provide you with the knowledge you need to do so”

Module 1. Palpebral, Tear Duct and Orbital Tumors

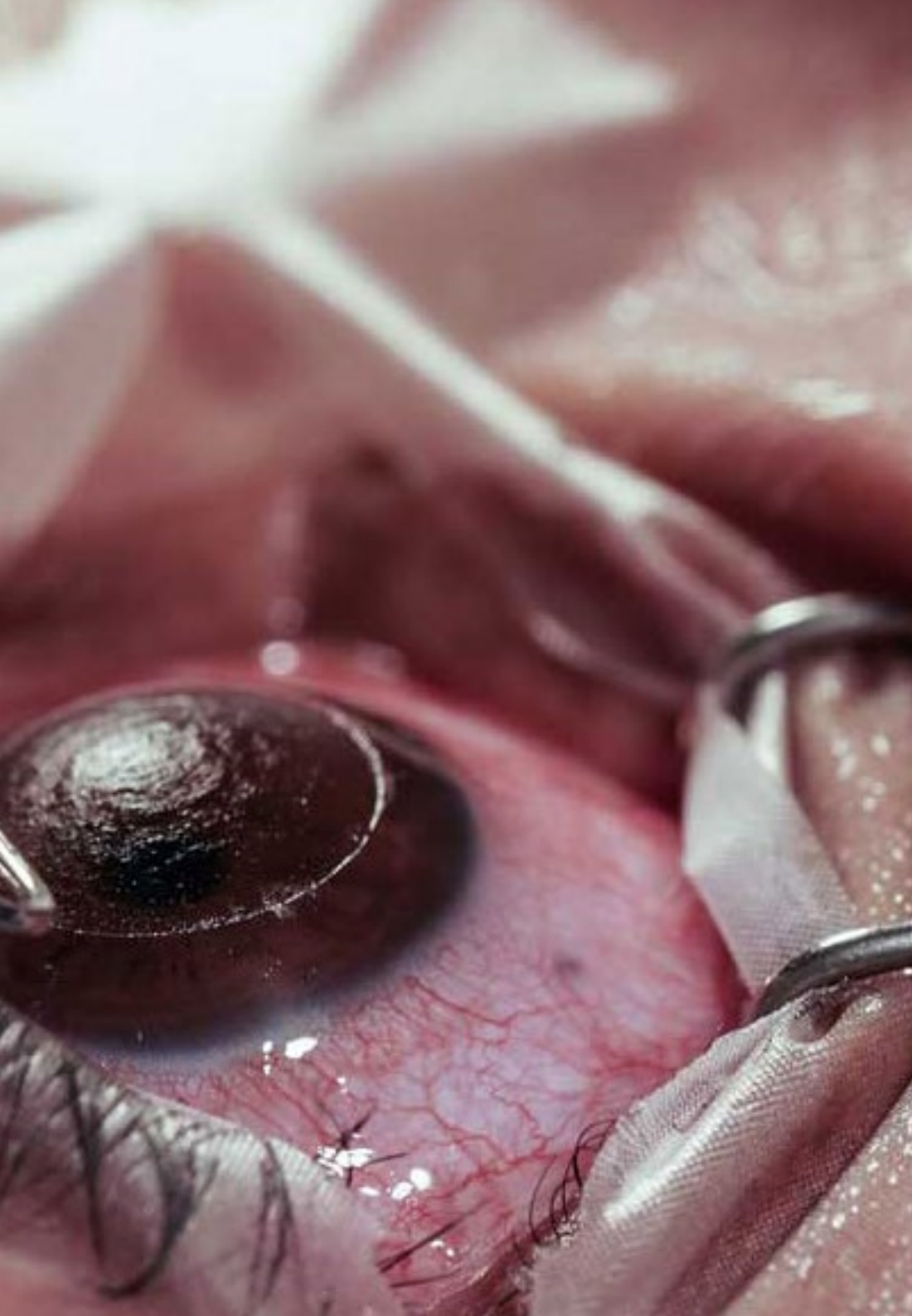
- 1.1. Benign Palpebral Tumors
 - 1.1.1. Classification
 - 1.1.2. Epidemiology
 - 1.1.3. Clinicopathological Characteristics
- 1.2. Premalignant Palpebral Tumors
 - 1.2.1. Classification
 - 1.2.2. Epidemiology
 - 1.2.3. Clinicopathological Characteristics
- 1.3. Malign Palpebral Tumors
 - 1.3.1. Classification
 - 1.3.2. Epidemiology
 - 1.3.3. Clinicopathological Characteristics
- 1.4. Palpebral Lesions Simulating Neoplasia
 - 1.4.1. Classification
 - 1.4.2. Epidemiology
 - 1.4.3. Clinicopathological Characteristics
- 1.5. Medical-surgical Management of Palpebral Tumors
 - 1.5.1. Medical Treatment
 - 1.5.2. Surgical treatment
 - 1.5.3. Complications



- 1.6. Tear Drainage System Tumors
 - 1.6.1. Benign Tumors
 - 1.6.2. Malignant Tumors
 - 1.6.3. Medical- Surgical Management
- 1.7. Benign Orbital Tumors
 - 1.7.1. Classification
 - 1.7.2. Epidemiology
 - 1.7.3. Clinicopathological Characteristics
- 1.8. Malign Orbital Tumors
 - 1.8.1. Classification
 - 1.8.2. Epidemiology
 - 1.8.3. Clinicopathological Characteristics
- 1.9. Orbital Lesions Simulating Neoplasia
 - 1.9.1. Classification
 - 1.9.2. Epidemiology
 - 1.9.3. Clinicopathological Characteristics
- 1.10. Medical-surgical Management of orbital Tumors
 - 1.10.1. Medical Treatment
 - 1.10.2. Surgical treatment
 - 1.10.3. Complications



Become an expert in Palpebral, Tear Duct and Orbital Tumors! Discover everything you need to know about this pathology with the best teachers in the field"



05

Methodology

This academic program offers students a different way of learning. Our methodology uses a cyclical learning approach: **Relearning**.

This teaching system is used, for example, in the most prestigious medical schools in the world, and major publications such as the **New England Journal of Medicine** have considered it to be one of the most effective.



“

Discover Relearning, a system that abandons conventional linear learning, to take you through cyclical teaching systems: a way of learning that has proven to be extremely effective, especially in subjects that require memorization"

At TECH we use the Case Method

What should a professional do in a given situation? Throughout the program, students will face multiple simulated clinical cases, based on real patients, in which they will have to do research, establish hypotheses, and ultimately resolve the situation. There is an abundance of scientific evidence on the effectiveness of the method. Specialists learn better, faster, and more sustainably over time.

With TECH you will experience a way of learning that is shaking the foundations of traditional universities around the world.



According to Dr. Gérvas, the clinical case is the annotated presentation of a patient, or group of patients, which becomes a "case", an example or model that illustrates some peculiar clinical component, either because of its teaching power or because of its uniqueness or rarity. It is essential that the case is based on current professional life, trying to recreate the real conditions in the physician's professional practice.

“

Did you know that this method was developed in 1912, at Harvard, for law students? The case method consisted of presenting students with real-life, complex situations for them to make decisions and justify their decisions on how to solve them. In 1924, Harvard adopted it as a standard teaching method”

The effectiveness of the method is justified by four fundamental achievements:

1. Students who follow this method not only achieve the assimilation of concepts, but also a development of their mental capacity, through exercises that evaluate real situations and the application of knowledge.
2. Learning is solidly translated into practical skills that allow the student to better integrate into the real world.
3. Ideas and concepts are understood more efficiently, given that the example situations are based on real-life.
4. Students like to feel that the effort they put into their studies is worthwhile. This then translates into a greater interest in learning and more time dedicated to working on the course.



Relearning Methodology

At TECH we enhance the case method with the best 100% online teaching methodology available: Relearning.

This university is the first in the world to combine the study of clinical cases with a 100% online learning system based on repetition, combining a minimum of 8 different elements in each lesson, a real revolution with respect to the mere study and analysis of cases.

Professionals will learn through real cases and by resolving complex situations in simulated learning environments. These simulations are developed using state-of-the-art software to facilitate immersive learning.



At the forefront of world teaching, the Relearning method has managed to improve the overall satisfaction levels of professionals who complete their studies, with respect to the quality indicators of the best online university (Columbia University).

With this methodology, more than 250,000 physicians have been trained with unprecedented success in all clinical specialties regardless of surgical load. Our pedagogical methodology is developed in a highly competitive environment, with a university student body with a strong socioeconomic profile and an average age of 43.5 years old.

Relearning will allow you to learn with less effort and better performance, involving you more in your specialization, developing a critical mindset, defending arguments, and contrasting opinions: a direct equation to success.

In our program, learning is not a linear process, but rather a spiral (learn, unlearn, forget, and re-learn). Therefore, we combine each of these elements concentrically.

The overall score obtained by TECH's learning system is 8.01, according to the highest international standards.



This program offers the best educational material, prepared with professionals in mind:



Study Material

All teaching material is produced by the specialists who teach the course, specifically for the course, so that the teaching content is highly specific and precise.

These contents are then applied to the audiovisual format, to create the TECH online working method. All this, with the latest techniques that offer high quality pieces in each and every one of the materials that are made available to the student.



Surgical Techniques and Procedures on Video

TECH introduces students to the latest techniques, the latest educational advances and to the forefront of current medical techniques. All of this in direct contact with students and explained in detail so as to aid their assimilation and understanding. And best of all, you can watch the videos as many times as you like.



Interactive Summaries

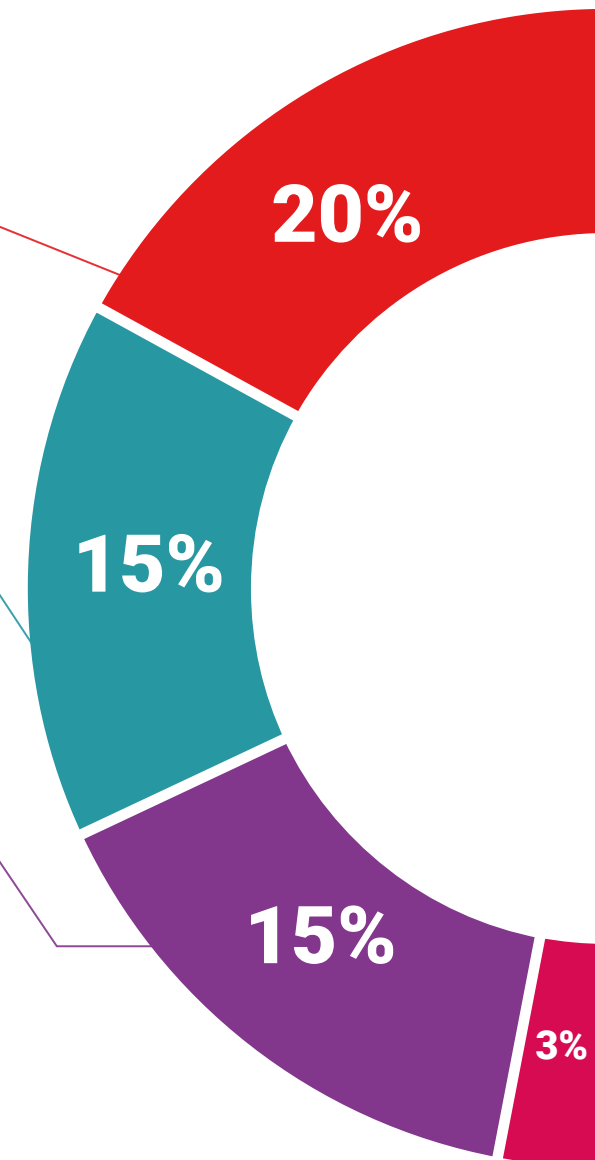
The TECH team presents the contents attractively and dynamically in multimedia lessons that include audio, videos, images, diagrams, and concept maps in order to reinforce knowledge.

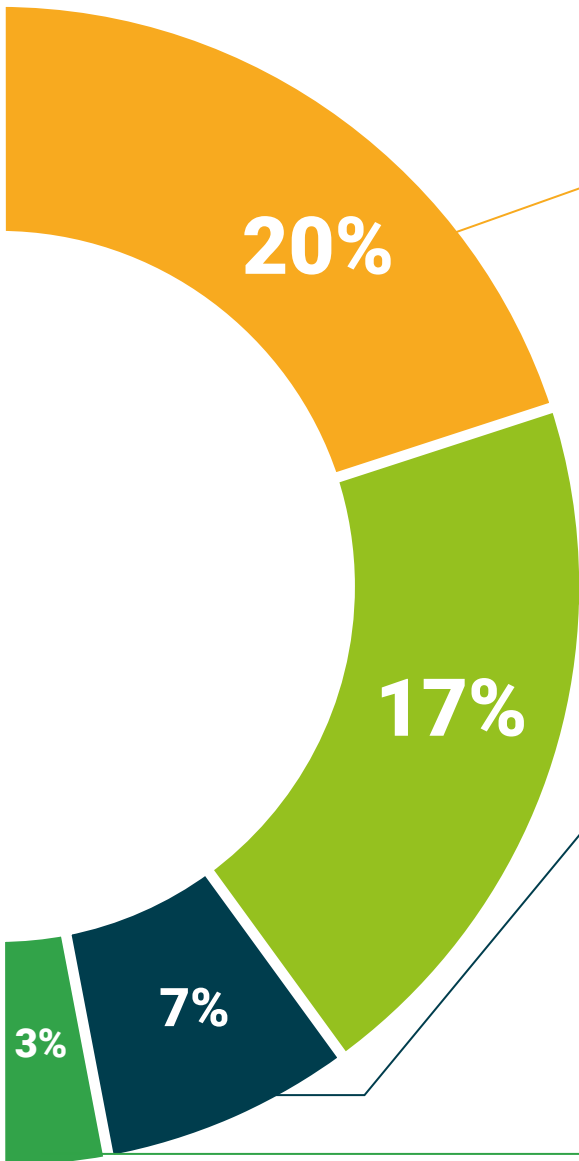
This exclusive educational system for presenting multimedia content was awarded by Microsoft as a "European Success Story".



Additional Reading

Recent articles, consensus documents and international guidelines, among others. In TECH's virtual library, students will have access to everything they need to complete their course.





Expert-Led Case Studies and Case Analysis

Effective learning ought to be contextual. Therefore, TECH presents real cases in which the expert will guide students, focusing on and solving the different situations: a clear and direct way to achieve the highest degree of understanding.



Testing & Retesting

We periodically evaluate and re-evaluate students' knowledge throughout the program, through assessment and self-assessment activities and exercises, so that they can see how they are achieving their goals.



Classes

There is scientific evidence on the usefulness of learning by observing experts. The system known as Learning from an Expert strengthens knowledge and memory, and generates confidence in future difficult decisions.



Quick Action Guides

TECH offers the most relevant contents of the course in the form of worksheets or quick action guides. A synthetic, practical, and effective way to help students progress in their learning.



06 Certificate

The Postgraduate Certificate in Palpebral, Tear Duct and Orbital Tumors guarantees students, in addition to the most rigorous and up-to-date education, access to a Postgraduate Certificate issued by TECH Technological University.



“

Successfully complete this program and receive your university qualification without having to travel or fill out laborious paperwork"

This **Postgraduate Certificate in Palpebral, Tear Duct and Orbital Tumors** contains the most complete and up-to-date program on the market.

After the student has passed the assessments, they will receive their corresponding **Postgraduate Certificate** issued by **TECH Technological University** via tracked delivery*.

The diploma issued by **TECH Technological University** will reflect the qualification obtained in the Postgraduate Certificate, and meets the requirements commonly demanded by labor exchanges, competitive examinations, and professional career evaluation committees.

Title: **Postgraduate Certificate in Palpebral, Tear Duct and Orbital Tumors**

Official N° of Hours: **150h**.



*Apostille Convention. In the event that the student wishes to have their paper diploma issued with an apostille, TECH EDUCATION will make the necessary arrangements to obtain it, at an additional cost.

future
health confidence people
education information tutors
guarantee accreditation teaching
institutions technology learning
community commitment
personalized service innovation
knowledge present
development language
virtual classroom

tech technological
university

Postgraduate Certificate

Palpebral, Tear Duct
and Orbital Tumors

- » Modality: online
- » Duration: 6 weeks
- » Certificate: TECH Technological University
- » Schedule: at your own pace
- » Exams: online

Postgraduate Certificate

Palpebral, Tear Duct and Orbital Tumors