

Postgraduate Certificate

Palpebral and Orbital Trauma - Orbital Exploration





Postgraduate Certificate Palpebral and Orbital Trauma - Orbital Exploration

- » Modality: online
- » Duration: 6 weeks
- » Certificate: TECH Technological University
- » Dedication: 16h/week
- » Schedule: at your own pace
- » Exams: online

Website: www.techtitute.com/in/medicine/postgraduate-certificate/palpebral-orbital-trauma-orbital-exploration

Index

01

Introduction

p. 4

02

Objectives

p. 8

03

Course Management

p. 12

04

Structure and Content

p. 16

05

Methodology

p. 20

06

Certificate

p. 28

01

Introduction

For anyone interested in Ophthalmology, and especially in Oculoplastic Surgery, it is necessary to keep up to date. In the specific case of Palpebral and Orbital Trauma, this work is even more necessary, since these are problems that require quick management and imminent action. For this reason, the most current scientific advances in the area have been compiled in this program, accompanied by the most effective contextualization through clinical cases and real practical examples in the area. All this with a 100% online methodology adaptable to all types of rhythms and demands, both professional and personal, as the specialist is not limited by pre-set schedules or face-to-face classes of any kind.





“

Thanks to this Postgraduate Certificate in Palpebral and Orbital Trauma you will be able to deepen in an adequate way in a sub-area of Oculoplastic Surgery supported by the best academic materials"

The area of Oculoplastic Surgery is becoming more and more precise in the correction of problems caused by injuries or pathologies in the periocular facial structures. The techniques of revision and treatment in this area are as varied as the problems that a patient may present in the eye and its adjoining structures. Oculoplastic surgery represents, therefore, a very broad front in the advancement of medicine and its approaches and particularities have to be addressed in an isolated and detailed manner. To fulfill this purpose, TECH offers, among others, the Postgraduate Certificate in Palpebral and Orbital Trauma. Orbital Exploration, with which the specialist will be able to incorporate the latest developments in this field into his daily practice.

This is a program focused on the care of patients who present different injuries and fractures in the eyelids and the structures that make up the orbit (floor, medial, lateral and superior). One of the most important issues of this program is, as its name indicates, the orbital exploration; the student will deepen in the latest developments referred to the complete exploration of the trauma patient. From there the different ways of approaching the trauma in question, from surgical techniques to the management of complex fractures of the orbit.

This Postgraduate Certificate will be taught 100% online. The specialist will be able to take advantage of all the virtual tools that TECH makes available: virtual classes, dynamic material, audiovisual content, scientific articles, etcetera. This program has a total content of 150 hours distributed over 6 weeks, with a dynamism and efficiency given by a refined and perfected pedagogical methodology.

This **Postgraduate Certificate in Palpebral and Orbital Trauma - Orbital Exploration** contains the most complete and up-to-date scientific program on the market. The most important features include:

- ◆ The development of case studies presented by Ophthalmology experts.
- ◆ The graphic, schematic, and practical contents with which they are created, provide scientific and practical information on the disciplines that are essential for professional practice.
- ◆ Practical exercises where self-assessment can be used to improve learning
- ◆ Its special emphasis on innovative methodologies
- ◆ Theoretical lessons, questions to the expert, debate forums on controversial topics, and individual reflection assignments
- ◆ Content that is accessible from any fixed or portable device with an Internet connection



Update yourself with the best ophthalmologists and continue your constant updating work with interactive, audiovisual and very useful didactic material, even once the program is finished"

“

Orbital floor fractures are one of the complex fractures that can occur in the orbital cavity. Learn all the details and examine the most rigorous scientific evidence on the subject in this program"

The program's teaching staff includes professionals from the sector who contribute their work experience to this educational program, as well as renowned specialists from leading societies and prestigious universities.

Its multimedia content, developed with the latest educational technology, will provide the professional with situated and contextual learning, i.e., a simulated environment that will provide an immersive education programmed to learn in real situations.

The design of this program focuses on problem-based learning, through which the professional must try to solve the different professional practice situations that arise during the academic year. For this purpose, the student will be assisted by an innovative interactive video system created by renowned experts.

Delve into this subarea of oculoplastic surgery and expand your knowledge in ophthalmology.

Get up to date in a new and efficient way. Study this program 100% online with TECH.



02 Objectives

This program is designed with very specific academic and technical objectives. TECH seeks for the student to acquire the most advanced techniques in the treatment of Palpebral and Orbital Trauma in the most efficient and complete way. The large amount of virtual content to which the student will have access, combined with the meticulous structure of the program and the excellent teaching staff, will ensure that the academic objectives of this six-week Postgraduate Certificate are met in an excellent manner.





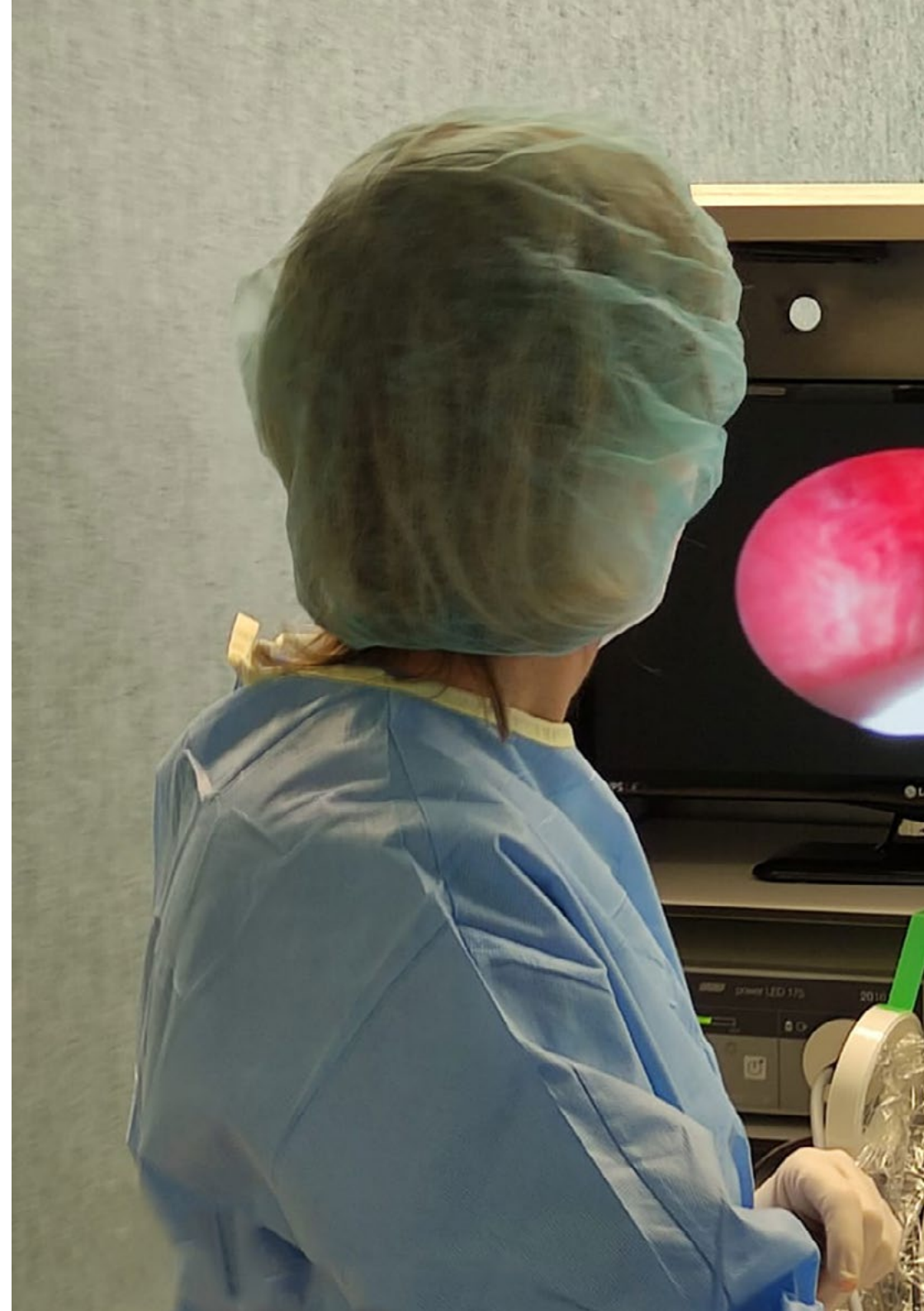
“

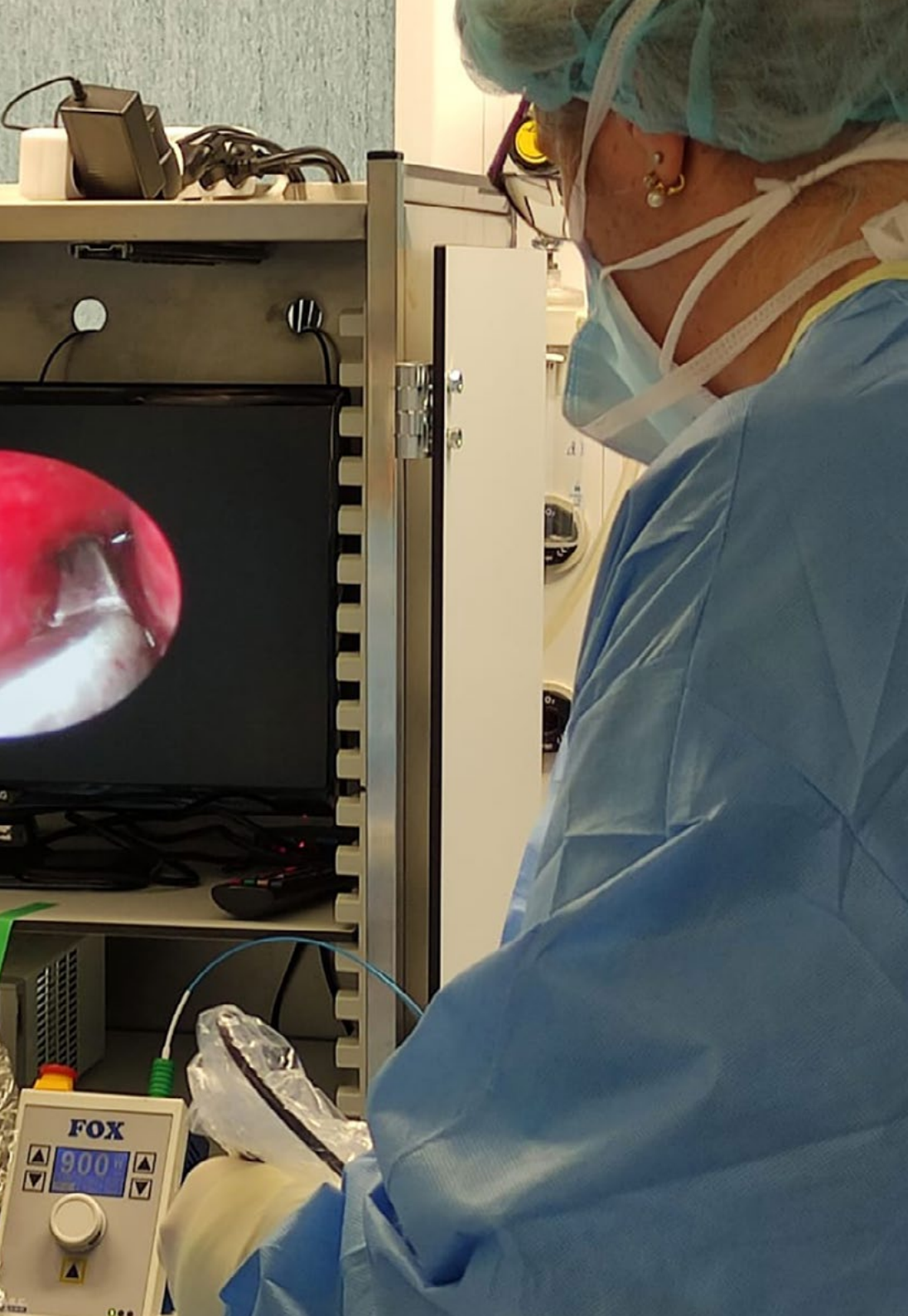
Get all the resources you need to successfully complete this Postgraduate Certificate and incorporate into your daily work the latest developments in repair of palpebral lacerations and tear duct involvement”



General Objectives

- ◆ Delve into the anatomy and physiology of the eyelids, orbit and lacrimal ducts
- ◆ Know in detail the physiology of the eyelids, orbit and lacrimal ducts and their functions
- ◆ Know in depth the latest exploratory techniques for consultation, for its application in the clinic
- ◆ Know the management of the pre-surgical patient, with emphasis on the management of the coagulated or antiaggragate patient
- ◆ Handle the techniques and drugs of local and truncal anesthesia in Oculoplastics, as well as basic concepts about general anesthesia
- ◆ Delve into the knowledge of the periocular anatomy, the evolutionary changes due to aging and the novelties about its aesthetic and surgical medical approach
- ◆ Study in depth the diagnosis, management and treatment of the different types of eyelid ptosis
- ◆ Manage the diagnosis of benign and malignant lesions of the eyelids, as well as palpebral and periocular reconstruction techniques
- ◆ Have a deep knowledge of the inflammatory pathology of the orbit and its treatment, delving into the treatment, more specifically in the new immunological treatments and the multidisciplinary approach of these pathologies





Specific Objectives

- ◆ Understand how to perform a complete examination of the trauma patient and which complementary tests to request in each case
- ◆ Acquire a broad knowledge of the management, exploration and surgical technique for the repair of palpebral lacerations with or without involvement of the lacrimal pathway
- ◆ Learn how to handle fractures of the orbital floor and other fractures of the rest of the orbital walls (medial, lateral, superior)
- ◆ Know how to diagnose other complex fractures of the orbit, as well as orbital foreign bodies, orbital compartment syndrome, traumatic optic neuropathy or traumatic muscle contusion

“

You will gain access to a Postgraduate Certificate specifically designed to cover your most urgent needs in the area of Palpebral and Orbital Trauma, with the guarantee of a highly prestigious teaching staff”

03

Course Management

One of the reasons that support the quality of all the contents presented in this program is, precisely, the excellent teaching team that supports it. For this Postgraduate Certificate we have several of the most experienced specialists in ophthalmology and oculoplastic surgery, who offer all their experience to build a solid degree with great applicability in medical practice. This and the innovative virtual education techniques used by TECH make this the best Postgraduate Certificate for all those interested in deepening in the treatment of Palpebral and Orbital Trauma.



“

Studying with experienced surgeons will help you become more thoroughly up to date on the ins and outs of palpebral and orbital trauma"

Management



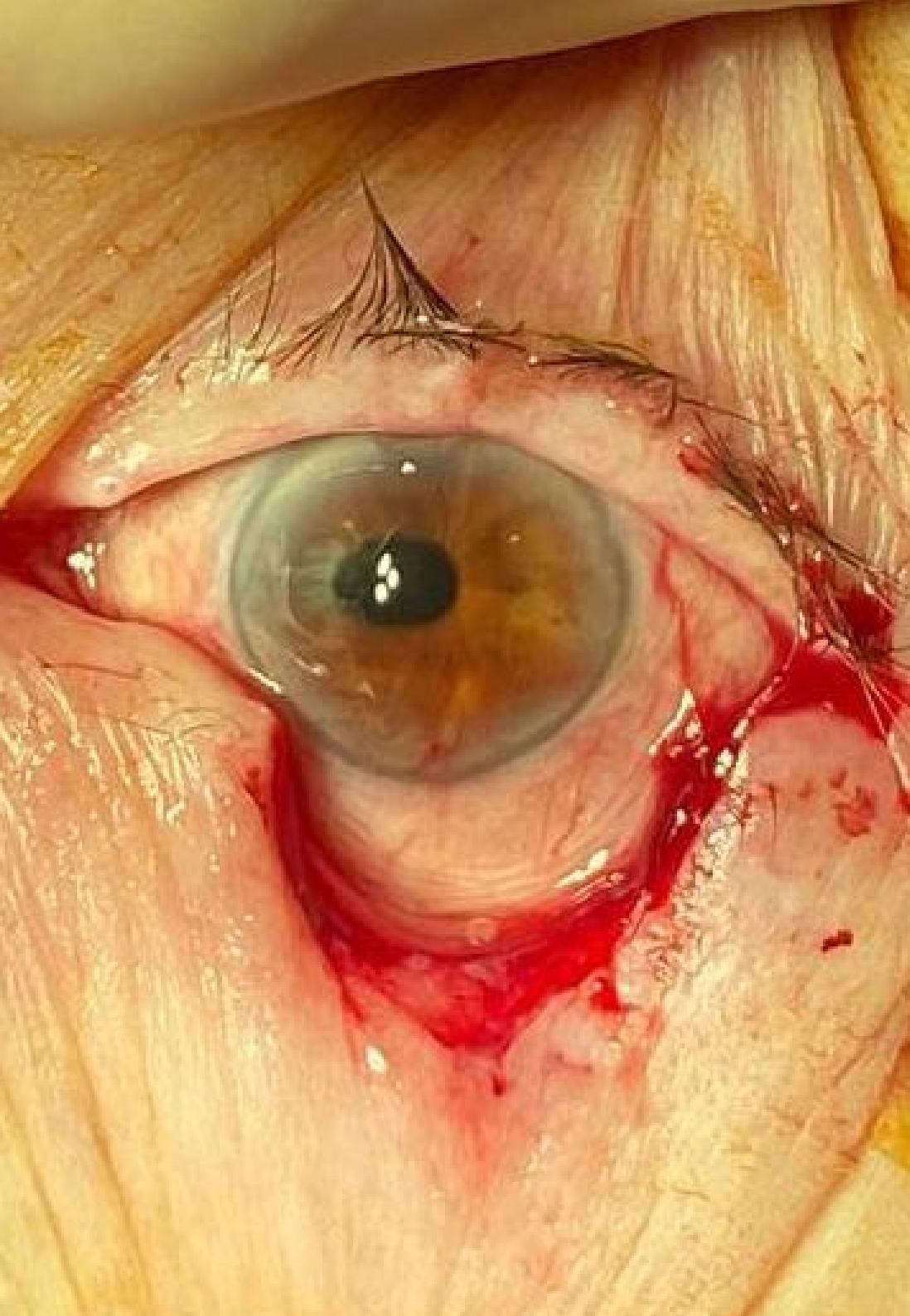
Ms. Ibáñez Flores, Nuria

- ◆ Head of the Oculoplastics Department at the ICR of Barcelona (Institut Català de Retina).
- ◆ Adjunct professor of the medical degree at the UIC (International University of Catalonia).
- ◆ Director and coordinator of the surgical master's degree of the UIC (International University of Catalonia) in Oculoplastics, Orbit and Lacrimal Ducts
- ◆ Reviewer of the Archives of the Spanish Society of Ophthalmology.
- ◆ Member of the Spanish Society of Ocular and Orbital Plastic Surgery (SECPOO).
- ◆ Responsible and coordinator of the interhospital sessions of Oculoplastics taught at ICR.
- ◆ Doctor in Medicine and Surgery from the Autonomous University of Barcelona.
- ◆ Degree in Medicine and Surgery from the University of Barcelona, Bellvitge Teaching Unit.



Dr. Pascual González, Macarena

- ◆ Medical Specialist in Ophthalmology at General University Hospital Gregorio Marañón. Section of Oculoplasty, Tear Ducts and Orbit.
- ◆ Collaborating lecturer in the subject of Ophthalmology at the Complutense University of Madrid.
- ◆ Member of the Spanish Society of Ocular and Orbital Plastic Surgery (SECPOO).
- ◆ Fellow of European Board of Ophthalmology (FEBO)
- ◆ Degree in Medicine from the University of Malaga
- ◆ Specialist in Ophthalmology at the General University Hospital Gregorio Marañón Master in Aesthetic, Regenerative and Anti-Aging Medicine at the Complutense University of Madrid.



Professors

Dr. Zamorano Martín, Francisco

- ◆ Fellowship in Oculoplasty at the Conde de Valenciana Ophthalmology Institute in Mexico City, Mexico
- ◆ Three masters degrees, four university experts and a course on good clinical practice guidelines for clinical trials
- ◆ Participation in three clinical trials
- ◆ Participation in the MIROA university expert on ophthalmology
- ◆ Participation in the course on Evidence-Based Medicine of the Pan-American Association of Ophthalmology (PAAO)
- ◆ Pursuing a doctoral program in medicine at the University of Malaga

Dr. Rachwani Anil, Rahul

- ◆ Head of the Ophthalmology Service- Hospital Norte de Málaga (Antequera) Ophthalmologist attached to the Vithas Málaga Hospital Oculoplasty Unit
- ◆ Ophthalmologist attached to the Oculoplasty Unit- Quirón Malaga Hospital
- ◆ Member of the Spanish Society of Ocular and Orbital Plastic Surgery (SECPOO)
- ◆ Member of the Spanish Society of Ophthalmology
- ◆ Degree in Medicine from the University of Malaga
- ◆ Specialist in Ophthalmology, of Malaga Regional University Hospital
- ◆ Master Degree in Aesthetic, Regenerative and Anti-aging Medicine-Complutense University of Madrid
- ◆ Master in Ophthalmology

04

Structure and Content

The syllabus of this Postgraduate Certificate is divided and organized according to the requirements for the care of patients with trauma to the eyelid or orbital cavity. The content of this program covers from the primary care of the patient in these cases to the presentation of the different traumatic injuries that a patient may show, their classification, their characteristics and the proper stabilization and treatment procedures. TECH and the team of professionals who designed this Postgraduate Certificate to cover in detail the evidence and medical protocols more on par with the new scientific evidence.



“

Up-to-date academic content and efficient delivery make this Postgraduate Certificate the best option for you to get useful academic material packed with detailed videos and further reading”

Module 1. Palpebral and Orbital Trauma - Orbital Exploration

- 1.1. Assessment of the Traumatic Patient
 - 1.1.1. Stabilization and General Assessment
 - 1.1.2. Intraocular Examination
 - 1.1.3. Evaluation of the Eyelids
 - 1.1.4. Orbital Examination
- 1.2. Repair of Palpebral Lacerations
 - 1.2.1. Repair of Simple Palpebral Lacerations
 - 1.2.2. Repair of Full-Thickness Palpebral Lacerations
- 1.3. Repair of Lacerations Involving the Lacrimal Duct
- 1.4. Fracture of the Floor of the Orbit
 - 1.4.1. Clinic and Presentation. When to Suspect?
 - 1.4.2. Surgical Treatment
 - 1.4.3. Implants
- 1.5. Fracture of Other Orbital Walls
 - 1.5.1. Medial Wall Fracture
 - 1.5.2. Lateral Wall Fracture
 - 1.5.3. Roof Fracture
- 1.6. Complex Fractures
 - 1.6.1. Blow-out Fracture (*Blow-Out*)
 - 1.6.2. Le-Fort Fractures
 - 1.6.3. Fracture of the Zygomatic-Maxillary Complex
- 1.7. Orbital Foreign Bodies
- 1.8. Orbital Compartment Syndrome
- 1.9. Traumatic Optic Neuropathy
- 1.10. Traumatic Muscular Contusion





“

You will be able to download all the content of the program from any device with an internet connection, and you can even study it offline from your tablet or smartphone of choice”

05

Methodology

This academic program offers students a different way of learning. Our methodology uses a cyclical learning approach: **Relearning**.

This teaching system is used, for example, in the most prestigious medical schools in the world, and major publications such as the **New England Journal of Medicine** have considered it to be one of the most effective.





“

Discover Relearning, a system that abandons conventional linear learning, to take you through cyclical teaching systems: a way of learning that has proven to be extremely effective, especially in subjects that require memorization"

At TECH we use the Case Method

What should a professional do in a given situation? Throughout the program, students will face multiple simulated clinical cases, based on real patients, in which they will have to do research, establish hypotheses, and ultimately resolve the situation. There is an abundance of scientific evidence on the effectiveness of the method. Specialists learn better, faster, and more sustainably over time.

With TECH you will experience a way of learning that is shaking the foundations of traditional universities around the world.



According to Dr. Gérvas, the clinical case is the annotated presentation of a patient, or group of patients, which becomes a "case", an example or model that illustrates some peculiar clinical component, either because of its teaching power or because of its uniqueness or rarity. It is essential that the case is based on current professional life, trying to recreate the real conditions in the physician's professional practice.

“

Did you know that this method was developed in 1912, at Harvard, for law students? The case method consisted of presenting students with real-life, complex situations for them to make decisions and justify their decisions on how to solve them. In 1924, Harvard adopted it as a standard teaching method"

The effectiveness of the method is justified by four fundamental achievements:

1. Students who follow this method not only achieve the assimilation of concepts, but also a development of their mental capacity, through exercises that evaluate real situations and the application of knowledge.
2. Learning is solidly translated into practical skills that allow the student to better integrate into the real world.
3. Ideas and concepts are understood more efficiently, given that the example situations are based on real-life.
4. Students like to feel that the effort they put into their studies is worthwhile. This then translates into a greater interest in learning and more time dedicated to working on the course.



Relearning Methodology

At TECH we enhance the case method with the best 100% online teaching methodology available: Relearning.

This university is the first in the world to combine the study of clinical cases with a 100% online learning system based on repetition, combining a minimum of 8 different elements in each lesson, a real revolution with respect to the mere study and analysis of cases.

Professionals will learn through real cases and by resolving complex situations in simulated learning environments. These simulations are developed using state-of-the-art software to facilitate immersive learning.



At the forefront of world teaching, the Relearning method has managed to improve the overall satisfaction levels of professionals who complete their studies, with respect to the quality indicators of the best online university (Columbia University).

With this methodology, more than 250,000 physicians have been trained with unprecedented success in all clinical specialties regardless of surgical load. Our pedagogical methodology is developed in a highly competitive environment, with a university student body with a strong socioeconomic profile and an average age of 43.5 years old.

Relearning will allow you to learn with less effort and better performance, involving you more in your specialization, developing a critical mindset, defending arguments, and contrasting opinions: a direct equation to success.

In our program, learning is not a linear process, but rather a spiral (learn, unlearn, forget, and re-learn). Therefore, we combine each of these elements concentrically.

The overall score obtained by TECH's learning system is 8.01, according to the highest international standards.



This program offers the best educational material, prepared with professionals in mind:



Study Material

All teaching material is produced by the specialists who teach the course, specifically for the course, so that the teaching content is highly specific and precise.

These contents are then applied to the audiovisual format, to create the TECH online working method. All this, with the latest techniques that offer high quality pieces in each and every one of the materials that are made available to the student.



Surgical Techniques and Procedures on Video

TECH introduces students to the latest techniques, the latest educational advances and to the forefront of current medical techniques. All of this in direct contact with students and explained in detail so as to aid their assimilation and understanding. And best of all, you can watch the videos as many times as you like.



Interactive Summaries

The TECH team presents the contents attractively and dynamically in multimedia lessons that include audio, videos, images, diagrams, and concept maps in order to reinforce knowledge.

This exclusive educational system for presenting multimedia content was awarded by Microsoft as a "European Success Story".



Additional Reading

Recent articles, consensus documents and international guidelines, among others. In TECH's virtual library, students will have access to everything they need to complete their course.





Expert-Led Case Studies and Case Analysis

Effective learning ought to be contextual. Therefore, TECH presents real cases in which the expert will guide students, focusing on and solving the different situations: a clear and direct way to achieve the highest degree of understanding.



Testing & Retesting

We periodically evaluate and re-evaluate students' knowledge throughout the program, through assessment and self-assessment activities and exercises, so that they can see how they are achieving their goals.



Classes

There is scientific evidence on the usefulness of learning by observing experts. The system known as Learning from an Expert strengthens knowledge and memory, and generates confidence in future difficult decisions.



Quick Action Guides

TECH offers the most relevant contents of the course in the form of worksheets or quick action guides. A synthetic, practical, and effective way to help students progress in their learning.



06 Certificate

The Postgraduate Certificate in Palpebral and Orbital Trauma - Orbital Exploration guarantees students, in addition to the most rigorous and up-to-date education, access to a Postgraduate Certificate issued by TECH Technological University.



“

Successfully complete this program and receive your university qualification without having to travel or fill out laborious paperwork”

This **Postgraduate Certificate in Palpebral and Orbital Trauma - Orbital Exploration** contains the most complete and up-to-date scientific on the market.

After the student has passed the assessments, they will receive their corresponding **Postgraduate Certificate** issued by **TECH Technological University** via tracked delivery*.

The certificate issued by **TECH Technological University** will reflect the qualification obtained in the Postgraduate Certificate, and meets the requirements commonly demanded by labor exchanges, competitive examinations, and professional career evaluation committees.

Title: **Postgraduate Certificate in Palpebral and Orbital Trauma - Orbital Exploration**
Official N° of Hours: **150 h.**



*Apostille Convention. In the event that the student wishes to have their paper certificate issued with an apostille, TECH EDUCATION will make the necessary arrangements to obtain it, at an additional cost.

future
health confidence people
education information tutors
guarantee accreditation teaching
institutions technology learning
community commitment
personalized service innovation
knowledge present
development languages
virtual classroom



Postgraduate Certificate
Palpebral and Orbital
Trauma - Orbital Exploration

- » Modality: online
- » Duration: 6 weeks
- » Certificate: TECH Technological University
- » Dedication: 16h/week
- » Schedule: at your own pace
- » Exams: online

Postgraduate Certificate

Palpebral and Orbital Trauma - Orbital Exploration

