

Postgraduate Certificate
Palpebral Malposition and
Eyelash Malpositions and
Dystonia in Ophthalmology





Postgraduate Certificate Palpebral Malposition and Eyelash Malpositions and Dystonia in Ophthalmology

- » Modality: online
- » Duration: 6 weeks
- » Certificate: TECH Technological University
- » Dedication: 16h/week
- » Schedule: at your own pace
- » Exams: online

Website: www.techtute.com/us/medicine/postgraduate-certificate/palpebral-eyelash-malpositions-dystonia-ophthalmology

Index

01

Introduction

p. 4

02

Objectives

p. 8

03

Course Management

p. 12

04

Structure and Content

p. 16

05

Methodology

p. 20

06

Certificate

p. 28

01

Introduction

Palpebral malpositions are very frequent in Oculoplastics, so it is extremely necessary for the professional who dedicates his activity to this subspecialty to master both the most innovative diagnostic techniques and the latest developments related to surgery in each specific case. For this reason, and based on the great advances that have been made in recent years, TECH has decided to create a degree that brings together, in a complete and comprehensive program, precisely the scientific evidence related to this area of Ophthalmology. In addition, thanks to the accessibility and versatility of its 100% online format, the graduate can choose to take this academic experience from wherever they want and at any time of the day.



“

In 6 weeks you will have perfected your medical skills in the management of patients with palpebral malposition thanks to the knowledge of the most innovative and effective ophthalmological techniques”

Ectropion and entropion are two of the most frequent palpebral malpositions in Oculoplastics, which is why specialists must know in detail their causes, as well as the novelties related to their diagnosis and the surgical techniques to treat each specific case. On the other hand, eyelashes are also a very important point for this subspecialty, and the suffering of pathologies that affect this region is one of the greatest fears for professionals in this area due to the wide range of techniques that exist for their clinical management.

Given the great advances that have been made in this field, and the exaggerated amount of information that currently exists related to it, TECH has considered necessary the development of a program that collects, in a dynamic and exhaustive way, the latest developments related to this area of Oculoplastics. Thus was born the Postgraduate Certificate in Palpebral and Eyelash Malpositions and Dystonia in Ophthalmology. It is a degree that specifically delves into the different conditions of this body region, focusing on the causes, diagnosis, management and treatment of each one of them.

To this end, the graduate will have 150 hours of information, distributed in the syllabus, designed by experts in the area, and additional material in different formats: dynamic summaries of each unit, complementary readings, research articles, real clinical cases... All framed in a 100% online program that can be accessed from any device with an internet connection. In addition, the entire content can be downloaded for consultation, even after this academic experience.

This **Postgraduate Certificate in Palpebral Malposition and Eyelash Malpositions and Dystonia in Ophthalmology** contains the most complete and up-to-date scientific program on the market. The most important features include:

- ♦ The development of case studies presented by Ophthalmology experts
- ♦ The graphic, schematic, and practical contents with which they are created, provide scientific and practical information on the disciplines that are essential for professional practice
- ♦ Practical exercises where self-assessment can be used to improve learning
- ♦ Its special emphasis on innovative methodologies
- ♦ Theoretical lessons, questions to the expert, debate forums on controversial topics, and individual reflection assignments
- ♦ Content that is accessible from any fixed or portable device with an Internet connection



The perfect option to review the normal and abnormal palpebral anatomy and update you on the most cutting-edge examination and diagnostic evaluation techniques"

“

A 100% online degree with which updating your knowledge will not seem like a complex task, but on the contrary, you will be able to get even more out of it than any other classroom experience"

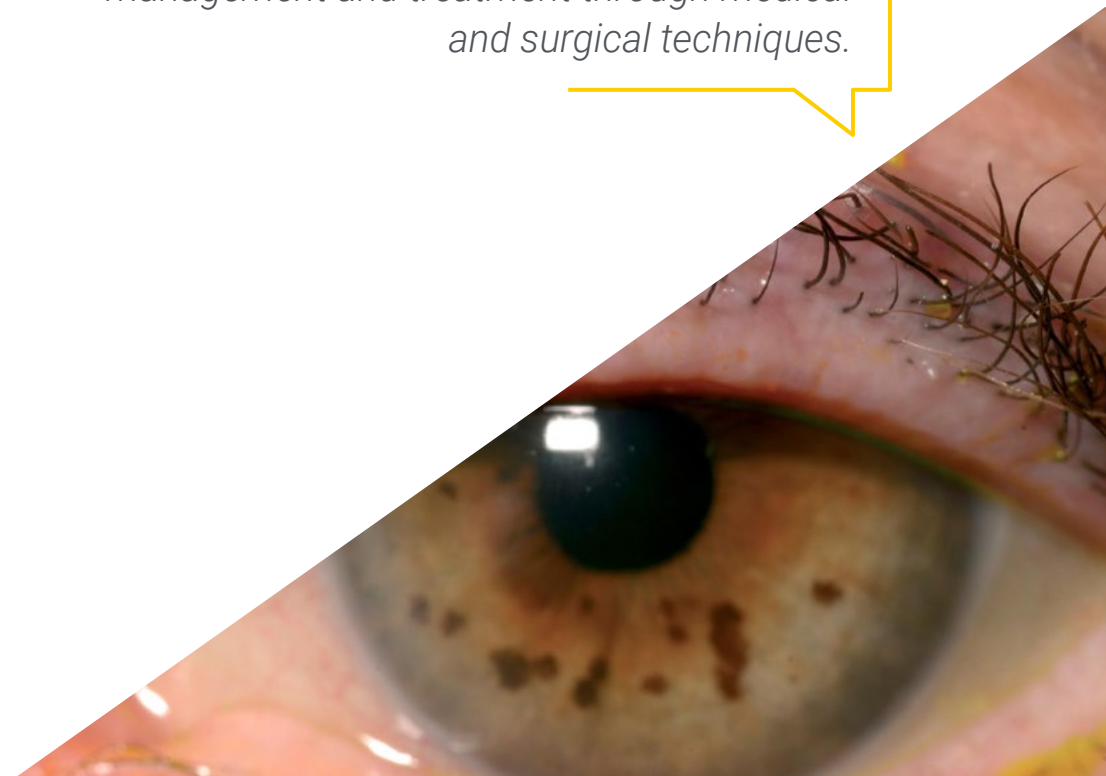
The program's teaching staff includes professionals from the sector who contribute their work experience to this educational program, as well as renowned specialists from leading societies and prestigious universities.

Its multimedia content, developed with the latest educational technology, will provide the professional with situated and contextual learning, i.e., a simulated environment that will provide an immersive education programmed to learn in real situations.

The design of this program focuses on Problem-Based Learning, by means of which the professional must try to solve the different professional practice situations that are presented throughout the academic course. For this purpose, the student will be assisted by an innovative interactive video system created by renowned experts.

You will be able to go deeper into cicatricial and paralytic Ectropion through not only the syllabus, but also the additional high quality material that you will find in the Virtual Classroom.

You will delve into involutional ectropion, from its causes, to the novelties related to its management and treatment through medical and surgical techniques.



02 Objectives

Palpebral malpositions, as well as those related to eyelashes, are very present in the consultation of the ophthalmologist specialized in the area of Oculoplastics. For this reason, TECH has developed this Postgraduate Certificate with the aim that the professional can get up to date on the novelties related to this sector in a comfortable, dynamic and exhaustive way. For this purpose, this university will provide you with the most innovative and effective academic tools, which will allow you to achieve your most ambitious expectations in just 6 weeks.



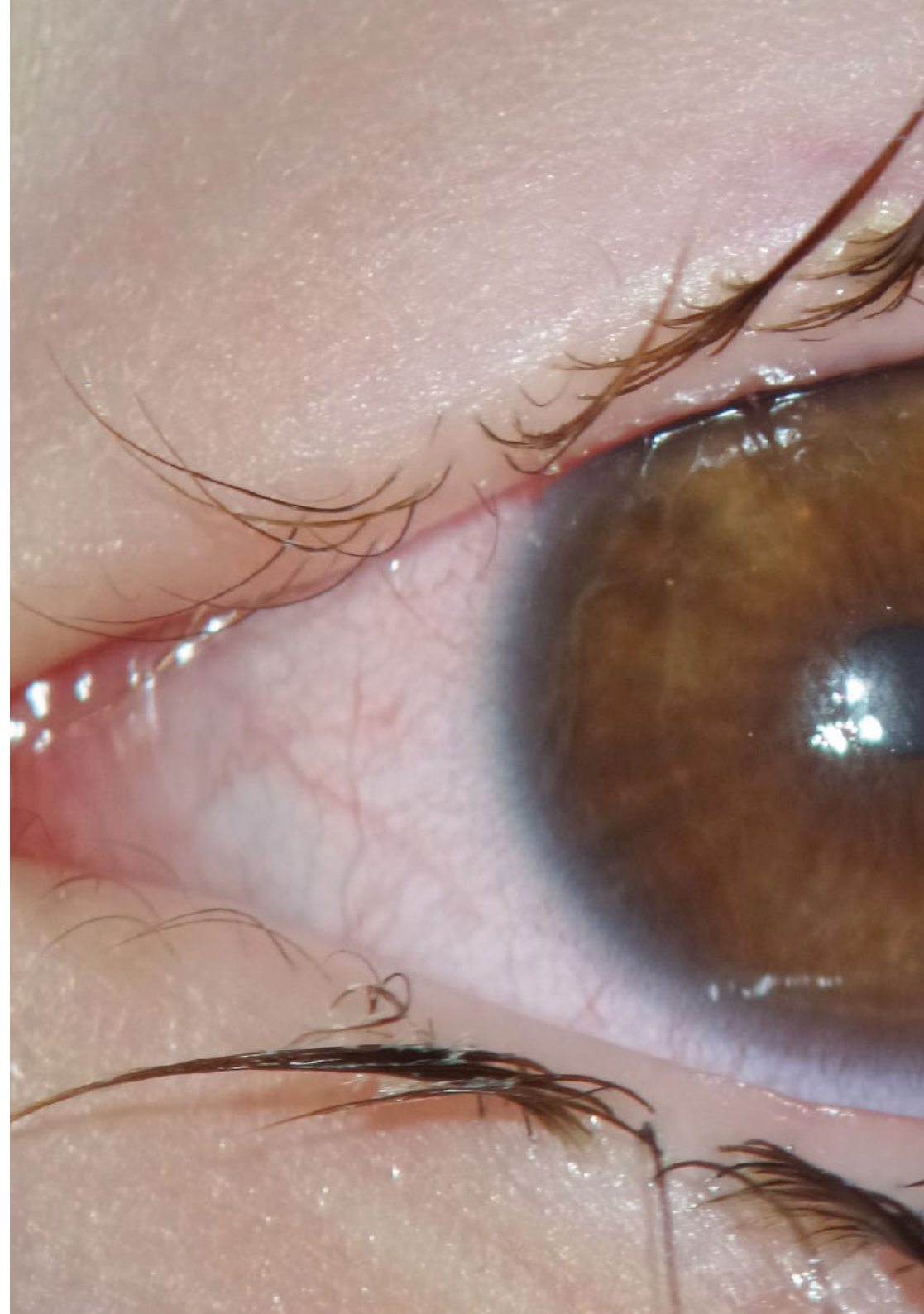
“

In less than 6 months you will have achieved your highest goals, thanks to the degree of specialization that TECH offers you with this degree and the completeness of its content"



General Objectives

- ♦ Provide the specialist with the academic tools that allow them to know in detail the latest developments related to palpebral malposition, eyelash malposition and dystonia in Ophthalmology
- ♦ Allow the specialist to deepen in each aspect of the syllabus, obtaining a broad and personalized knowledge based on their objectives and demand





Specific Objectives

- ♦ Know the etiology of ectropion: involutional, cicatricial and paralytic
- ♦ Acquire a broad knowledge on the management of involutional and cicatricial entropion
- ♦ Learn about the management and treatment of distichiasis and trichiasis
- ♦ Have an in-depth knowledge of facial musculature and the different dystonias in ophthalmology

“

TECH's goal is you: that you complete this academic experience satisfied with the results and with the guarantee of knowing in detail all the novelties of Oculoplastics”

03

Course Management

For any degree, the guided accompaniment during the academic experience by a group of experts, in this case, in Ophthalmology and Oculoplastics, gives the course a touch of quality, specialty and professionalism. For this reason, TECH has selected for this program the best teachers, versed in this area and with an extensive and long career in the clinical management of patients with palpebral malposition, eyelashes and dystonia. Thanks to this, the graduate will be able to be updated by active experts who work on a daily basis with the most innovative and effective techniques and strategies in the world of medicine.



“

You will have the support of a teaching team made up of practicing ophthalmologists, so that you can get up to date on the diagnostic and treatment techniques that are currently obtaining the best results”.

Management



Dr. Ibáñez Flores, Nuria

- ♦ Head of the Oculoplastics Department at the ICR of Barcelona (Institut Català de Retina).
- ♦ Adjunct professor of the medical degree at the UIC (International University of Catalonia).
- ♦ Director and coordinator of the surgical master's degree of the UIC (International University of Catalonia) in Oculoplastics, Orbit and Lacrimal Ducts
- ♦ Reviewer of the Archives of the Spanish Society of Ophthalmology.
- ♦ Member of the Spanish Society of Ocular and Orbital Plastic Surgery (SECPOO).
- ♦ Responsible and coordinator of the interhospital sessions of Oculoplastics taught at ICR.
- ♦ Doctor in Medicine and Surgery from the Autonomous University of Barcelona.
- ♦ Degree in Medicine and Surgery from the University of Barcelona, Bellvitge Teaching Unit.



Dr. Pascual González, Macarena

- ♦ Member of the Spanish Society of Ocular and Orbital Plastic Surgery (SECPOO).
- ♦ Medical Specialist in Ophthalmology at General University Hospital Gregorio Marañón. Section of Oculoplasty, Tear Ducts and Orbit.
- ♦ Collaborating lecturer in the subject of Ophthalmology at the Complutense University of Madrid.
- ♦ Fellow of European Board of Ophthalmology (FEBO)
- ♦ Degree in Medicine from the University of Malaga
- ♦ Specialist in Ophthalmology, Gregorio Marañón General University Hospital
- ♦ Professional Master's Degree in Esthetic axonal regeneration and Anti-Aging Medicine at the Complutense University of Madrid



Professors

Dr. Cifuentes Canorea, Pilar

- ◆ Ophthalmologist of the Oculoplasty and Tear Duct Department at the General University Hospital Gregorio Marañón in Madrid.
- ◆ Head of the Eyelids and Lacrimal Duct Department of Martínez de Carneros Clinic.
- ◆ Professor of the degree of medicine of the Alfonso University.
- ◆ Cum Laude doctoral thesis at the Complutense University of Madrid in 2019.
- ◆ Degree in Medicine from the Complutense University of Madrid.
- ◆ Specialization in Ophthalmology at the San Carlos Clinical Hospital.
- ◆ Master's Degree in Aesthetic Medicine from the Complutense University of Madrid.

04

Structure and Content

TECH has used in the development of this Postgraduate Certificate the novel and effective Relearning methodology, which consists, mainly, in the reiteration of the most important concepts throughout the syllabus. In addition, this pedagogical strategy includes the resolution of real case studies, through which the graduate will be able to perfect their medical skills and apply the information described in the syllabus. Thanks to this, it is possible to offer an academic experience in which the updating and expansion of knowledge is carried out in a natural and progressive way, without having to invest extra hours in memorizing with the traditional method.



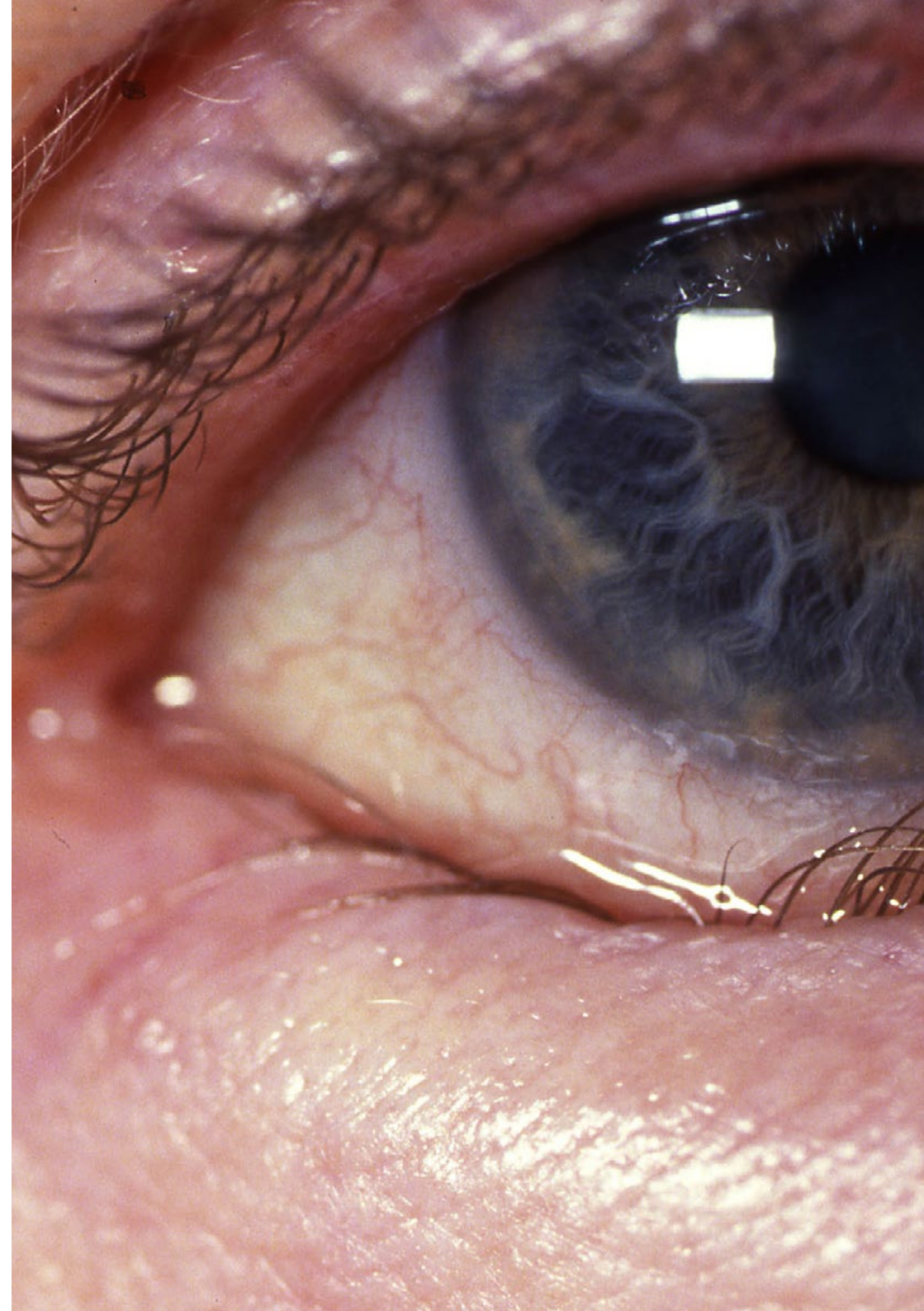


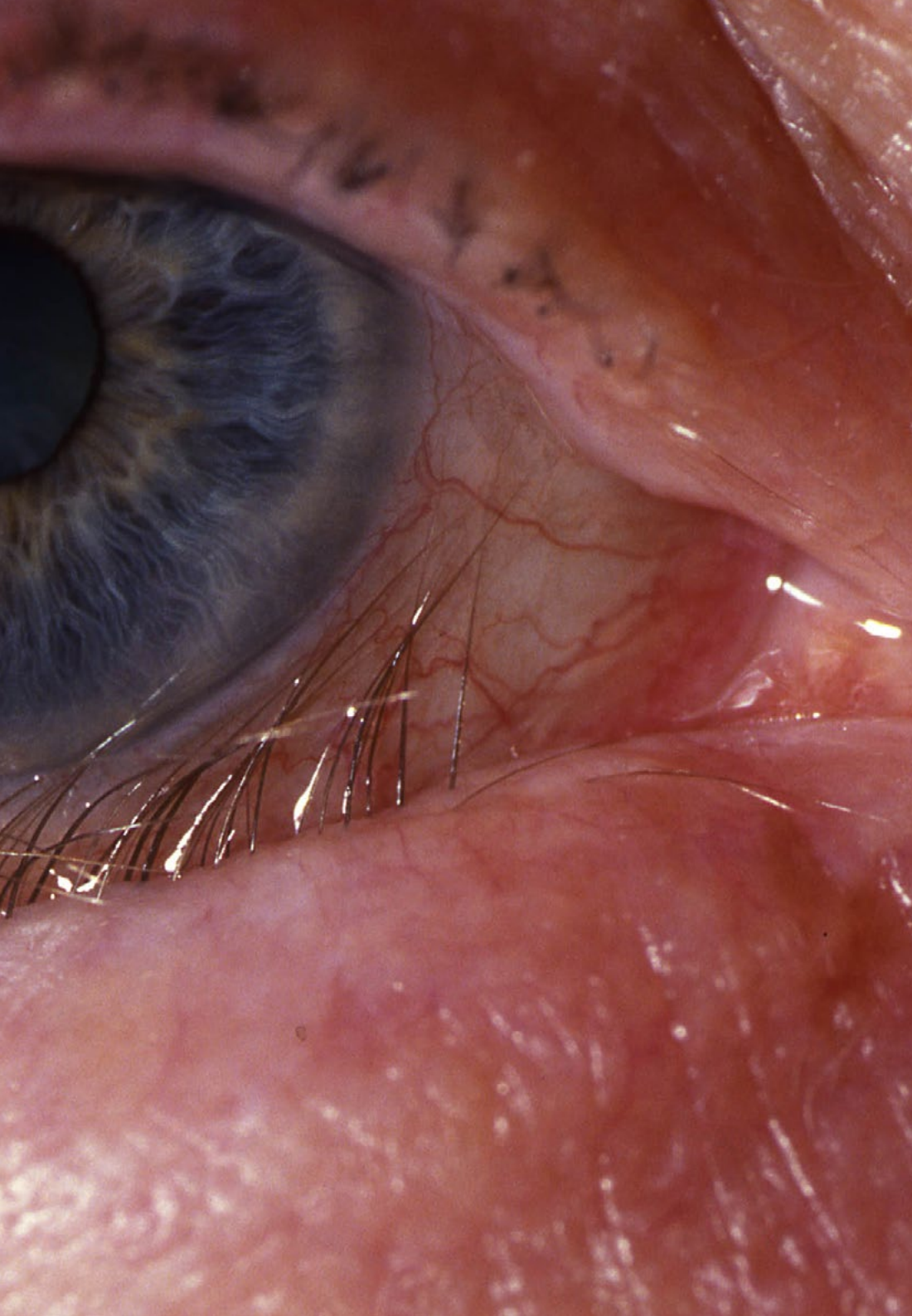
“

You will be able to know in detail the latest news about trichiasis: causes, diagnosis, management and treatment, in order to offer your patients an even more specialized care based on the latest scientific evidence"

Module 1. Palpebral Malposition, Eyelash Malpositions and Dystonia in Ophthalmology

- 1.1. Normal and Abnormal Palpebral Anatomy. Symptoms Exploration and Diagnostic Assessment
- 1.2. Involutional Ectropion
 - 1.2.1. Causes
 - 1.2.2. Diagnostic
 - 1.2.3. Management and Treatments
 - 1.2.3.1 Medical-Conservative Treatment
 - 1.2.3.2 Surgical Management
- 1.3. Scarring Ectropion
 - 1.3.1. Causes
 - 1.3.2. Diagnostic
 - 1.3.3. Management and Treatments
 - 1.3.3.1 Medical-Conservative Treatment
 - 1.3.3.2 Surgical Management
- 1.4. Paralytic Ectropion and Facial Palsy
 - 1.4.1. Causes
 - 1.4.2. Diagnostic
 - 1.4.3. Management and Treatments
 - 1.4.3.1 Medical-Conservative Treatment
 - 1.4.3.2 Surgical Management
- 1.5. Involutional and Spastic Entropion
 - 1.5.1. Causes
 - 1.5.2. Diagnostic
 - 1.5.3. Management and Treatments
 - 1.5.3.1 Medical-Conservative Treatment
 - 1.5.3.2 Surgical Management
- 1.6. Cicatricial Entropion
 - 1.6.1. Causes
 - 1.6.2. Diagnostic
 - 1.6.3. Management and Treatments
 - 1.6.3.1 Medical-Conservative Treatment
 - 1.6.3.2 Surgical Management





- 1.7. Trichiasis
 - 1.7.1. Causes
 - 1.7.2. Diagnostic
 - 1.7.3. Management and Treatments
- 1.8. Distichiasis
 - 1.8.1. Causes
 - 1.8.2. Diagnostic
 - 1.8.3. Management and Treatments
- 1.9. Facial Muscles and Examination of the Patient with Hyperactive Face. Dystonia in Ophthalmology
 - 1.9.1. Benign Essential Blepharospasm
 - 1.9.2. Apraxia of Aperture
 - 1.9.3. Meige's Syndrome
 - 1.9.4. Hemifacial Spasm
- 1.10. Congenital Palpebral Pathology



The world's largest online medical university is waiting for you. Enroll in this Postgraduate Certificate and gain access to an international community of specialists with whom you will always be up to date"

05

Methodology

This academic program offers students a different way of learning. Our methodology uses a cyclical learning approach: **Relearning**.

This teaching system is used, for example, in the most prestigious medical schools in the world, and major publications such as the **New England Journal of Medicine** have considered it to be one of the most effective.





“

Discover Relearning, a system that abandons conventional linear learning, to take you through cyclical teaching systems: a way of learning that has proven to be extremely effective, especially in subjects that require memorization"

At TECH we use the Case Method

What should a professional do in a given situation? Throughout the program, students will face multiple simulated clinical cases, based on real patients, in which they will have to do research, establish hypotheses, and ultimately resolve the situation. There is an abundance of scientific evidence on the effectiveness of the method. Specialists learn better, faster, and more sustainably over time.

With TECH you will experience a way of learning that is shaking the foundations of traditional universities around the world.



According to Dr. Gérvas, the clinical case is the annotated presentation of a patient, or group of patients, which becomes a "case", an example or model that illustrates some peculiar clinical component, either because of its teaching power or because of its uniqueness or rarity. It is essential that the case is based on current professional life, trying to recreate the real conditions in the physician's professional practice.

“

Did you know that this method was developed in 1912, at Harvard, for law students? The case method consisted of presenting students with real-life, complex situations for them to make decisions and justify their decisions on how to solve them. In 1924, Harvard adopted it as a standard teaching method"

The effectiveness of the method is justified by four fundamental achievements:

1. Students who follow this method not only achieve the assimilation of concepts, but also a development of their mental capacity, through exercises that evaluate real situations and the application of knowledge.
2. Learning is solidly translated into practical skills that allow the student to better integrate into the real world.
3. Ideas and concepts are understood more efficiently, given that the example situations are based on real-life.
4. Students like to feel that the effort they put into their studies is worthwhile. This then translates into a greater interest in learning and more time dedicated to working on the course.



Relearning Methodology

At TECH we enhance the case method with the best 100% online teaching methodology available: Relearning.

This university is the first in the world to combine the study of clinical cases with a 100% online learning system based on repetition, combining a minimum of 8 different elements in each lesson, a real revolution with respect to the mere study and analysis of cases.

Professionals will learn through real cases and by resolving complex situations in simulated learning environments. These simulations are developed using state-of-the-art software to facilitate immersive learning.



At the forefront of world teaching, the Relearning method has managed to improve the overall satisfaction levels of professionals who complete their studies, with respect to the quality indicators of the best online university (Columbia University).

With this methodology, more than 250,000 physicians have been trained with unprecedented success in all clinical specialties regardless of surgical load. Our pedagogical methodology is developed in a highly competitive environment, with a university student body with a strong socioeconomic profile and an average age of 43.5 years old.

Relearning will allow you to learn with less effort and better performance, involving you more in your specialization, developing a critical mindset, defending arguments, and contrasting opinions: a direct equation to success.

In our program, learning is not a linear process, but rather a spiral (learn, unlearn, forget, and re-learn). Therefore, we combine each of these elements concentrically.

The overall score obtained by TECH's learning system is 8.01, according to the highest international standards.



This program offers the best educational material, prepared with professionals in mind:



Study Material

All teaching material is produced by the specialists who teach the course, specifically for the course, so that the teaching content is highly specific and precise.

These contents are then applied to the audiovisual format, to create the TECH online working method. All this, with the latest techniques that offer high quality pieces in each and every one of the materials that are made available to the student.



Surgical Techniques and Procedures on Video

TECH introduces students to the latest techniques, the latest educational advances and to the forefront of current medical techniques. All of this in direct contact with students and explained in detail so as to aid their assimilation and understanding. And best of all, you can watch the videos as many times as you like.



Interactive Summaries

The TECH team presents the contents attractively and dynamically in multimedia lessons that include audio, videos, images, diagrams, and concept maps in order to reinforce knowledge.

This exclusive educational system for presenting multimedia content was awarded by Microsoft as a "European Success Story".



Additional Reading

Recent articles, consensus documents and international guidelines, among others. In TECH's virtual library, students will have access to everything they need to complete their course.





Expert-Led Case Studies and Case Analysis

Effective learning ought to be contextual. Therefore, TECH presents real cases in which the expert will guide students, focusing on and solving the different situations: a clear and direct way to achieve the highest degree of understanding.



Testing & Retesting

We periodically evaluate and re-evaluate students' knowledge throughout the program, through assessment and self-assessment activities and exercises, so that they can see how they are achieving their goals.



Classes

There is scientific evidence on the usefulness of learning by observing experts. The system known as Learning from an Expert strengthens knowledge and memory, and generates confidence in future difficult decisions.



Quick Action Guides

TECH offers the most relevant contents of the course in the form of worksheets or quick action guides. A synthetic, practical, and effective way to help students progress in their learning.



06 Certificate

The Postgraduate Certificate in Palpebral Malposition and Eyelash Malpositions and Dystonia in Ophthalmology guarantees students, in addition to the most rigorous and up-to-date education, access to a Postgraduate Certificate issued by TECH Technological University.



“

Successfully complete this program and receive your university qualification without having to travel or fill out laborious paperwork"

This **Postgraduate Certificate in Palpebral Malposition and Eyelash Malpositions and Dystonia in Ophthalmology** contains the most complete and up-to-date program on the market.

After the student has passed the assessments, they will receive their corresponding **Postgraduate Certificate** issued by **TECH Technological University** via tracked delivery*.

The diploma issued by **TECH Technological University** will reflect the qualification obtained in the Postgraduate Certificate, and meets the requirements commonly demanded by labor exchanges, competitive examinations, and professional career evaluation committees.

Program: **Postgraduate Certificate in Palpebral Malposition and Eyelash Malpositions and Dystonia in Ophthalmology**

Official N° of Hours: **150 hours**.



*Apostille Convention. In the event that the student wishes to have their paper diploma issued with an apostille, TECH EDUCATION will make the necessary arrangements to obtain it, at an additional cost.

future
health confidence people
education information tutors
guarantee accreditation teaching
institutions technology learning
community commitment
personalized service innovation
knowledge present
development languages
virtual classroom



Postgraduate Certificate Palpebral Malposition and Eyelash Malpositions and Dystonia in Ophthalmology

- » Modality: online
- » Duration: 6 weeks
- » Certificate: TECH Technological University
- » Dedication: 16h/week
- » Schedule: at your own pace
- » Exams: online

Postgraduate Certificate

Palpebral Malposition and Eyelash Malpositions and Dystonia in Ophthalmology

