

Postgraduate Certificate

Oral Cavity and Pharynx.

Swallowing Disorders





Postgraduate Certificate

Oral Cavity and Pharynx. Swallowing Disorders

Course Modality: Online

Duration: 2 months.

Certificate: TECH - Technological University

6 ECTS Credits

Teaching Hours: 150

Website: www.techtitute.com/us/medicine/postgraduate-certificate/oral-cavity-pharynx-swallowing-disorders

Index

01

Introduction

p. 4

02

Objectives

p. 8

03

Course Management

p. 12

04

Structure and Content

p. 16

05

Methodology

p. 20

06

Certificate

p. 28

01

Introduction

Swallowing disorders pose a challenge for professionals, both because of the diverse origins they may present, and because of the complications that their management is often associated with. The clinical manifestations of these regions are presented with high prevalence in general medicine and specialist consultations. This Postgraduate Certificate will give you access to the most interesting quality and contrasted updates on the ORL medical panorama, gathered in one place.





“

*The most complete update on
Swallowing Disorders in a complete
and efficient course”*

We begin with the study of the most relevant anatomy and physiology aspects of these regions, as well as their physiological characteristics applied to the swallowing. Aspects related to the pathophysiology of swallowing disorders will be evaluated. The etiological and epidemiological concepts of dysphagia will be discussed. We will cover clinical aspects and complications in swallowing disorders, their clinical and instrumental evaluation, and the most accurate knowledge on therapeutic aspects, all applied to the general ORL in daily practice.

To study the larynx we must know the applied anatomy of the pharynx and larynx, as well as its physiology. The clinical exploration of the larynx includes aspects related to the presence of structural and/or functional alterations, as referred to the three functions of the larynx, by means of techniques that have improved in recent times with endoscopic and computerized imaging systems.



One of the most frequent issues in primary medicine, with all the updates and advances at your fingertips and all in one place”

This **Postgraduate Certificate in Oral Cavity and Pharynx. Swallowing Disorders** is the most complete and up-to-date educational program on the market. The most important features of the program include:

- ♦ Latest technology in online teaching software.
- ♦ Highly visual teaching system, supported by graphic and schematic contents that are easy to assimilate and understand.
- ♦ Practical cases presented by practising experts.
- ♦ State-of-the-art interactive video systems.
- ♦ Teaching supported by telepractice.
- ♦ Continuous updating and recycling systems.
- ♦ Self-regulating learning: full compatibility with other occupations.
- ♦ Practical exercises for self-evaluation and learning verification.
- ♦ Support groups and educational synergies: questions to the expert, debate and knowledge forums.
- ♦ Communication with the teacher and individual reflection work.
- ♦ Availability of content from any fixed or portable device with internet connection.
- ♦ Supplementary documentation databases are permanently available, even after the course.

“

Efficiency-based learning on the fundamental premise of total flexibility, allowing you to train in a way that is compatible with other occupations”

Our teaching staff is composed of medical professionals, practising specialists. In this way, we ensure that we provide you with the training update we are aiming for. A multidisciplinary team of doctors trained and experienced in different environments, who will develop the theoretical knowledge in an efficient way, but, above all, will put at the service of the course the practical knowledge derived from their own experience: one of the differential qualities of this training.

This mastery of the subject is complemented by the effectiveness of the methodology used in the design of this course. Developed by a multidisciplinary team of e-learning experts, it integrates the latest advances in educational technology. This way, you will be able to study with a range of comfortable and versatile multimedia tools that will give you the operability you need in your training.

The design of this program is based on Problem-Based Learning: an approach that conceives learning as a highly practical process. To achieve this remotely, we will use telepractice: with the help of an innovative interactive video system, and learning from an expert, you will be able to acquire the knowledge as if you were actually dealing with the scenario you are learning about. A concept that will allow you to integrate and fix learning in a more realistic and permanent way.

Our innovative telepractice concept will give you the opportunity to learn through an immersive experience, which will provide you with a faster immersion and a much more realistic view of the contents: “learning from an expert”.



02 Objectives

The objective of this specialization is to allow you to reach a high capacity of intervention in Swallowing Disorders. Through a training created to specialize you in a progressive and constant way, you will get to know and integrate the new developments that have been taking place in this area of intervention.



“

If your goal is to take a step toward achieving the highest medical quality, this course is for you: A training program that aspires to excellence”



General Objective

- Completely update your knowledge on the different aspects and interventions in otorhinolaryngology.





Specific Objectives

- Have an in-depth understanding of the anatomical and functional characteristics of the oral cavity and pharynx, as well as the cervical esophagus, applied to swallowing, the Pathophysiology of impaired swallowing. Know the epidemiology and risk groups, along with the etiology of dysphagia. Handle the clinical aspects of dysphagia and its complications, and learn how to clinically and instrumentally examine swallowing disorders. Learn about the medical, rehabilitative, dietary and surgical management of dysphagia.

03

Course Management

For our course to be of the highest quality, we are proud to work with a teaching staff of the highest level, chosen for their proven track record. Professionals from different areas and fields of expertise that make up a complete, multidisciplinary team. A unique opportunity to learn from the best.





“

Leading professionals in the field have come together to teach you the latest advances in Pediatric Orthopedics"

Management



Dr. Gutiérrez Fonseca, Raimundo

- ♦ Rey Juan Carlos University Hospital Chief of Otorhinolaryngology Service (ORL).
- ♦ Rey Juan Carlos University: ORL Associate Professor
- ♦ General Secretary of the Spanish Society of ORL Head and Neck Surgery.
- ♦ Member of the Dysphagia Research Group of the European Laryngological Society.

“

An impressive teaching staff, made up of professionals from different areas of expertise, will be your teachers during your training: a unique opportunity not to be missed”



04

Structure and Content

The contents of this Postgraduate Certificate have been developed by the different experts on the program, with a clear purpose: to ensure that our students acquire each and every one of the necessary skills to become true experts in this field.

A complete and well-structured program that will take you to the highest standards of quality and success.

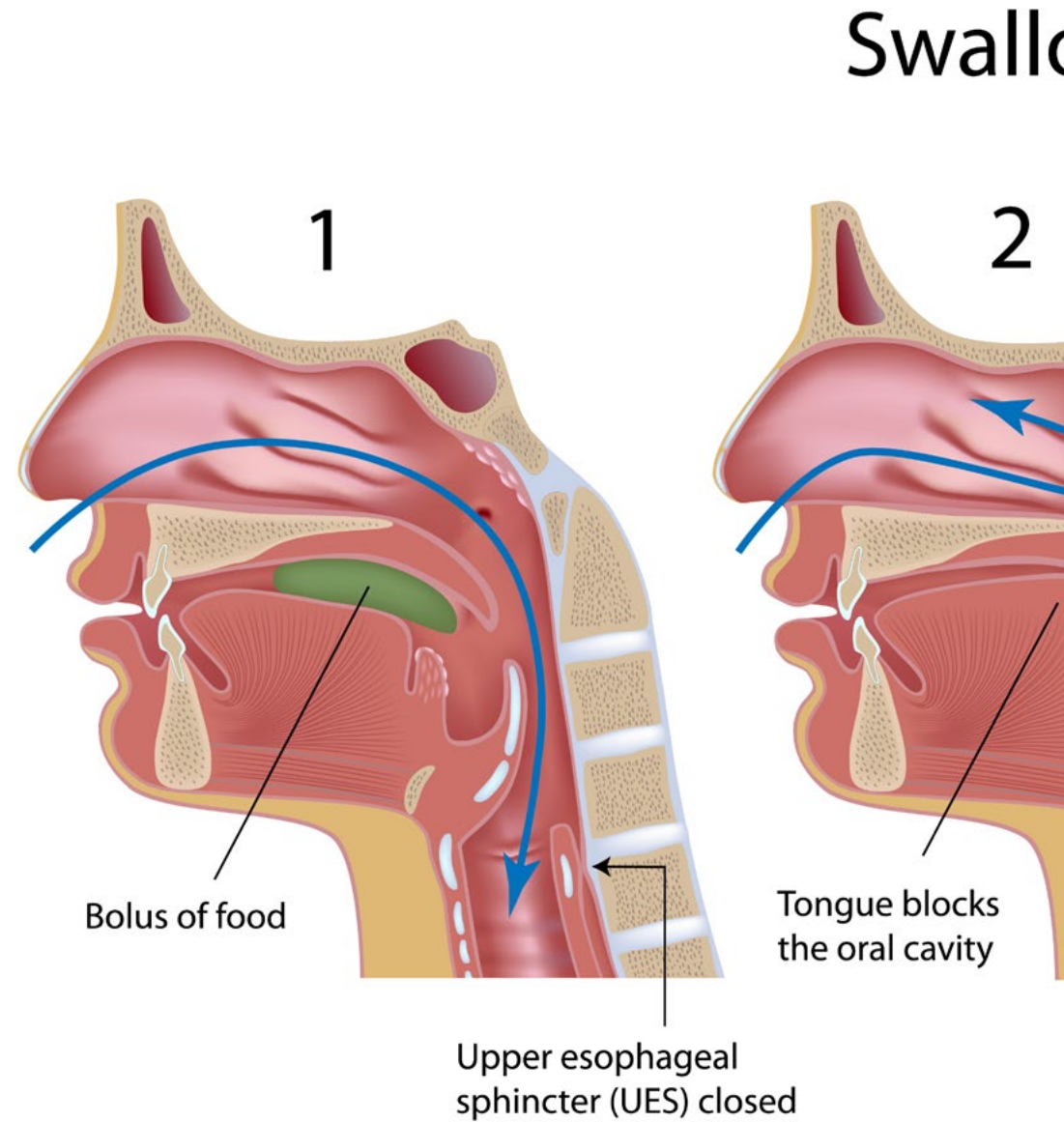


“

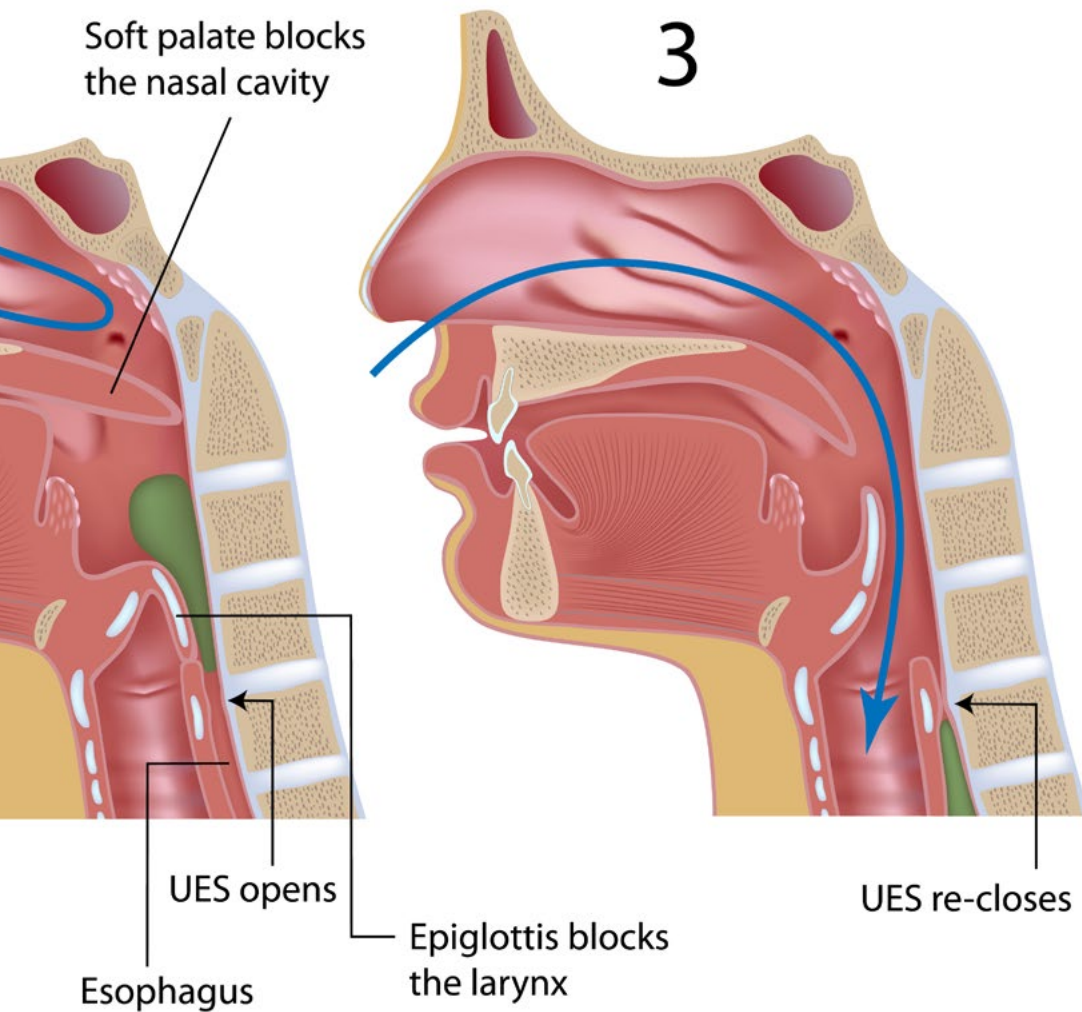
This course contains the most complete and up-to-date scientific program on the market"

Module 1. Oral Cavity and Pharynx Swallowing Disorders

- 1.1. Anatomic-physiology of Normal and Pathological Swallowing
- 1.2. Epidemiology and Etiopathogenesis of the Dysphagia
- 1.3. Clinical Swallowing Disorders
- 1.4. Respiratory and Nutritional Complications: Nutritional Assessment
- 1.5. Clinical Examination of Swallowing Disorders
- 1.6. Instrumental Endoscopic Examination
- 1.7. Instrumental Radiological Examination
- 1.8. Basis of Nutritional Management in Dysphagia
- 1.9. Basis of Rehabilitation Management in Dysphagia
- 1.10. Surgical Treatment of Dysphagia



owing



“

A comprehensive teaching program, structured in well-developed teaching units, oriented towards learning that is compatible with your personal and professional life"

05

Methodology

This training program provides you with a different way of learning. Our methodology uses a cyclical learning approach: *Re-learning*.

This teaching system is used in the most prestigious medical schools in the world, and major publications such as the *New England Journal of Medicine* have considered it to be one of the most effective.



“

Discover Re-learning, a system that abandons conventional linear learning, to take you through cyclical teaching systems: a way of learning that has proven to be extremely effective, especially in subjects that require memorization”

At TECH we use the Case Method

In a given situation, what would you do? Throughout the program, you will be presented with multiple simulated clinical cases based on real patients, where you will have to investigate, establish hypotheses and, finally, resolve the situation. There is an abundance of scientific evidence on the effectiveness of the method. Specialists learn better, faster, and more sustainably over time.

With TECH you can experience a way of learning that is shaking the foundations of traditional universities around the world.



According to Dr. Gervas, the clinical case is the annotated presentation of a patient, or group of patients, which becomes a "case", an example or model that illustrates some peculiar clinical component, either because of its teaching potential or because of its uniqueness or rarity. It is essential that the case is based on current professional life, trying to recreate the real conditions in professional medical practice.

“

Did you know that this method was developed in 1912 at Harvard for law students? The case method consisted of presenting students with real-life, complex situations for them to make decisions and justify their decisions on how to solve them. In 1924, Harvard adopted it as a standard teaching method”

The effectiveness of the method is justified by four fundamental achievements:

1. Students who follow this method not only grasp concepts, but also develop their mental capacity by evaluating real situations and applying their knowledge.
2. The learning process has a clear focus on practical skills that allow the student to better integrate into the real world.
3. Ideas and concepts are understood more efficiently, given that the example situations are based on real-life.
4. Students like to feel that the effort they put into their studies is worthwhile. This then translates into a greater interest in learning and more time dedicated to working on the course.



Re-learning Methodology

At TECH we enhance the Harvard case method with the best 100% online teaching methodology available: Re-learning.

Our University is the first in the world to combine the study of clinical cases with a 100% online learning system based on repetition, combining a minimum of 8 different elements in each lesson, which represent a real revolution with respect to simply studying and analyzing cases.



The physician will learn through real cases and by solving complex situations in simulated learning environments. These simulations are developed using state-of-the-art software to facilitate immersive learning.

At the forefront of world teaching, the Re-learning method has managed to improve the overall satisfaction levels of professionals who complete their studies, with respect to the quality indicators of the best Spanish-speaking online university (Columbia University).

With this methodology we have trained more than 250,000 physicians with unprecedented success, in all clinical specialties regardless of the surgical load. All this in a highly demanding environment, where the students have a strong socio-economic profile and an average age of 43.5 years.

Re-learning will allow you to learn with less effort and better performance, involving you more in your specialization, developing a critical mindset, defending arguments, and contrasting opinions: a direct equation to success.

In our program, learning is not a linear process, but rather a spiral (we learn, unlearn, forget, and re-learn). Therefore, we combine each of these elements concentrically.

The overall score obtained by our learning system is 8.01, according to the highest international standards.



In this program you will have access to the best educational material, prepared with you in mind:



Study Material

All teaching material is produced by the specialists who teach the course, specifically for the course, so that the teaching content is really specific and precise.

This content is then adapted in an audiovisual format that will create our way of working online, with the latest techniques that allow us to offer you high quality in all of the material that we provide you with.



Latest Techniques and Procedures on Video

We introduce you to the latest techniques, to the latest educational advances, to the forefront of current medical techniques. All this, in first person, with the maximum rigor, explained and detailed for your assimilation and understanding. And best of all, you can watch them as many times as you want.



Interactive Summaries

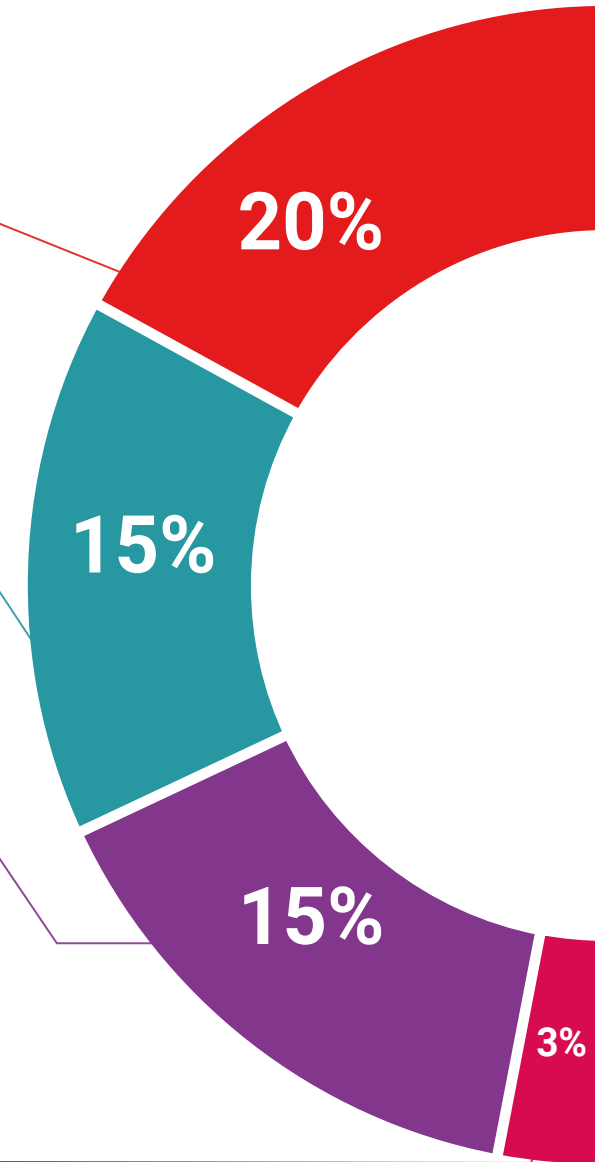
We present the contents attractively and dynamically in multimedia lessons that include audio, videos, images, diagrams, and concept maps in order to reinforce knowledge.

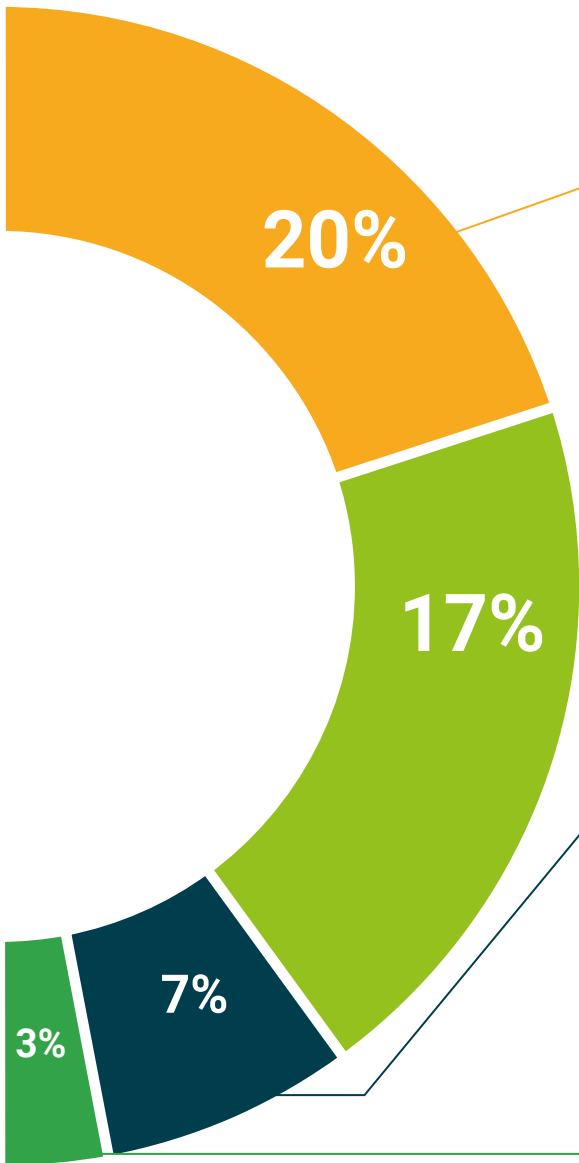
This unique multimedia content presentation training system was awarded by Microsoft as a "European Success Story".



Additional Reading

Recent articles, consensus documents, international guides. in our virtual library you will have access to everything you need to complete your training.





Expert-Led Case Studies and Case Analysis

Effective learning ought to be contextual. Therefore, we will present you with real case developments in which the expert will guide you through focusing on and solving the different situations: a clear and direct way to achieve the highest degree of understanding.



Testing & Retesting

We periodically evaluate and re-evaluate your knowledge throughout the program, through assessment and self-assessment activities and exercises: so that you can see how you are achieving your goals.



Classes

There is scientific evidence suggesting that observing third-party experts can be useful.

Learning from an expert strengthens knowledge and memory, and generates confidence in our difficult future decisions.



Quick Action Guides

We offer you the most relevant contents of the course in the form of worksheets or quick action guides. A synthetic, practical, and effective way to help you progress in your learning.



06

Certificate

Through a different and stimulating learning experience, you will be able to acquire the necessary skills to take a big step in your training. An opportunity to progress, with the support and monitoring of a modern and specialized university, which will propel you to another professional level.





Include in your qualifications a Postgraduate Certificate in Oral Cavity and Pharynx. Swallowing disorders: A highly qualified added value for any medical professional"

This **Postgraduate Certificate in Oral Cavity and Pharynx. Swallowing Disorders** is the most complete and up-to-date scientific program on the market.

After the student has passed the evaluations, they will receive their corresponding **certificate** issued by TECH - Technological University via tracked delivery.

The certificate issued by **TECH Technological University** will specify the qualification obtained through the course, and meets the requirements commonly demanded by labor exchanges, competitive examinations and professional career evaluation committees.

Title: **Postgraduate Certificate in Oral Cavity and Pharynx. Swallowing Disorders**

ECTS: **6**

Official Number of Hours: **150**



*Apostille Convention. In the event that the student wishes to have their paper diploma Apostilled, TECH EDUCATION will make the necessary arrangements to obtain it at an additional cost of €140 plus shipping costs of the Apostilled diploma.

salud futuro
confianza personas
educación información tutores
garantía acreditación enseñanza
instituciones tecnología aprendizaje
comunidad compromiso
atención personalizada innovación
conocimiento presente calidad
desarrollo web formación
aula virtual idiomas instituciones



Postgraduate Certificate
Oral Cavity and Pharynx.
Swallowing Disorders

Course Modality: Online

Duration: 2 months.

Certificate: TECH - Technological University

6 ECTS Credits

Teaching Hours: 150

Postgraduate Certificate
Oral Cavity and Pharynx.
Swallowing Disorders

