

Postgraduate Certificate

Obstructive Defecatory Syndrome



Postgraduate Certificate

Obstructive Defecatory Syndrome

- » Modality: online
- » Duration: 6 weeks
- » Certificate: TECH Global University
- » Schedule: at your own pace
- » Exams: online

Website: www.techtute.com/us/medicine/postgraduate-certificate/obstructive-defecatory-syndrome

Index

01

Introduction

p. 4

02

Objectives

p. 8

03

Course Management

p. 12

04

Structure and Content

p. 18

05

Methodology

p. 22

06

Certificate

p. 30

01

Introduction

Obstructive defecatory syndrome is the most important issue in pelvic floor pathology. This Postgraduate Certificate brings together the anatomy applied to this pathology, the etiopathogenesis to clearly and simply understand the underlying causes of this disease, the anamnesis and physical examination. A course of the highest quality, developed by the best professionals in clinical intervention and research in this exciting field of work.



“

A complete compendium of all the theoretical knowledge and practical skills that the specialist needs to intervene in cases of Obstructive Defecatory Syndrome”

The student will learn from the leading experts in this pathology, to differentiate, diagnose and perform an adequate surgical indication of rectocele, rectal prolapse, enterocele, intussusception and solitary rectal ulcer. All of this material will have a completely practical approach, with a presentation of clinical cases, discussion of imaging tests and a collection of illustrative videos with the best surgical techniques.

Technology in the surgical field evolves by leaps and bounds every year. Therefore, it is of vital importance to know the technological advances such as robotic surgery compared to laparoscopic and open surgery for the correction of these pathologies.

This **Postgraduate Certificate in Obstructive Defecatory Syndrome** contains the most complete and up-to-date scientific program on the market. Its most notable features are:

- ♦ Development of a Large Number of Case Studies Presented by Experts
- ♦ Graphic, schematic, and highly practical contents.
- ♦ The latest developments and cutting-edge advances in this field
- ♦ Practical Exercises where the self-assessment Process can be Carried Out in Order to Improve Learning
- ♦ Innovative and highly efficient methodologies
- ♦ Theoretical lessons, questions to the expert, debate forums on controversial topics, and individual reflection assignments.
- ♦ Content that is accessible from any fixed or portable device with an Internet connection.



With a practice-focused approach, through high quality audiovisual material, it will enable you to advance your skills in this field of action”

“

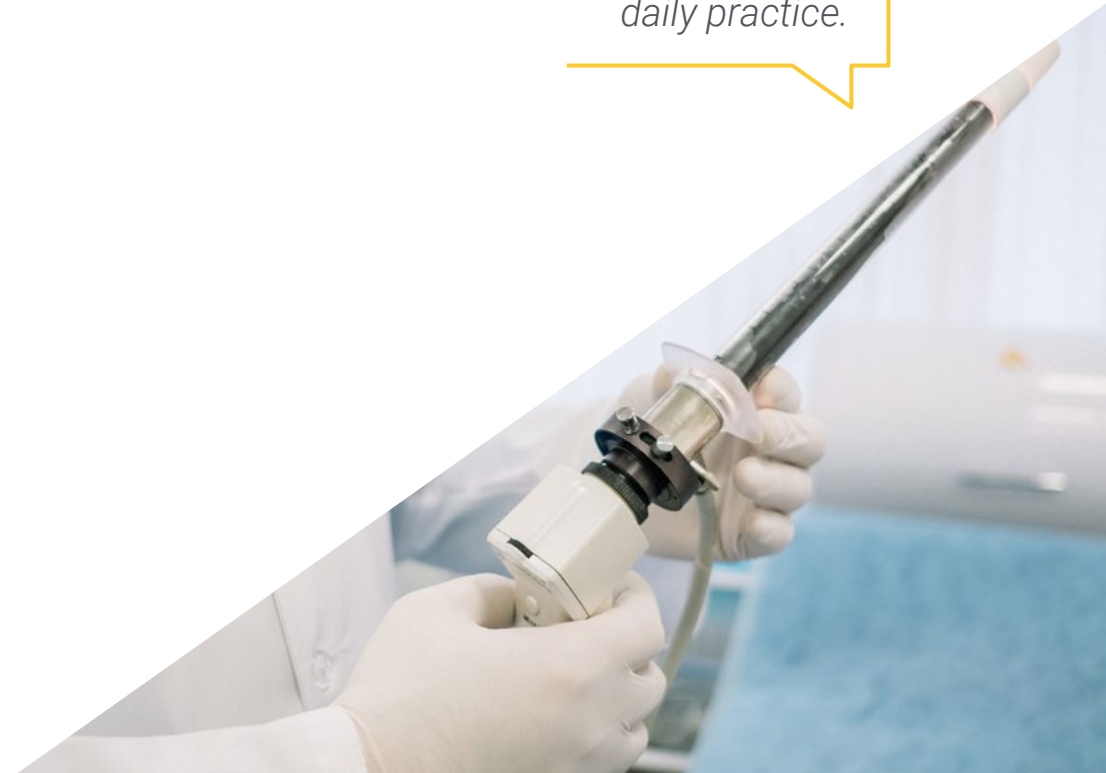
A unique Postgraduate Certificate that perfectly combines educational intensity, with the most innovative knowledge and techniques in the sector, with the flexibility that the working professional needs”

The Development of this Course is Focused on the Practice of the Proposed Theoretical Learning Through the most effective teaching systems, proven methods imported from the most prestigious universities in the world, you will be able to acquire new knowledge in a practical way. In this way, we strive to convert your efforts into real and immediate skills.

Our online system is another of the strengths of our educational proposal With an interactive platform that has the advantages of the latest technological developments, we put the most interactive digital tools at your service. This way, we can offer you a learning method that can be completely adapted to your needs, so that you can perfectly balance this educational program with your personal or professional life.

A path to achieve education and professional growth that will propel you towards a greater level of competitiveness in the labor market.

A program designed to allow you to implement the knowledge that you acquire almost immediately in your daily practice.



02

Objectives

The objective of this program is to offer medical professionals a path to specialization in Obstructive Defecatory Syndrome which includes all the most relevant and up-to-date aspects in this field. A complete course that will help you acquire advanced knowledge, expertise, and skills for routine clinical practice, or to keep up to date with the latest developments in this field. A practical and effective way to keep you at the forefront of a constantly evolving profession.





“

Learn with the best teachers and educational resources in the market, to differentiate, diagnose and perform an adequate surgical indication of rectocele, rectal prolapse, enterocele, intussusception and solitary rectal ulcer”.

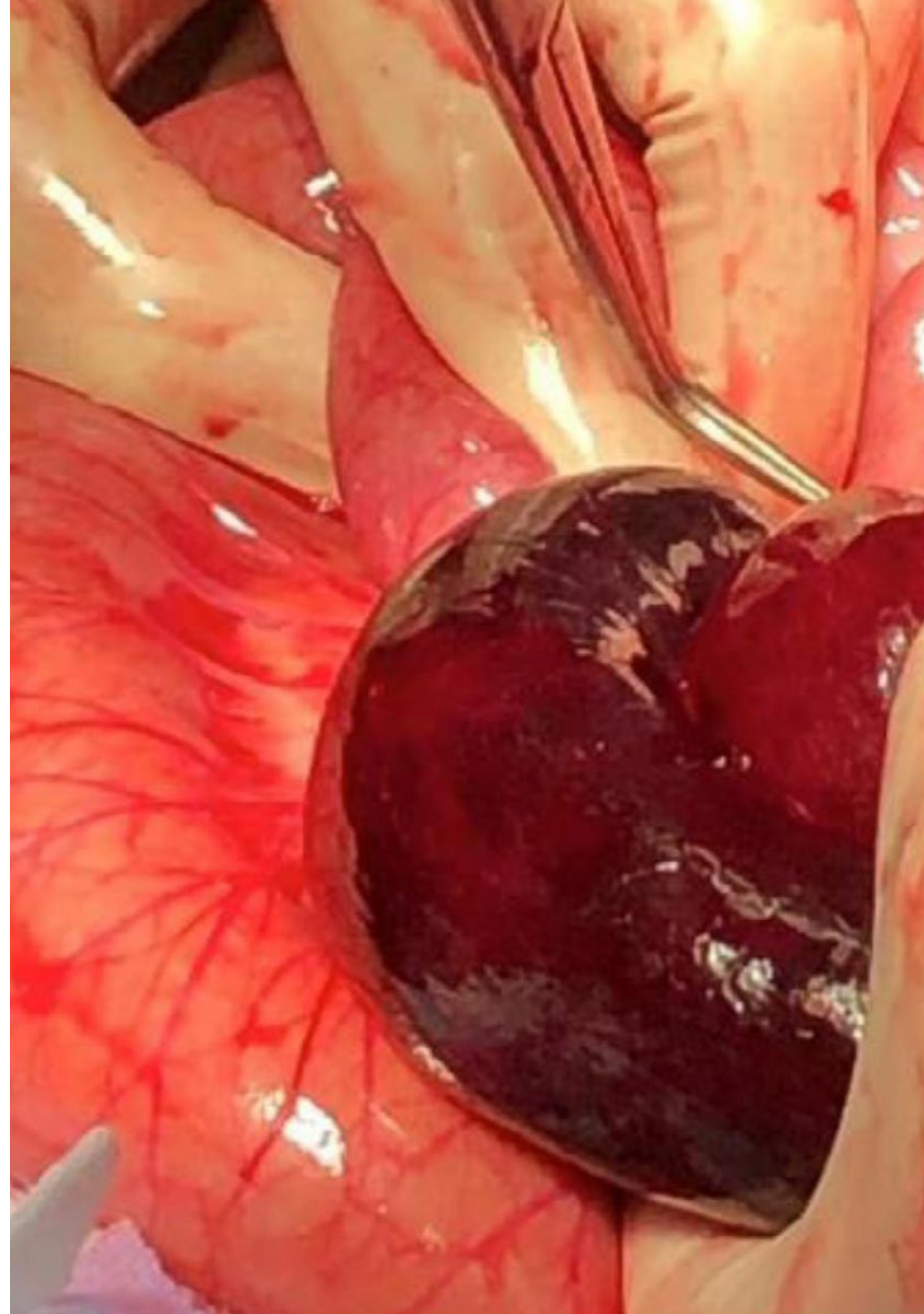


General Objectives

- Delve into the knowledge of proctology and pelvic floor, with the aim of acquiring the necessary skills of anamnesis, physical examination and interpretation of complementary tests focused on mental algorithms of diagnosis and subsequent successful surgical indication of the pathologies that comprise this field of surgery.
- Identify and learn the treatments and surgical techniques used for each type of proctology and pelvic floor pathology

“

Measurable and achievable objectives, which are supported by a stimulating and highly effective work system”





Specific Objectives

- ◆ Review the anatomy, etiopathogenesis and clinical history of obstructive defecatory syndrome.
- ◆ Acquire in-depth knowledge of the different surgical reparative techniques of the pelvic floor and their functional and organic results.
- ◆ Develop an up-to-date outline of the diagnosis and treatment of rectal prolapse, rectocele, and enterocele.
- ◆ Identify perineal eventration and evisceration with its different therapeutic management.
- ◆ Interpret complementary and radiological pelvic floor tests and learn how to use them rationally.
- ◆ Learn about new technologies for treatment, such as robotic platforms.

03

Course Management

The teaching staff includes renowned specialists who have carefully prepared the teaching material with special attention to high-quality, reproducible, practical content. Experts in different fields of clinical care and practice, all of them experienced in teaching and research and with management knowledge, will offer you a broad, systematic, and realistic vision of the complexity of this field, putting their real and up-to-date experience at your service.



“

A faculty chosen from among the most qualified professionals in the sector, with extensive experience in this field of work, will teach you from real, extensive, and up-to-date experience in proctology”

International Guest Director

Dr. Shehebar is a double board certified surgeon specializing in colon and rectal surgery. He received his undergraduate degree in Anthropology from New York University and then earned his medical degree from Tel Aviv University Sackler School of Medicine. Subsequently, Dr. Shehebar completed his residency in General Surgery at Montefiore Medical Center/Albert Einstein College of Medicine in the Bronx, New York.

Dr. Shehebar continued his education with a fellowship in Colon and Rectal Surgery at St. Luke's-Roosevelt Hospital Center of Columbia University College of Physicians and Surgeons in New York City. He obtained a highly specialized skill set in the treatment of benign and malignant diseases of the colon, rectum and anus and received training in advanced laparoscopic and robotic surgical techniques.

Dr. Shehebar is actively involved in the training of General Surgery residents at NYU Langone Hospital - Brooklyn. His clinical and research interests include the care of patients with inflammatory bowel disease (IBD), diverticulitis, advanced colon and rectal cancers, and complex anorectal diseases, and he approaches them all in a minimally invasive manner. He also performs screening and therapeutic colonoscopies. Dr. Shehebar has contributed to several peer-reviewed articles and has authored several chapters in well-known medical textbooks on gastrointestinal disorders.

Dr. Shehebar is a Fellow of the American College of Surgeons, the American Society of Colon and Rectal Surgeons and the New York Society of Colon and Rectal Surgeons.



Dr. A. Shehebar, Josef

- Chief of the Colorectal Surgery Unit, NYU Langone Hospital-Brooklyn
- Specialist in advanced colon and rectal cancers, inflammatory bowel disease, diverticulitis and complex anorectal diseases
- B.A. in Anthropology, New York University
- M.D. from Tel Aviv University
- Fellowship in Colon and Rectal Surgery at St. Luke's Roosevelt Hospital Center, Columbia University

“

Thanks to TECH you will be able to learn with the best professionals in the world"

Management



Dr. León Arellano, Miguel

- ◆ Specialist in General and Digestive System Surgery, Coloproctology Unit, at the Fundación Jiménez Díaz University Hospital, Madrid.
- ◆ Resident Physician in General and Digestive System Surgery at La Paz Hospital. Madrid
- ◆ Specialist in General and Digestive System Surgery at IMED Elche Hospital and IMED Levante Hospital.
- ◆ Professional Master's Degree in Colorectal and Pelvic Floor Surgery. University of Zaragoza
- ◆ Doctor from the Autonomous University of Madrid
- ◆ External work rotations: Memorial Sloan Kettering Cancer Center, Colorectal Unit, New York USA. University Hospital of Geneva, Coloproctology Unit, Geneva, Switzerland
- ◆ Member of the European Society of Coloproctology, Spanish Association of Coloproctology, Spanish Association of Surgeons, and Madrid Association of Surgeons.



Professors

Dr. Ortega López, Mario

- ◆ Specialist in General and Digestive, Neck and Breast Surgery at the University Hospital Fundación Jiménez Díaz.
- ◆ FEA at the San Carlos Clinical Hospital in the Coloproctology Unit.
- ◆ Assistant Physician of General and Digestive Surgery at the General Hospital of Segovia.
- ◆ Collaborating Physician in Practical Teaching in the Coloproctology Unit of the General and Digestive Surgery Service at the San Carlos Clinical University Hospital in Madrid and at the Jiménez Díaz Foundation University Hospital in Madrid.
- ◆ Professor in General Surgery and Coloproctology courses.
- ◆ Doctor in General and Digestive Surgery by the Complutense University of Madrid.
- ◆ Postgraduate Diploma in Management and Use of Minimally Invasive Techniques by the Complutense University of Madrid
- ◆ Member of the Board of Directors of the Spanish Association of Coloproctology.

Dr. Valverde Núñez, Ignacio

- ◆ Head of the Coloproctology and Colorectal Surgery Unit of the Hospital General Universitario de Villalba.
- ◆ Specialist in General Surgery at the Hospital La Paz of Madrid
- ◆ Specialist in General Surgery at La Princesa Hospital, Madrid
- ◆ Specialist in Colorectal Surgery and Coloproctology at St. Mark's & Northwick Park Hospital (NWLH Trust) in London.
- ◆ Doctor of Medicine, Rey Juan Carlos University, Madrid.
- ◆ Degree in Medicine from the Autonomous University Madrid.
- ◆ Postgraduate Diploma in Colorectal Surgery, Inflammatory Bowel Disease and Proctology at St. Mark's Hospital in London.
- ◆ Fellow of the European Board of Coloproctology

04

Structure and Content

Our Postgraduate Certificate offers unique elements, such as a practical approach to the topics covered, with clinical cases, management algorithms, and high-quality multimedia material to transmit knowledge in a comprehensive, dynamic, active, and captivating manner. The structure of the contents has been designed by a team of professionals who are aware of the relevance of up-to-date education in order to advance in medical practice safely and competitively, and to practice your profession with the excellence that only the highest-quality educational program can provide.






“

A comprehensive educational program developed through the best selection of multimedia contents, which will allow you to delve into the clinical-surgical practice safely and comfortably"

Module 1. Obstructive Defecatory Syndrome

- 1.1. Anatomy and Components
- 1.2. Etiopathogenesis
- 1.3. Medical History, Lifestyle Questionnaires, and Physical Examination
- 1.4. Rectocele
- 1.5. Rectal Prolapse
- 1.6. Enterocele
- 1.7. Intussusception and Solitary Rectal Ulceration
- 1.8. Perineal Evisceration and Eventration
- 1.9. Evacuatory Dysfunction
- 1.10. Complementary and Radiological Tests
- 1.11. Robotic and Laparoscopic Pelvic Floor Surgery





“ *A unique, key and decisive educational experience to boost your professional development that will put you at the forefront of the professional world*”

05 Methodology

This academic program offers students a different way of learning. Our methodology uses a cyclical learning approach: **Relearning**.

This teaching system is used, for example, in the most prestigious medical schools in the world, and major publications such as the **New England Journal of Medicine** have considered it to be one of the most effective.



“

Discover Relearning, a system that abandons conventional linear learning, to take you through cyclical teaching systems: a way of learning that has proven to be extremely effective, especially in subjects that require memorization”

At TECH, we use the Case Method

What should a professional do in a given situation? Throughout the program, students will face multiple simulated clinical cases, based on real patients, in which they will have to do research, establish hypotheses, and ultimately resolve the situation. There is an abundance of scientific evidence on the effectiveness of the method. Specialists learn better, faster, and more sustainably over time.

With TECH you will experience a way of learning that is shaking the foundations of traditional universities around the world.



According to Dr. Gérvas, the clinical case is the annotated presentation of a patient, or group of patients, which becomes a “case”, an example or model that illustrates some peculiar clinical component, either because of its teaching power or because of its uniqueness or rarity. It is essential that the case is based on current professional life, trying to recreate the real conditions in the physician’s professional practice.

“

Did you know that this method was developed in 1912, at Harvard, for law students? The case method consisted of presenting students with real-life, complex situations for them to make decisions and justify their decisions on how to solve them. In 1924, Harvard adopted it as a standard teaching method.

The effectiveness of the method is justified by four fundamental achievements:

1. Students who follow this method not only achieve the assimilation of concepts, but also a development of their mental capacity, through exercises that assess real situations and the application of knowledge.
2. Learning is solidly translated into practical skills that allow the student to better integrate into the real world.
3. Ideas and concepts are understood more efficiently, given that the example situations are based on real-life.
4. Students like to feel that the effort they put into their studies is worthwhile. This then translates into a greater interest in learning and more time dedicated to working on the course.



Relearning Methodology

TECH effectively combines the Case Study methodology with a 100% online learning system based on repetition, which combines 8 different teaching elements in each lesson.

We enhance the Case Study with the best 100% online teaching method: Relearning.

Professionals will learn through real cases and by resolving complex situations in simulated learning environments. These simulations are developed using state-of-the-art software to facilitate immersive learning.



At the forefront of world teaching, the Relearning method has managed to improve the overall satisfaction levels of professionals who complete their studies, with respect to the quality indicators of the best online university (Columbia University).

With this methodology, more than 250,000 physicians have been prepared with unprecedented success in all clinical specialties regardless of surgical load. Our educational methodology is developed in a highly competitive environment, with a university student body with a strong socioeconomic profile and an average age of 43.5 years old.

Relearning will allow you to learn with less effort and better performance, involving you more in your specialization, developing a critical mindset, defending arguments, and contrasting opinions: a direct equation to success.

In our program, learning is not a linear process, but rather a spiral (learn, unlearn, forget, and re-learn). Therefore, we combine each of these elements concentrically.

The overall score obtained by TECH's learning system is 8.01, according to the highest international standards.



This program offers the best educational material, prepared with professionals in mind:



Study Material

All teaching material is produced by the specialists who teach the course, specifically for the course, so that the teaching content is highly specific and precise.

These contents are then adapted in audiovisual format, to create the TECH online working method. All this, with the latest techniques that offer high-quality pieces in each and every one of the materials that are made available to the student.



Surgical Techniques and Procedures on Video

TECH introduces students to the latest techniques, the latest educational advances and to the forefront of current medical techniques. All of this in direct contact with students and explained in detail so as to aid their assimilation and understanding. And best of all, you can watch the videos as many times as you like.



Interactive Summaries

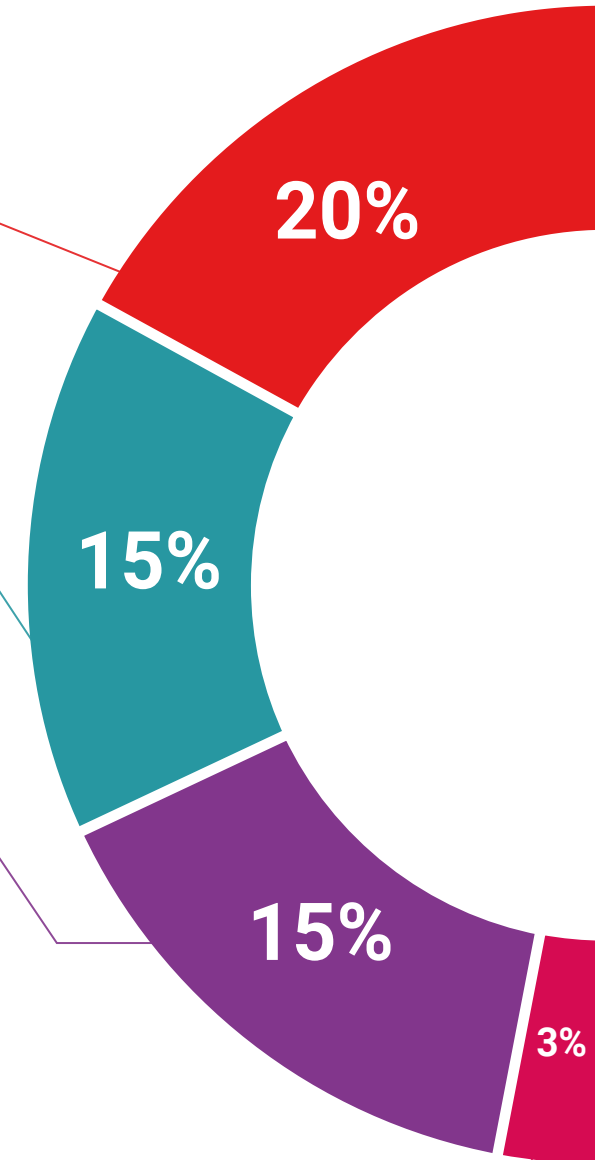
The TECH team presents the contents attractively and dynamically in multimedia lessons that include audio, videos, images, diagrams, and concept maps in order to reinforce knowledge.

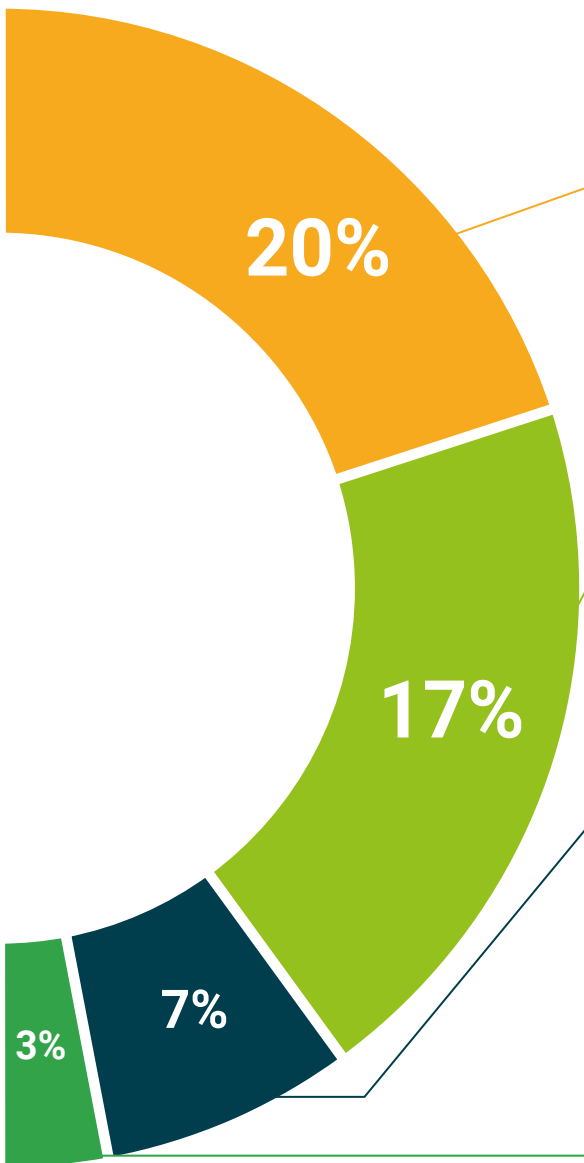
This exclusive educational system for presenting multimedia content was awarded by Microsoft as a "European Success Story".



Additional Reading

Recent articles, consensus documents and international guidelines, among others. In TECH's virtual library, students will have access to everything they need to complete their course.





Expert-Led Case Studies and Case Analysis

Effective learning ought to be contextual. Therefore, TECH presents real cases in which the expert will guide students, focusing on and solving the different situations: a clear and direct way to achieve the highest degree of understanding.



Testing & Retesting

We periodically assess and re-assess students' knowledge throughout the program, through assessment and self-assessment activities and exercises, so that they can see how they are achieving their goals.



Classes

There is scientific evidence on the usefulness of learning by observing experts. The system known as Learning from an Expert strengthens knowledge and memory, and generates confidence in future difficult decisions.



Quick Action Guides

TECH offers the most relevant contents of the course in the form of worksheets or quick action guides. A synthetic, practical and effective way to help students progress in their learning.



06 Certificate

The Postgraduate Certificate in Obstructive Defecatory Syndrome guarantees students, in addition to the most rigorous and up-to-date education, access to a Postgraduate Certificate issued by TECH Technological University.



“

Successfully complete this program and receive your university qualification without having to travel or fill out laborious paperwork”

This **Postgraduate Certificate in Obstructive Defecatory Syndrome** contains the most complete and up-to-date scientific program on the market.

After the student has passed the assessments, they will receive their corresponding **Postgraduate Certificate** issued by **TECH Technological University via tracked delivery**.

The diploma issued by **TECH Technological University** will reflect the qualification obtained in the Postgraduate Certificate, and meets the requirements commonly demanded by labor exchanges, competitive examinations and professional career evaluation committees.

Title: **Postgraduate Certificate in Obstructive Defecatory Syndrome**

Official N° of Hours: **150 h.**



*Apostille Convention. In the event that the student wishes to have their paper diploma issued with an apostille, TECH EDUCATION will make the necessary arrangements to obtain it, at an additional cost.



Postgraduate Certificate

Obstructive Defecatory Syndrome

- » Modality: online
- » Duration: 6 weeks
- » Certificate: TECH Global University
- » Schedule: at your own pace
- » Exams: online

Postgraduate Certificate

Obstructive Defecatory Syndrome

