

Postgraduate Certificate Midfoot Pathologies





Postgraduate Certificate Midfoot Pathologies

- » Modality: online
- » Duration: 6 weeks
- » Certificate: TECH Technological University
- » Schedule: at your own pace
- » Exams: online

Website: www.techtute.com/us/medicine/postgraduate-certificate/midfoot-pathologies

Index

01

Introduction

p. 4

02

Objectives

p. 8

03

Course Management

p. 12

04

Structure and Content

p. 16

05

Methodology

p. 20

06

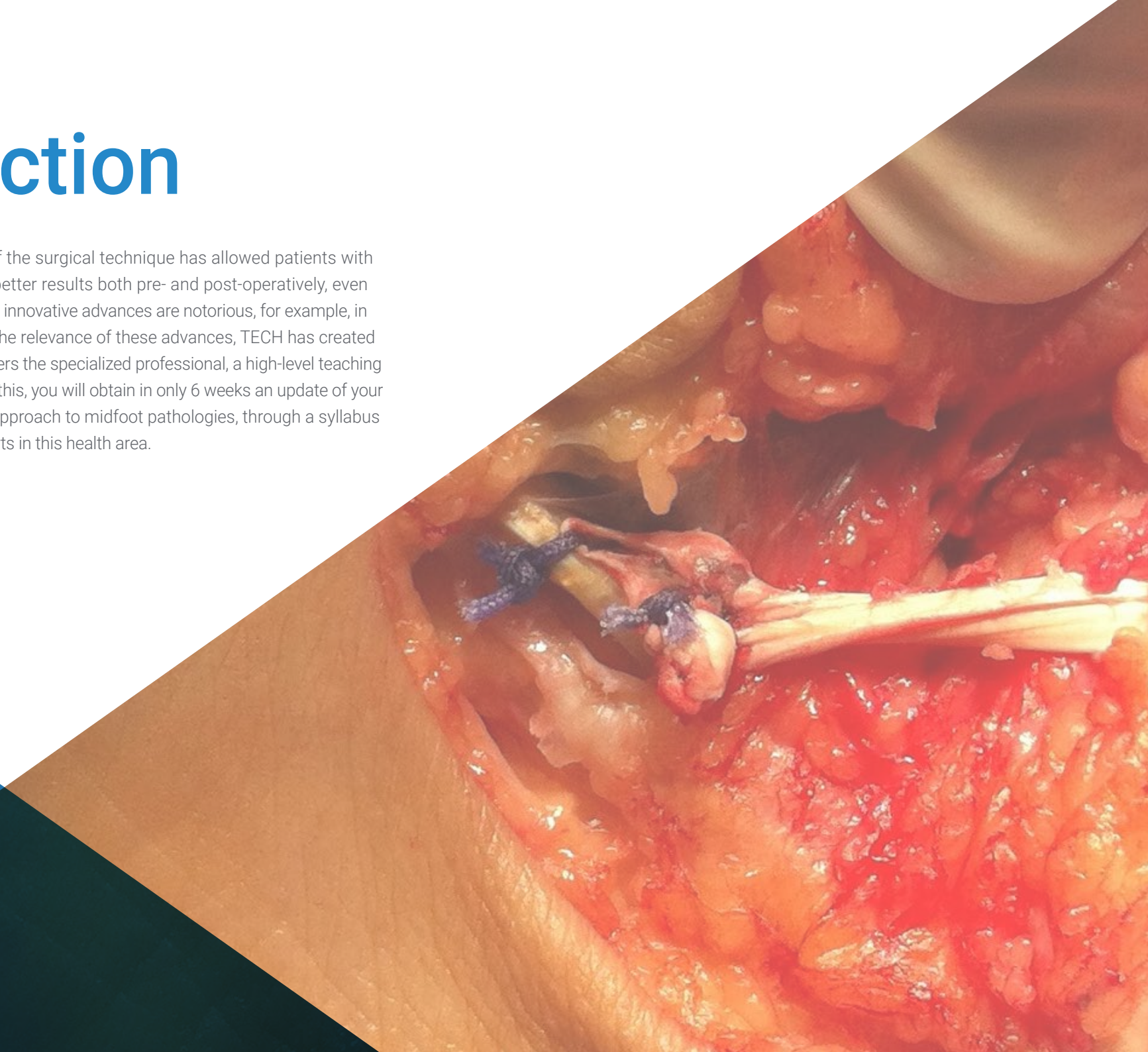
Certificate

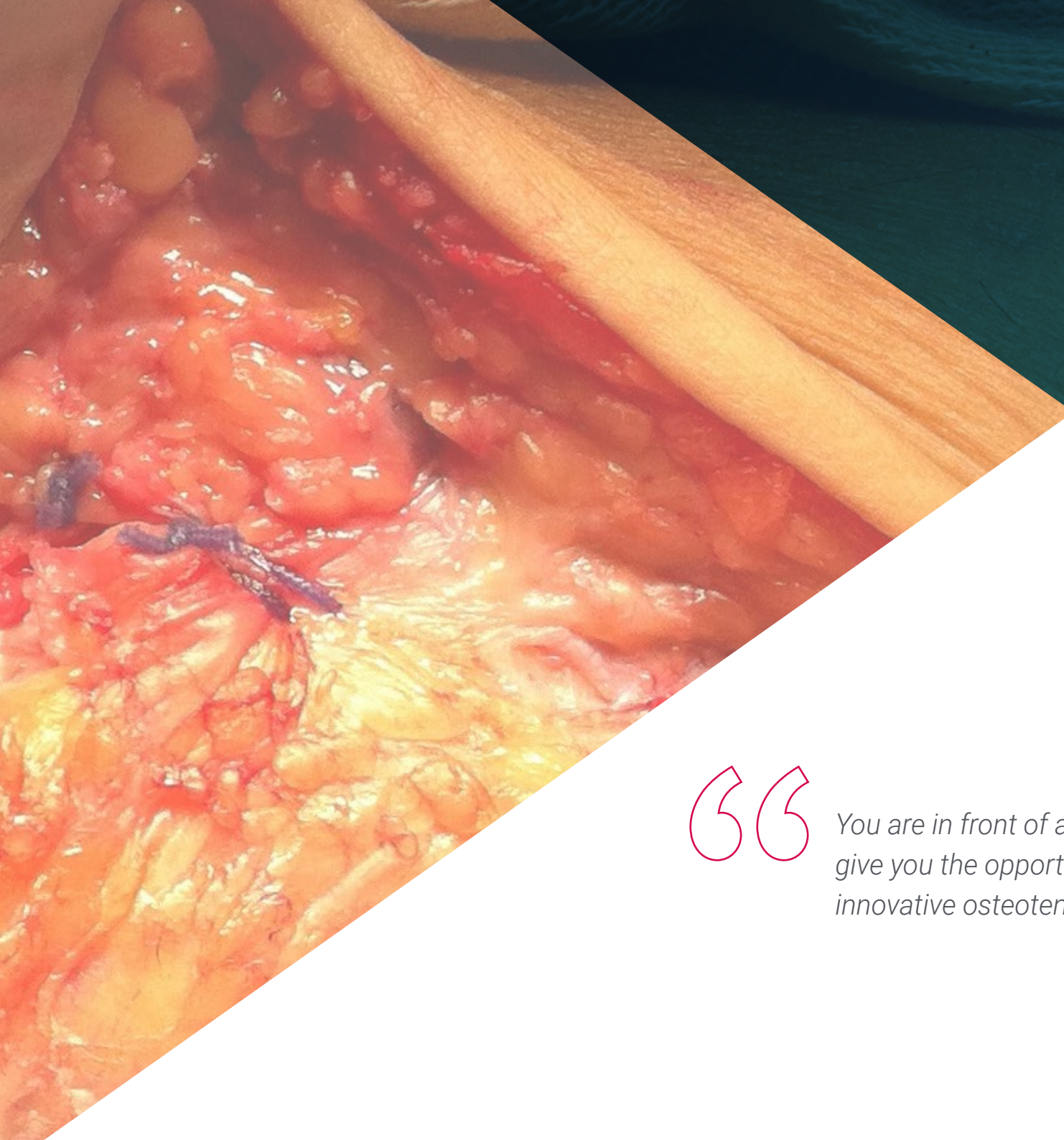
p. 28

01

Introduction

In recent years the improvement of the surgical technique has allowed patients with midfoot pathologies to see much better results both pre- and post-operatively, even reducing recovery times. All of these innovative advances are notorious, for example, in osteotendinous techniques. Given the relevance of these advances, TECH has created this 100% online program, which offers the specialized professional, a high-level teaching with multimedia content. Thanks to this, you will obtain in only 6 weeks an update of your knowledge on the comprehensive approach to midfoot pathologies, through a syllabus taught by an excellent team of experts in this health area.





“

You are in front of a Postgraduate Certificate that will give you the opportunity to be updated in the most innovative osteotendinous surgical techniques"

The pathologies at midfoot level, directly and indirectly related to forefoot and rearfoot problems, have reinforced the diagnostics and associated therapeutics. Two key aspects, which have also improved in recent years thanks to advances in the technique used during the intervention, as well as in the equipment used to establish an adequate opinion.

In this scenario of improvement and innovation, the specialized professional is obliged to be constantly updating his knowledge in order to offer the patient the most effective treatments in frequent pathologies such as flat feet or less common ones such as Müller Weiss syndrome. That is why TECH has created this university program, taught in 100% online mode, through an excellent team of professionals specialized in Foot and Ankle Surgery.

A program, which in just six weeks will lead the specialist to keep up to date on the main problems at the level of the foot out, flatfoot, fractures of the tarsometatarsal joint or osteoarthritis. This will be possible thanks to multimedia teaching resources (video summaries, videos in detail), essential readings and simulations of real cases.

A syllabus with a theoretical-practical approach that will allow you to be aware, based on scientific evidence, of the current approach to patients treated by the latest osteotendinous surgical techniques. In addition, the *Relearning* method will reduce the long hours of study and memorization, while advancing through the syllabus in a much more agile way.

TECH therefore offers the medical professional an excellent opportunity to keep abreast of developments in Midfoot Pathologies, through a university program, which can be taken comfortably, whenever and wherever you want. You only need an electronic device with Internet connection to access, at any time, the content hosted on the virtual platform. This flexibility is ideal for those who want to combine their personal responsibilities with a high-level Postgraduate Certificate course.

This **Postgraduate Certificate in Midfoot Pathologies** contains the most complete and up-to-date scientific program on the market. The most important features include:

- ◆ Practical cases presented by experts in medicine
- ◆ The graphic, schematic, and practical contents with which they are created, provide scientific and practical information on the disciplines that are essential for professional practice
- ◆ The practical exercises where the self-evaluation process can be carried out to improve learning
- ◆ Its special emphasis on innovative methodologies
- ◆ Theoretical lessons, questions to the expert, debate forums on controversial topics, and individual reflection assignments
- ◆ Content that is accessible from any fixed or portable device with an Internet connection



In just 6 weeks you will get to be aware of the surgical advances in the comprehensive approach to the patient with midfoot pathologies"

“

Learn about the latest advances in the treatments used in syndromes such as Müller Weiss and the improvement of the surgical techniques used"

The program's teaching staff includes professionals from the sector who contribute their work experience to this educational program, as well as renowned specialists from leading societies and prestigious universities.

Its multimedia content, developed with the latest educational technology, will allow the professional a situated and contextual learning, that is, a simulated environment that will provide an immersive training programmed to train in real situations.

The design of this program focuses on problem-based learning, through which the professional must try to solve the different professional practice situations that arise during the academic year. For this purpose, the student will be assisted by an innovative interactive video system created by renowned experts.

No attendance, no sessions with fixed schedules. This program gives the flexibility that professionals need to pursue a Postgraduate Certificate.

You will get an update on the different midfoot pathologies and the pre and postoperative processes.



02 Objectives

Technical advances in the approach to midfoot pathologies make it essential for medical professionals to update their knowledge. With this in mind, this 100% online university program has been created, which offers through quality multimedia resources and case studies, a content that will lead the specialist to enhance their skills and abilities in the comprehensive treatment of patients with midfoot problems.





“

You will achieve your objectives of updating your knowledge thanks to the innovative didactic material and an excellent team of professionals specialized in the treatment of midfoot pathologies”



General Objectives

- ◆ Approach midfoot pathology in a comprehensive manner
- ◆ Assess the main causes in the clinical history and physical examination
- ◆ Compile the complementary tests and possible pre-treatment studies
- ◆ Develop treatment algorithms and description of current surgical techniques



The case studies provided in this program will give you a practical and close-up view of the existing complications in interventions with patients suffering from Midfoot pathologies"





Specific Objectives

- ◆ Develop European guidelines and those of the most important societies, as well as update the literature and articles of interest
- ◆ Compile the topographic anatomy, as well as the osteoarticular anatomy for correct anamnesis
- ◆ Specify the surgical indications and their decision algorithm
- ◆ Establish contraindications as well as special situations
- ◆ Review the main approaches used in open surgery as well as minimally invasive surgery
- ◆ Develop the main surgical techniques, material used and “*tips & tricks*”
- ◆ Analyze the most frequent complications and how to avoid them

03

Course Management

In order to offer the professional the highest quality and rigorous content of this program, TECH has rigorously selected specialists in Foot and Ankle Surgery and Traumatology, which integrate this program. Under this philosophy has developed the agenda of this Postgraduate Certificate, which shows the extensive knowledge of the faculty on the surgical approach to the pathologies of the midfoot. Additionally, its proximity will allow to solve at any time, the doubts that may arise about the concepts covered in this program.



ALH

CVRT
SL 0,2

“

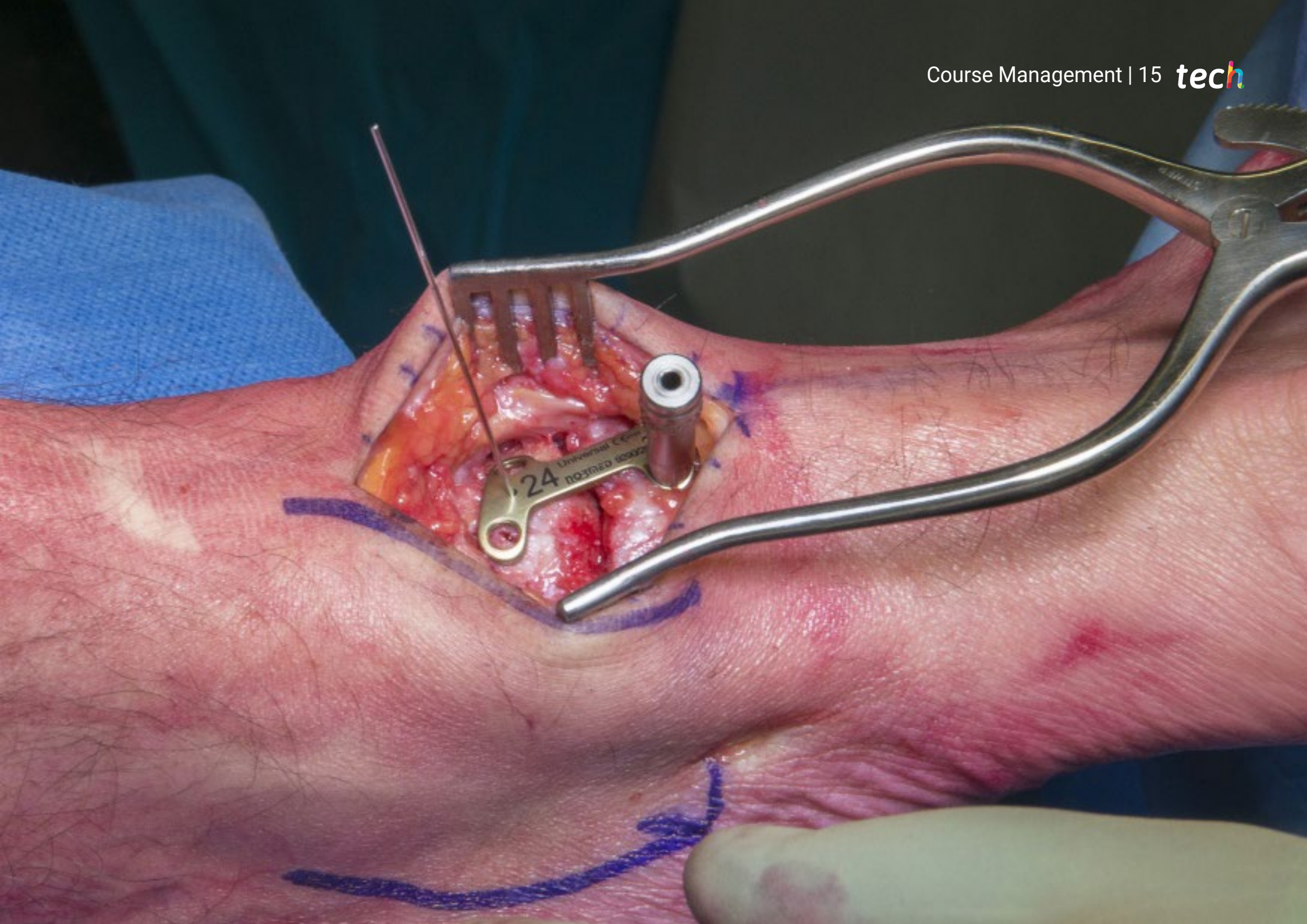
TECH has assembled an excellent teaching team specialized in Traumatology and Foot and Ankle Surgery. They will be responsible for bringing you closer to the latest developments in this field"

Management



Dr. Pacheco Gutiérrez, Victor Alexander

- ◆ Surgeon Specialist in Orthopedics and Sports Medicine at the Dr. Sulaiman Al Habib Hospital in Dubai
- ◆ Medical advisor for baseball, boxing and cycling teams
- ◆ Specialty in Orthopedics and Traumatology
- ◆ Degree in Medicine
- ◆ Sports Medicine Fellowship in Sportsmed
- ◆ Member of the American Academy of Orthopedic Surgeons



04

Structure and Content

The syllabus of this program has been designed so that, throughout this academic course, the specialist obtains a complete update on the different pathologies that affect the midfoot. Therefore, with a syllabus with a theoretical-practical vision that will take you into the scientific evidence and clinical experience of the current approach with the most innovative osteotendinous surgical techniques. The library of multimedia resources will complement the advanced content to which you will have access 24 hours a day, from any device with Internet connection.

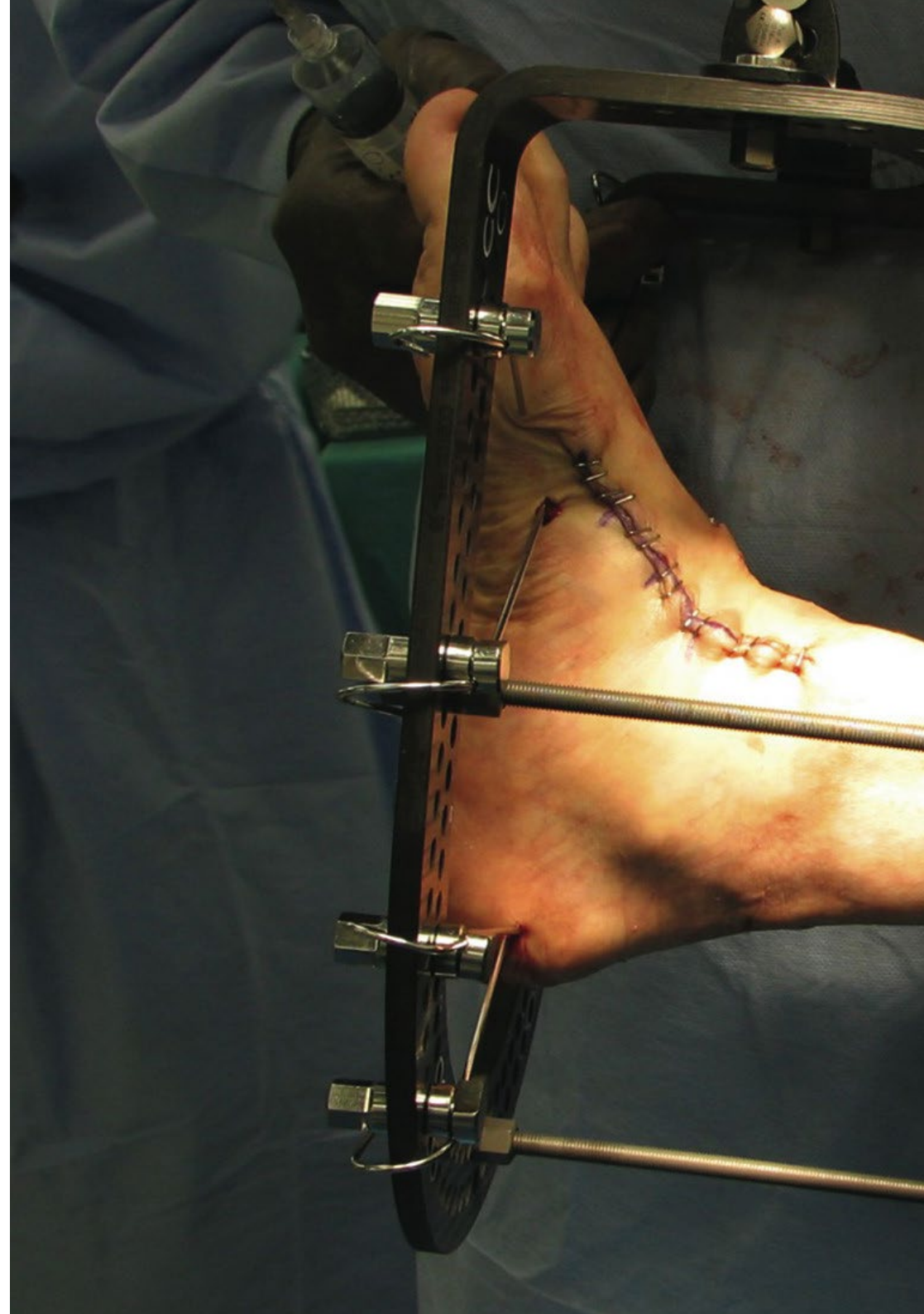




“ You are before a program that will allow you to update your knowledge through a method that reduces the hours of memorization and study”

Module 1. Midfoot Pathologies

- 1.1. Lapidus Arthrodesis
 - 1.1.1. Anatomy
 - 1.1.2. Literature Review
 - 1.1.3. Indications- Contraindications
 - 1.1.4. Surgical Technique
 - 1.1.5. Post-Operative
- 1.2. Osteoarthritis of the Tarsometatarsal Joint
 - 1.2.1. Anatomy
 - 1.2.2. Literature Review
 - 1.2.3. Indications- Contraindications
 - 1.2.4. Surgical Technique
 - 1.2.5. Post-Operative
- 1.3. Fractures of the Tarsometatarsal Joint
 - 1.3.1. Anatomy
 - 1.3.2. Literature Review
 - 1.3.3. Preoperative Planning
 - 1.3.4. Boarding Routes
 - 1.3.5. Surgical Technique
 - 1.3.6. Post-Operative
- 1.4. Stress Fracture and Pseudoarthrosis of the Tarsal Navicular
 - 1.4.1. Anatomy
 - 1.4.2. Boarding Routes
 - 1.4.3. Surgical Technique
 - 1.4.4. Post-Operative
- 1.5. Cuboid Fracture
 - 1.5.1. Anatomy
 - 1.5.2. Boarding Routes
 - 1.5.3. Surgical Technique
 - 1.5.4. Post-Operative





- 1.6. Fractures of the Proximal Segment of the Fifth Metatarsal
 - 1.6.1. Anatomy
 - 1.6.2. Literature Review
 - 1.6.3. Surgical Technique
 - 1.6.4. Pseudarthrosis - Surgical Treatment
 - 1.6.5. Post-Operative
- 1.7. Müller-Weiss Syndrome
 - 1.7.1. Literature Review
 - 1.7.2. Indications
 - 1.7.3. Contraindications
 - 1.7.4. Surgical Technique
 - 1.7.5. Post-Operative
- 1.8. Scaphoid-Astragalar Osteoarthritis
 - 1.8.1. Anatomy
 - 1.8.2. Literature Review
 - 1.8.3. Surgical Technique
 - 1.8.4. Pseudarthrosis - Surgical Treatment
 - 1.8.5. Post-Operative
- 1.9. Charcot Neuropathy
 - 1.9.1. Charcot Neuropathy
 - 1.9.2. Indications- Contraindications
 - 1.9.3. Preoperative Planning
 - 1.9.4. Surgical Technique
 - 1.9.5. Complications
- 1.10. Treatment of Sequelae
 - 1.10.1. Acute Infection
 - 1.10.2. Chronic Infection
 - 1.10.3. Skin Defects
 - 1.10.4. Pseudarthrosis

05

Methodology

This academic program offers students a different way of learning. Our methodology uses a cyclical learning approach: **Relearning**.

This teaching system is used, for example, in the most prestigious medical schools in the world, and major publications such as the **New England Journal of Medicine** have considered it to be one of the most effective.



“

Discover Relearning, a system that abandons conventional linear learning, to take you through cyclical teaching systems: a way of learning that has proven to be extremely effective, especially in subjects that require memorization"

At TECH we use the Case Method

What should a professional do in a given situation? Throughout the program, students will face multiple simulated clinical cases, based on real patients, in which they will have to do research, establish hypotheses, and ultimately resolve the situation. There is an abundance of scientific evidence on the effectiveness of the method. Specialists learn better, faster, and more sustainably over time.

With TECH you will experience a way of learning that is shaking the foundations of traditional universities around the world.



According to Dr. Gérvas, the clinical case is the annotated presentation of a patient, or group of patients, which becomes a "case", an example or model that illustrates some peculiar clinical component, either because of its teaching power or because of its uniqueness or rarity. It is essential that the case is based on current professional life, trying to recreate the real conditions in the physician's professional practice.

“

Did you know that this method was developed in 1912, at Harvard, for law students? The case method consisted of presenting students with real-life, complex situations for them to make decisions and justify their decisions on how to solve them. In 1924, Harvard adopted it as a standard teaching method”

The effectiveness of the method is justified by four fundamental achievements:

1. Students who follow this method not only achieve the assimilation of concepts, but also a development of their mental capacity, through exercises that evaluate real situations and the application of knowledge.
2. Learning is solidly translated into practical skills that allow the student to better integrate into the real world.
3. Ideas and concepts are understood more efficiently, given that the example situations are based on real-life.
4. Students like to feel that the effort they put into their studies is worthwhile. This then translates into a greater interest in learning and more time dedicated to working on the course.



Relearning Methodology

At TECH we enhance the case method with the best 100% online teaching methodology available: Relearning.

This university is the first in the world to combine the study of clinical cases with a 100% online learning system based on repetition, combining a minimum of 8 different elements in each lesson, a real revolution with respect to the mere study and analysis of cases.

Professionals will learn through real cases and by resolving complex situations in simulated learning environments. These simulations are developed using state-of-the-art software to facilitate immersive learning.



At the forefront of world teaching, the Relearning method has managed to improve the overall satisfaction levels of professionals who complete their studies, with respect to the quality indicators of the best online university (Columbia University).

With this methodology, more than 250,000 physicians have been trained with unprecedented success in all clinical specialties regardless of surgical load. Our pedagogical methodology is developed in a highly competitive environment, with a university student body with a strong socioeconomic profile and an average age of 43.5 years old.

Relearning will allow you to learn with less effort and better performance, involving you more in your specialization, developing a critical mindset, defending arguments, and contrasting opinions: a direct equation to success.

In our program, learning is not a linear process, but rather a spiral (learn, unlearn, forget, and re-learn). Therefore, we combine each of these elements concentrically.

The overall score obtained by TECH's learning system is 8.01, according to the highest international standards.



This program offers the best educational material, prepared with professionals in mind:



Study Material

All teaching material is produced by the specialists who teach the course, specifically for the course, so that the teaching content is highly specific and precise.

These contents are then applied to the audiovisual format, to create the TECH online working method. All this, with the latest techniques that offer high quality pieces in each and every one of the materials that are made available to the student.



Surgical Techniques and Procedures on Video

TECH introduces students to the latest techniques, the latest educational advances and to the forefront of current medical techniques. All of this in direct contact with students and explained in detail so as to aid their assimilation and understanding. And best of all, you can watch the videos as many times as you like.



Interactive Summaries

The TECH team presents the contents attractively and dynamically in multimedia lessons that include audio, videos, images, diagrams, and concept maps in order to reinforce knowledge.

This exclusive educational system for presenting multimedia content was awarded by Microsoft as a "European Success Story".



Additional Reading

Recent articles, consensus documents and international guidelines, among others. In TECH's virtual library, students will have access to everything they need to complete their course.





Expert-Led Case Studies and Case Analysis

Effective learning ought to be contextual. Therefore, TECH presents real cases in which the expert will guide students, focusing on and solving the different situations: a clear and direct way to achieve the highest degree of understanding.



Testing & Retesting

We periodically evaluate and re-evaluate students' knowledge throughout the program, through assessment and self-assessment activities and exercises, so that they can see how they are achieving their goals.



Classes

There is scientific evidence on the usefulness of learning by observing experts. The system known as Learning from an Expert strengthens knowledge and memory, and generates confidence in future difficult decisions.



Quick Action Guides

TECH offers the most relevant contents of the course in the form of worksheets or quick action guides. A synthetic, practical, and effective way to help students progress in their learning.



06 Certificate

The Postgraduate Certificate in Midfoot Pathologies guarantees students, in addition to the most rigorous and up-to-date education, access to a Postgraduate Certificate issued by TECH Technological University.



“

Successfully complete this program and receive your university qualification without having to travel or fill out laborious paperwork"

This **Postgraduate Certificate in Midfoot Pathologies** contains the most complete and up-to-date scientific on the market.

After the student has passed the assessments, they will receive their corresponding **Postgraduate Certificate** issued by **TECH Technological University** via tracked delivery*.

The diploma issued by **TECH Technological University** will reflect the qualification obtained in the Postgraduate Certificate, and meets the requirements commonly demanded by labor exchanges, competitive examinations, and professional career evaluation committees.

Title: **Postgraduate Certificate in Midfoot Pathologies**

Official N° of Hours: **150 h.**



*Apostille Convention. In the event that the student wishes to have their paper diploma issued with an apostille, TECH EDUCATION will make the necessary arrangements to obtain it, at an additional cost.

future
health confidence people
education information tutors
guarantee accreditation teaching
institutions technology learning
community commitment
personalized service innovation
knowledge present quality
online training
development languages
virtual classroom



Postgraduate Certificate Midfoot Pathologies

- » Modality: online
- » Duration: 6 weeks
- » Certificate: TECH Technological University
- » Schedule: at your own pace
- » Exams: online

Postgraduate Certificate Midfoot Pathologies

