

Postgraduate Certificate

Medical Otorhinolaryngology

Oncology



Postgraduate Certificate

Medical Otorhinolaryngology Oncology

- » Modality: online
- » Duration: 6 weeks
- » Certificate: TECH Technological University
- » Dedication: 16h/week
- » Schedule: at your own pace
- » Exams: online

Website: www.techtute.com/pk/medicine/postgraduate-certificate/medical-otorhinolaryngology-oncology

Index

01

Introduction

p. 4

02

Objectives

p. 8

03

Course Management

p. 12

04

Structure and Content

p. 16

05

Methodology

p. 20

06

Certificate

p. 28

01

Introduction

Tobacco consumption is considered the leading cause of preventable death in the world, according to the WHO. This practice causes malignant tumors of at least 18 types. The diversity of organs affected by head and neck cancer has forced oncologists to specialize in different areas. For this reason, one of the skills most in demand in the healthcare labor market is the multidisciplinary nature of doctors. TECH offers a qualification that, in just 6 weeks, will delve into otolaryngological conditions to expand the knowledge of doctors who wish to enter this field. In addition, they will be able to carry out a flexible study adapted to their needs, thanks to TECH's 100% online modality and its Relearning methodology.





“

Delve into the study of nasopharyngeal or cavum cancer to learn the most common symptoms of the condition in order to combat the disease"

According to a study published in the *European Journal of Cancer*, in Europe around 750,000 cases of cancer are attributed to tobacco. Among them, 15% are located in the head and neck area, affecting the oral cavity, lip, pharynx and larynx. This makes the exhaustiveness and expansion of studies and research in otorhinolaryngology indisputable, as well as the existence of a professional team that perfectly manages its prevention and treatment in health centers.

TECH has developed a complete program together with a team of experts in medical oncology who work in this area in different hospital centers. Specialists will be able to investigate the risk factors for ENT cancer, the main mutations and its target population, as well as the diagnosis and staging of the disease and its specific treatment for each case. In this way, the student will assimilate concepts that also serve them in practice and with real patients.

This degree has digital characteristics that make it easy to follow. TECH brings medical knowledge closer through a 100% online modality, which adapts to the personal and work possibilities of specialists and allows them flexible study. Likewise, they will have audiovisual content in different formats and downloadables, which will allow them to consult even once the Postgraduate Certificate is completed.

This **Postgraduate Certificate in Medical Otorhinolaryngology**

Oncology contains the most complete and up-to-date scientific program on the market. The most important features include:

- ♦ Development of case studies presented by experts in Medical Oncology
- ♦ The graphic, schematic, and practical contents with which they are created, provide medical information on the disciplines that are essential for professional practice
- ♦ Practical exercises where self-assessment can be used to improve learning
- ♦ Its special emphasis on innovative methodologies
- ♦ Theoretical lessons, questions to the expert, debate forums on controversial topics, and individual reflection assignments
- ♦ Content that is accessible from any fixed or portable device with an Internet connection



Increase your knowledge in head and neck conditions with this Postgraduate Certificate in Medical Oncology Otorhinolaryngology that is just a click away"

“

*Project your oncological profession
and be part of the research
focused on possible target patients
who consume tobacco”*

The program's teaching staff includes professionals from the sector who contribute their work experience to this educational program, as well as renowned specialists from leading societies and prestigious universities.

The multimedia content, developed with the latest educational technology, will provide the professional with situated and contextual learning, i.e., a simulated environment that will provide immersive education programmed to learn in real situations.

This program is designed around Problem-Based Learning, whereby the professional must try to solve the different professional practice situations that arise during the academic year. For this purpose, the student will be assisted by an innovative interactive video system created by renowned and experienced experts.

*Renew your knowledge in
otorhinolaryngology to get
closer to the most effective
methods for identifying
pharyngeal and laryngeal cancer.*

*Delve into treatments for
advanced cavum tumors
and optimize the recovery of
affected patients.*



02 Objectives

The main objective of this Postgraduate Certificate in Medical Otorhinolaryngology Oncology is to instruct oncologists in the field of otorhinolaryngology and ensure that they achieve high-level training that makes them more competitive in the labor market. By taking this program, specialists will delve into epidemiology, diagnosis, staging and the most innovative treatments to assist tumors of the larynx, pharynx, ENT, localized cavum and advanced cavum. In addition, the learning will be guided by oncologists who work in the sector and will help them handle real situations in the clinical setting.



“

Investigate the future evolution of cancer diseases thanks to experts in the area and learn about the main risks that can benefit their appearance”



General Objectives

- ♦ Know how to carry out a good assessment of the cancer patient, starting with epidemiology, diagnosis and staging of the most frequent tumors
- ♦ Delve into complementary studies that help us diagnose and make decisions about the main neoplasms
- ♦ Become familiar with the main genetic syndromes that predispose to the development of this disease
- ♦ Recognize and manage the main breast, lung, digestive, urological, gynecological and mesenchymal tumors





Specific Objectives

- ♦ Manage the diagnosis and staging of the main tumors in the ENT area
- ♦ Know the most appropriate treatments based on tumor staging and location
- ♦ Learn about treatments for metastatic disease, highlighting the most innovative ones, such as immunotherapy

“

*Increase your confidence
in decision-making and renew
your medical knowledge
to manage the best treatments
for metastatic diseases”*

03

Course Management

Given the global increase in cases of malignant ENT tumors and the lack of qualified personnel in this area, TECH has turned to experts in Medical Oncology who are working in different hospitals in Spain to teach this qualification. The faculty will pour their experience into the contents and the academic treatment of the specialists so that they can gain further insight into the field of Otorhinolaryngology. Users of the program will have exhaustive monitoring and personalized and individual tutoring that, through digital tutoring, will be adapted to their availability. In this way, the student will be able to resolve all their doubts, guaranteeing the correct study of this medical branch.



“

It has an involved teaching team that will resolve all your doubts 24 hours a day through personalized tutoring, so that you finish the Postgraduate Certificate meeting your objectives”

Management



Dr. Olier Garate, Clara.

- ♦ Faculty specialist in Medical Oncology at the Fundación Alcorcón University Hospital
- ♦ Doctor via MIR for specialization in Oncology at the Universidad de Navarra Clinic
- ♦ Specialist in the area of Breast Cancer, CNS, melanoma, sarcoma, and genetic counseling
- ♦ Degree in Medicine from the University of Navarra

Professors

Dr. Moreno Muñoz, Diana

- ♦ Specialist in Medical Oncology at the Fundación Alcorcón University Hospital
- ♦ Resident internal specialist Medical Oncology at the Reina Sofía University Hospital
- ♦ PhD in the Programming of Biomedicine at the University of Cordoba



Dr. Cardeña Gutiérrez, Ana

- ♦ Faculty specialist in Medical Oncology at the Nuestra Señora de Candelaria University Hospital
- ♦ Specialist in Oncology at the Alcorcón Foundation University Hospital
- ♦ Stay at Capital & Coast District Health Board. Wellington Regional Hospital
- ♦ Stay at Melanoma Institute Australia
- ♦ Stay at Sinai Health System
- ♦ Specialised in Physical Exercise and Oncology from the Autonomous University of Madrid
- ♦ Master's Degree in Medical oncology from the University of Girona.
- ♦ Specialization in the thoracic cavity Neoplasms by Alfonso X El Sabio University
- ♦ Master's Degree in Molecular Oncology from Rey Juan Carlos University
- ♦ Degree in Medicine from the Autonomous University Madrid

04

Structure and Content

The syllabus of this Postgraduate Certificate in Medical Otorhinolaryngology Oncology has been outlined in detail by experts in Medical Oncology. Thanks to its contribution, TECH offers a qualification that, in just 6 weeks, will expand the clinical knowledge of specialists regarding ENT tumors. In addition, TECH applies the *Relearning* methodology Avoidant long hours of memorization and allow them assimilating the contents in a gradual and effective. This, added to the facilities provided by the 100% online modality and the downloadable audiovisual content, makes studying an enriching and simple experience.



“

Professional training that will speed up your decisions in daily practice and increase your knowledge of the latest mutations in Oncological conditions"

Module 1. ORL tumours

- 1.1. ENT Cancer
 - 1.1.1. Epidemiology
 - 1.2.1. Risk Factors
- 1.2. Main Mutations. Possible Targets
- 1.3. Diagnosis
- 1.4. Staging
- 1.5. Treatment of Localized Laryngeal Tumors
- 1.6. Treatment of Pharyngolaryngeal Tumors
- 1.7. Treatment of Advanced ENT Tumors
- 1.8. Treatment of Localized Cavum Tumors
- 1.9. Treatment of Advanced Cavum Tumors
- 1.10. Future Perspectives

“A program focused on delving deeper into the field of ENT tumors so that you, as a doctor, can project your career with the latest technologies”



05 Methodology

This academic program offers students a different way of learning. Our methodology uses a cyclical learning approach: **Relearning**.

This teaching system is used, for example, in the most prestigious medical schools in the world, and major publications such as the **New England Journal of Medicine** have considered it to be one of the most effective.



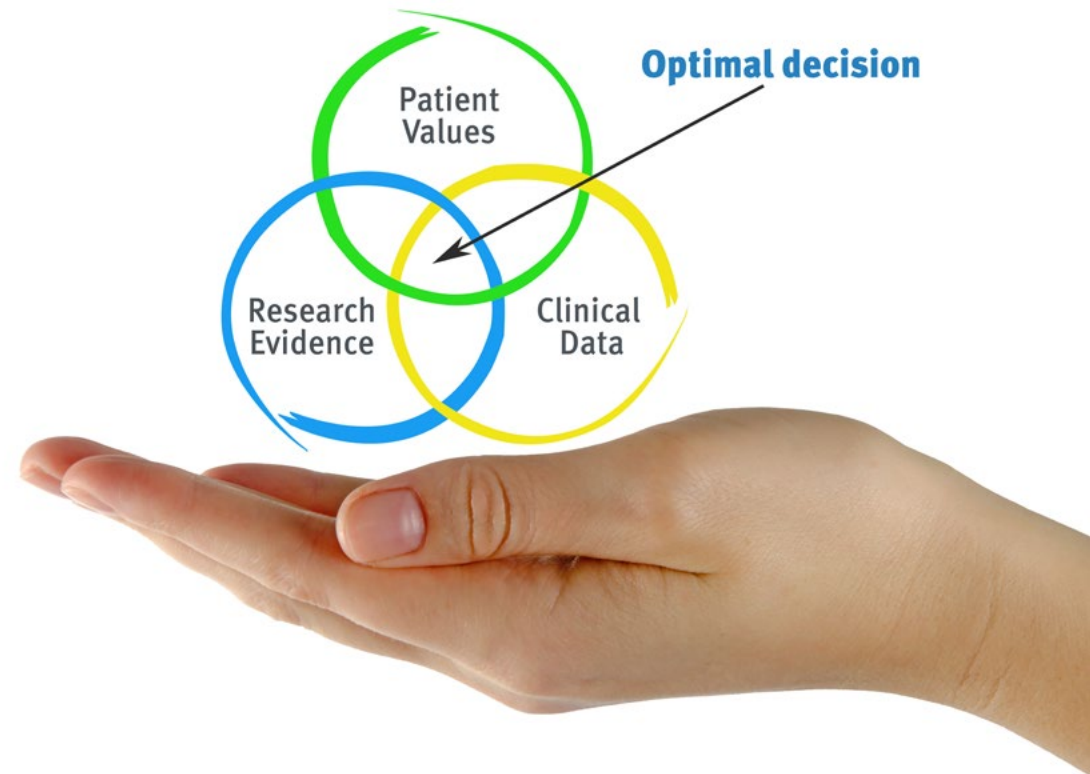
“

Discover Relearning, a system that abandons conventional linear learning, to take you through cyclical teaching systems: a way of learning that has proven to be extremely effective, especially in subjects that require memorization"

At TECH we use the Case Method

What should a professional do in a given situation? Throughout the program, students will face multiple simulated clinical cases, based on real patients, in which they will have to do research, establish hypotheses, and ultimately resolve the situation. There is an abundance of scientific evidence on the effectiveness of the method. Specialists learn better, faster, and more sustainably over time.

With TECH you will experience a way of learning that is shaking the foundations of traditional universities around the world.



According to Dr. Gérvas, the clinical case is the annotated presentation of a patient, or group of patients, which becomes a "case", an example or model that illustrates some peculiar clinical component, either because of its teaching power or because of its uniqueness or rarity. It is essential that the case is based on current professional life, trying to recreate the real conditions in the physician's professional practice.

“

Did you know that this method was developed in 1912, at Harvard, for law students? The case method consisted of presenting students with real-life, complex situations for them to make decisions and justify their decisions on how to solve them. In 1924, Harvard adopted it as a standard teaching method”

The effectiveness of the method is justified by four fundamental achievements:

1. Students who follow this method not only achieve the assimilation of concepts, but also a development of their mental capacity, through exercises that evaluate real situations and the application of knowledge.
2. Learning is solidly translated into practical skills that allow the student to better integrate into the real world.
3. Ideas and concepts are understood more efficiently, given that the example situations are based on real-life.
4. Students like to feel that the effort they put into their studies is worthwhile. This then translates into a greater interest in learning and more time dedicated to working on the course.



Relearning Methodology

At TECH we enhance the case method with the best 100% online teaching methodology available: Relearning.

This university is the first in the world to combine the study of clinical cases with a 100% online learning system based on repetition, combining a minimum of 8 different elements in each lesson, a real revolution with respect to the mere study and analysis of cases.

Professionals will learn through real cases and by resolving complex situations in simulated learning environments. These simulations are developed using state-of-the-art software to facilitate immersive learning.



At the forefront of world teaching, the Relearning method has managed to improve the overall satisfaction levels of professionals who complete their studies, with respect to the quality indicators of the best online university (Columbia University).

With this methodology, more than 250,000 physicians have been trained with unprecedented success in all clinical specialties regardless of surgical load. Our pedagogical methodology is developed in a highly competitive environment, with a university student body with a strong socioeconomic profile and an average age of 43.5 years old.

Relearning will allow you to learn with less effort and better performance, involving you more in your specialization, developing a critical mindset, defending arguments, and contrasting opinions: a direct equation to success.

In our program, learning is not a linear process, but rather a spiral (learn, unlearn, forget, and re-learn). Therefore, we combine each of these elements concentrically.

The overall score obtained by TECH's learning system is 8.01, according to the highest international standards.



This program offers the best educational material, prepared with professionals in mind:



Study Material

All teaching material is produced by the specialists who teach the course, specifically for the course, so that the teaching content is highly specific and precise.

These contents are then applied to the audiovisual format, to create the TECH online working method. All this, with the latest techniques that offer high quality pieces in each and every one of the materials that are made available to the student.



Surgical Techniques and Procedures on Video

TECH introduces students to the latest techniques, the latest educational advances and to the forefront of current medical techniques. All of this in direct contact with students and explained in detail so as to aid their assimilation and understanding. And best of all, you can watch the videos as many times as you like.



Interactive Summaries

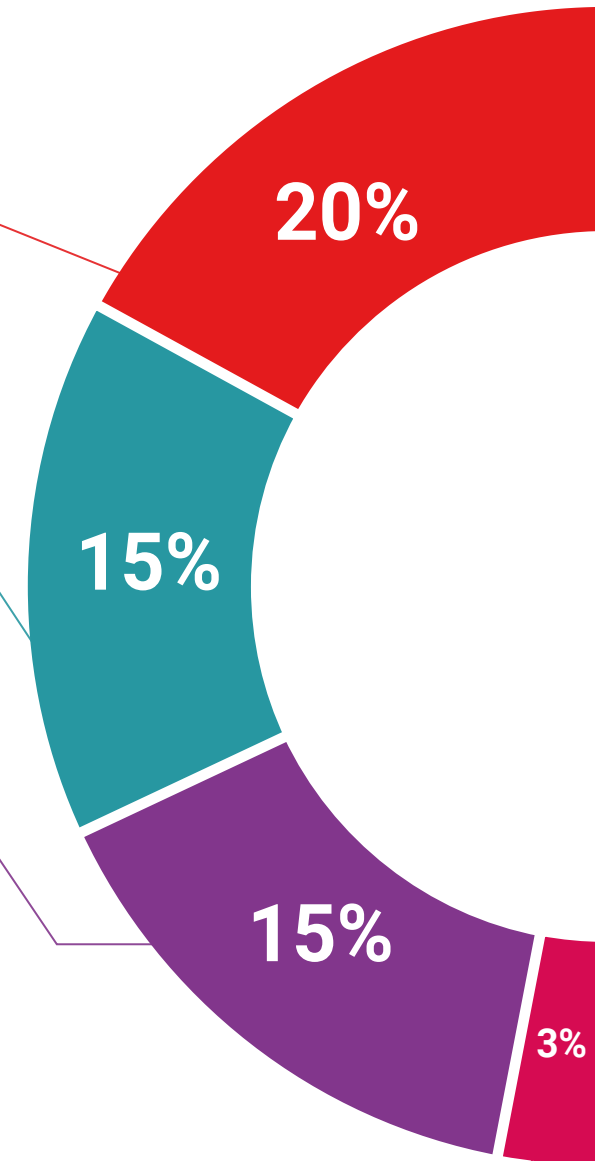
The TECH team presents the contents attractively and dynamically in multimedia lessons that include audio, videos, images, diagrams, and concept maps in order to reinforce knowledge.

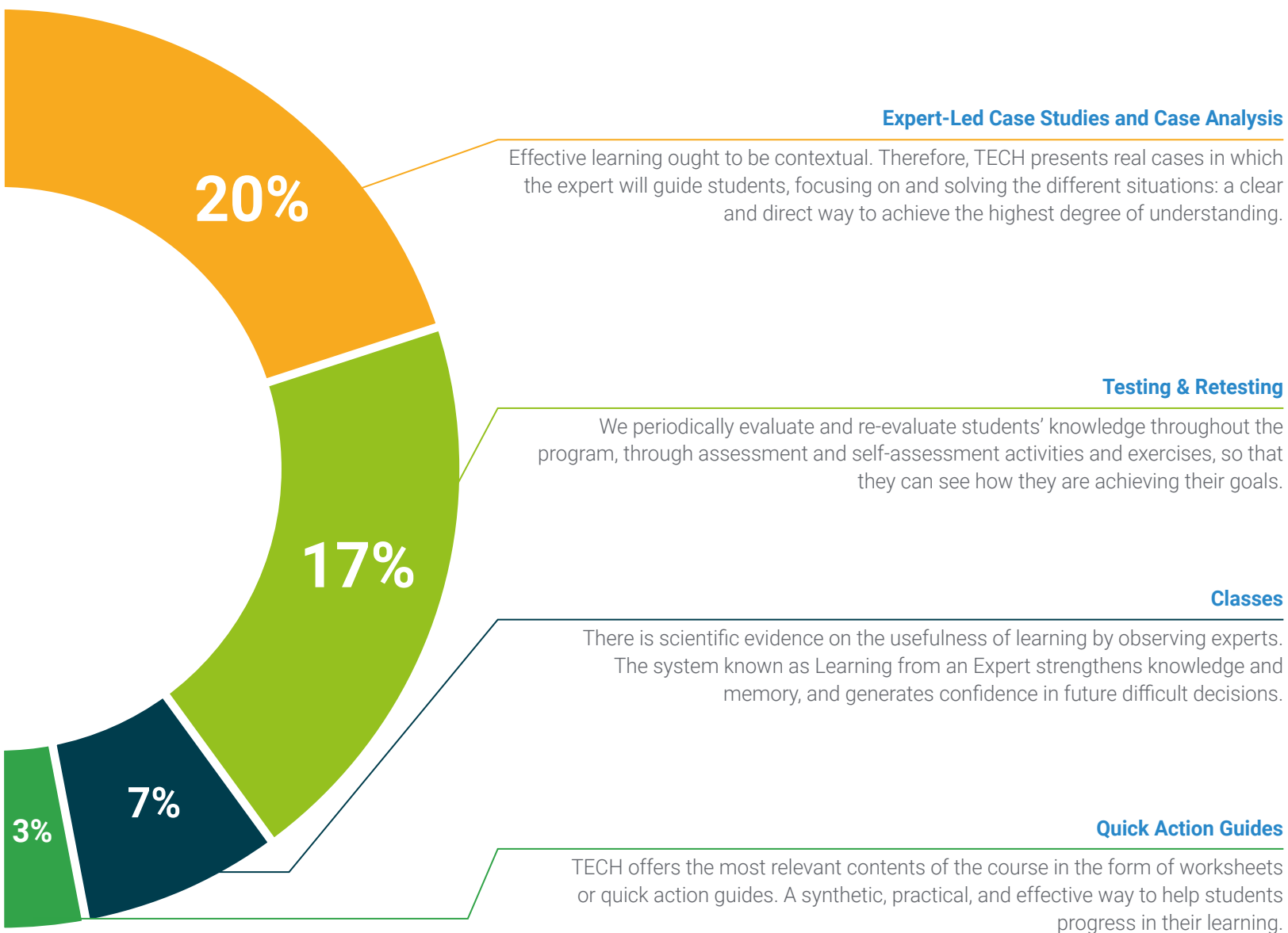
This exclusive educational system for presenting multimedia content was awarded by Microsoft as a "European Success Story".



Additional Reading

Recent articles, consensus documents and international guidelines, among others. In TECH's virtual library, students will have access to everything they need to complete their course.





06 Certificate

The Postgraduate Certificate in Medical Otorhinolaryngology Oncology guarantees students, in addition to the most rigorous and up-to-date education, access to a Postgraduate Certificate issued by TECH Technological University.



“

Successfully complete this program and receive your university qualification without having to travel or fill out laborious paperwork”

This **Postgraduate Certificate in Medical Otorhinolaryngology Oncology** contains the most complete and up-to-date scientific on the market.

After the student has passed the assessments, they will receive their corresponding **Postgraduate Certificate** issued by **TECH Technological University** via tracked delivery*.

The certificate issued by **TECH Technological University** will reflect the qualification obtained in the Postgraduate Certificate, and meets the requirements commonly demanded by labor exchanges, competitive examinations, and professional career evaluation committees.

Title: **Postgraduate Certificate in Medical Otorhinolaryngology Oncology**

Official N° of Hours: **150 h.**



*Apostille Convention. In the event that the student wishes to have their paper certificate issued with an apostille, TECH EDUCATION will make the necessary arrangements to obtain it, at an additional cost.



Postgraduate Certificate
Medical Otorhinolaryngology
Oncology

- » Modality: online
- » Duration: 6 weeks
- » Certificate: TECH Technological University
- » Dedication: 16h/week
- » Schedule: at your own pace
- » Exams: online

Postgraduate Certificate

Medical Otorhinolaryngology

Oncology

