

# Postgraduate Certificate

## Malignant Peritoneal Disease





## Postgraduate Certificate Malignant Peritoneal Disease

- » Modality: online
- » Duration: 6 weeks
- » Certificate: TECH Technological University
- » Dedication: 16h/week
- » Schedule: at your own pace
- » Exams: online

Website: [www.techtitute.com/us/medicine/postgraduate-certificate/malignant-peritoneal-disease](http://www.techtitute.com/us/medicine/postgraduate-certificate/malignant-peritoneal-disease)

# Index

01

Introduction

---

*p. 4*

02

Objectives

---

*p. 8*

03

Course Management

---

*p. 12*

04

Structure and Content

---

*p. 16*

05

Methodology

---

*p. 20*

06

Certificate

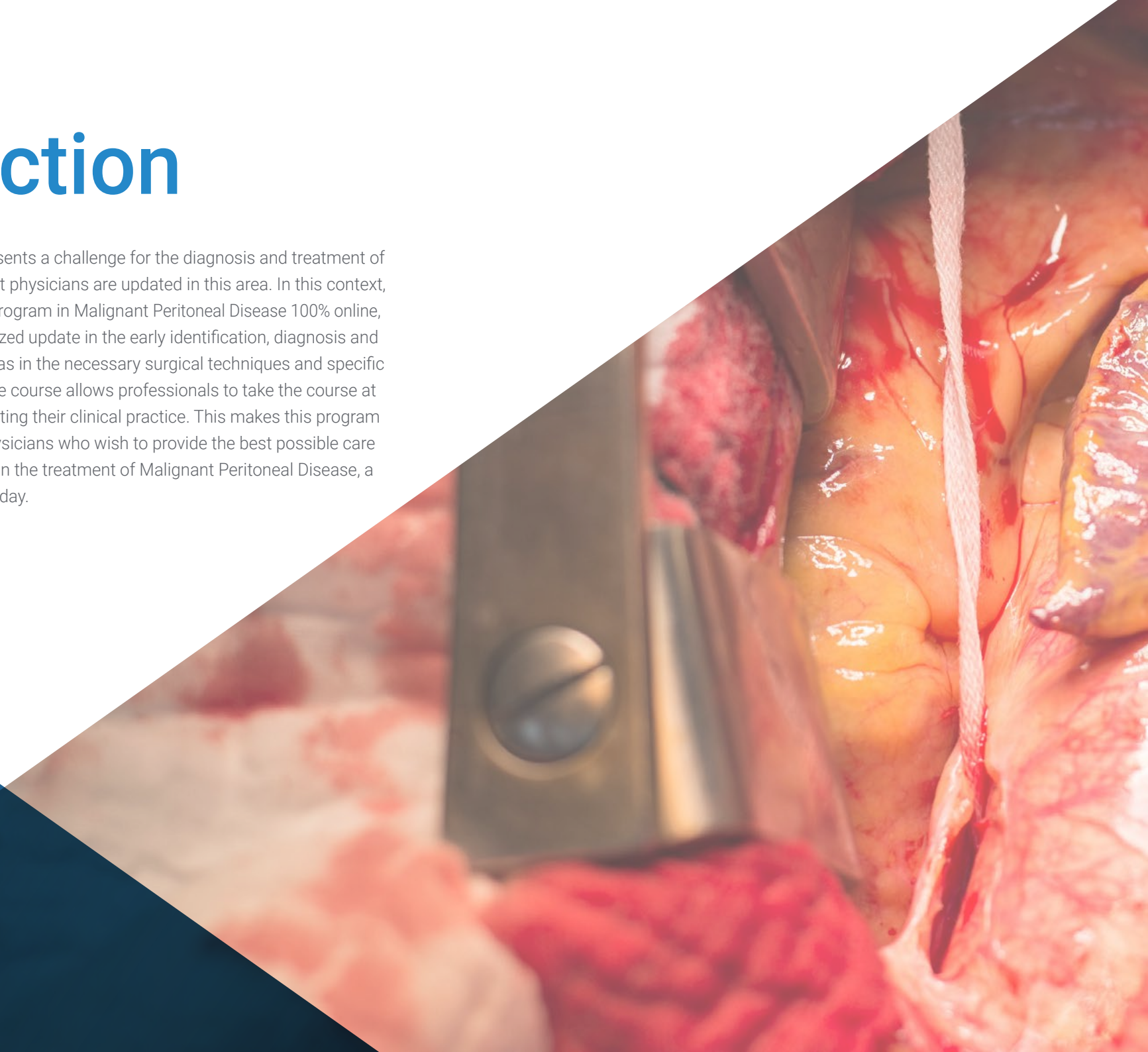
---

*p. 28*

# 01

# Introduction

Malignant Peritoneal Disease represents a challenge for the diagnosis and treatment of affected patients, so it is crucial that physicians are updated in this area. In this context, TECH has developed this specific program in Malignant Peritoneal Disease 100% online, which offers a complete and specialized update in the early identification, diagnosis and treatment of this condition, as well as in the necessary surgical techniques and specific therapies. The online modality of the course allows professionals to take the course at their own pace and without interrupting their clinical practice. This makes this program an essential course of study for physicians who wish to provide the best possible care for their patients and be up to date in the treatment of Malignant Peritoneal Disease, a rare but very important condition today.





“

*Become an expert in the diagnosis and treatment of Malignant Peritoneal Disease, a rare, but highly relevant condition today”*

Malignant peritoneal disease is an uncommon condition and can be difficult to detect in its early stages, making it difficult to treat effectively. However, thanks to advances in medical technology, early detection and treatment of this pathology has improved significantly.

In the past, most cases of malignant peritoneal disease were treated with surgery, often involving the removal of important organs and tissues. Today, surgery is performed with more precise and less invasive techniques, which can significantly reduce patient recovery and improve long-term outcomes. In addition, chemotherapy and radiation therapy are now more effective treatment options with fewer side effects.

It is important for healthcare professionals to be aware of these advances and to be trained in the early identification, diagnosis and treatment of Malignant Peritoneal Disease. In that sense, this 100% online Postgraduate Certificate in Malignant Peritoneal Disease from TECH is an excellent option for those healthcare professionals looking to improve their skills in this area. This program offers a complete and specialized update in the diagnosis and treatment of this condition, as well as in the surgical techniques and specific therapies necessary to combat it.

Health professionals who complete this course will be better prepared to address Malignant Peritoneal Disease effectively, providing their patients with a more precise and less invasive treatment. In addition, the online modality of the course allows you to complete it at your own pace and without interrupting your clinical practice.

This **Postgraduate Certificate in Malignant Peritoneal Disease** contains the most complete and up-to-date scientific program on the market. The most important features include:

- ♦ The development of practical cases presented by experts in Digestive Oncologic Surgery
- ♦ Graphic, schematic, and practical contents with which they are created, provide scientific and practical information on the disciplines that are essential for professional practice
- ♦ Practical exercises where self-assessment can be used to improve learning
- ♦ Its special emphasis on innovative methodologies
- ♦ Theoretical lessons, questions to the expert, debate forums on controversial topics, and individual reflection assignments
- ♦ Content that is accessible from any fixed or portable device with an Internet connection



*You will understand the importance of multidisciplinary treatment in the approach to Malignant Peritoneal Disease, by taking this exclusive TECH Postgraduate Certificate”*

“

*You will delve into the symptoms of Malignant Peritoneal Disease, a rare but very important condition”*


*Access quality content from medical professionals specialized in the field.*

*Complete the program at your own pace and without interrupting your clinical practice thanks to the online modality.*

The program's teaching staff includes professionals from sector who contribute their work experience to this educational program, as well as renowned specialists from leading societies and prestigious universities.

Its multimedia content, developed with the latest educational technology, will provide the professionals with situated and contextual learning, i.e., a simulated environment that will provide an immersive education programmed to learn in real situations.

The design of this program focuses on Problem-Based Learning, by means of which the professionals must try to solve the different professional practice situations that are presented throughout the academic course. For this purpose, the students will be assisted by an innovative interactive video system created by renowned experts.



# 02 Objectives

The objective of TECH's 100% online Postgraduate Certificate in Malignant Peritoneal Disease is to update health professionals in a specialized way in the early identification, diagnosis and treatment of Malignant Peritoneal Disease. Thanks to its study plan focused on providing surgical techniques and specific therapies needed to combat this condition and to develop specialized skills in the early identification of Malignant Peritoneal Disease. By completing this course, healthcare professionals will be better prepared to provide their patients with more effective treatment and fewer side effects.







“

*Learn about the surgical techniques and specific therapies needed to combat this condition”*



## General Objectives

---

- Delve the specific knowledge on the management of patients with tumors affecting the digestive system
- Discern the surgical techniques to be used and the new technologies currently available for their diagnosis and treatment
- Know where modern surgery is heading and which are the ways of its development
- Study the fundamentals of research in oncological surgery
- Know the way to develop research projects, how to do it and where to get help
- Develop skills and technical knowledge with which to face any situation presented by a patient in an oncological surgery unit of the digestive system



*Obtain a complete and specialized training in the diagnosis and treatment of malignant peritoneal disease from the most experienced teachers”*





## Specific Objectives

---

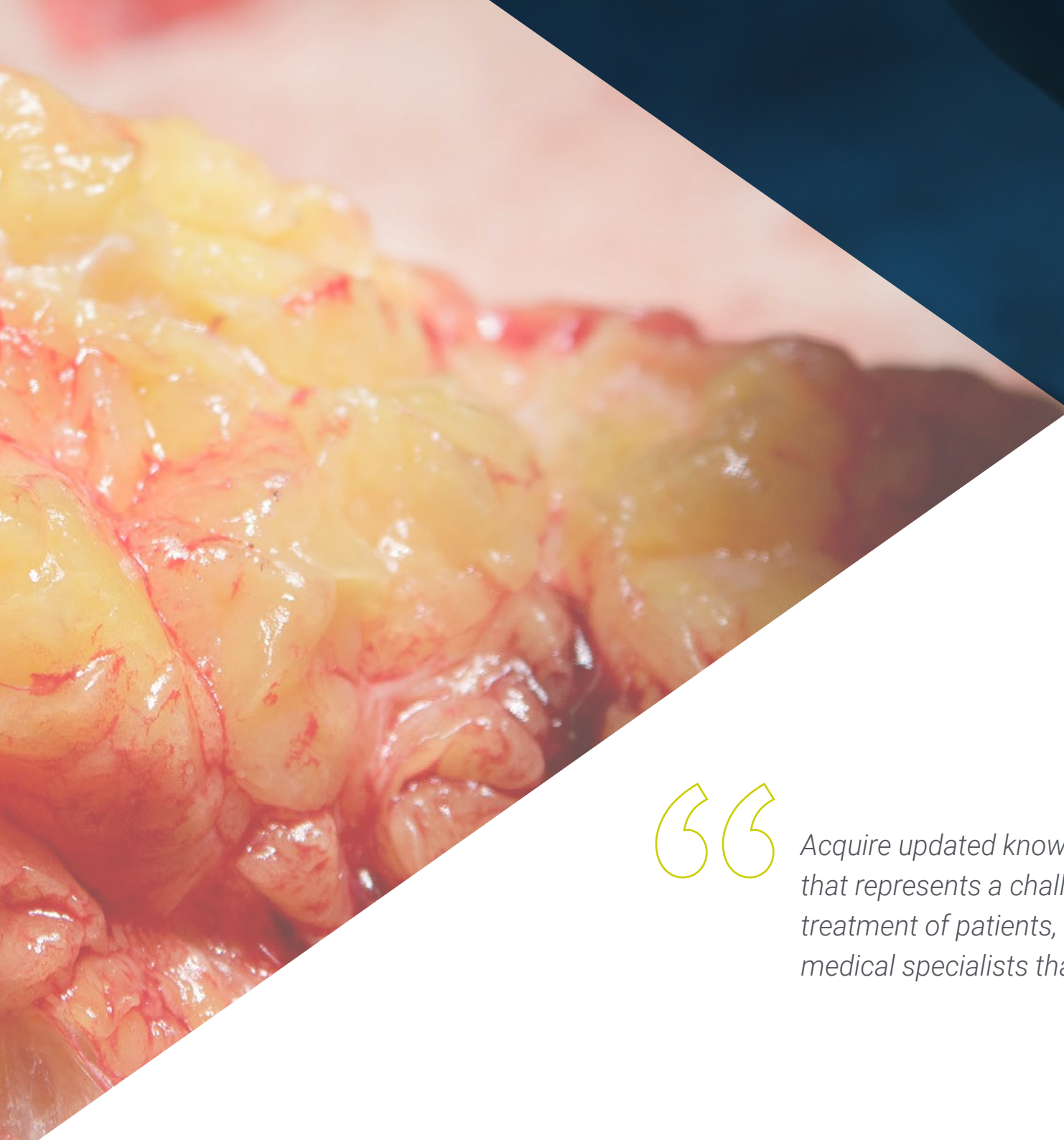
- Study the basic principles of the mechanisms of malignant peritoneal dissemination
- Examine the general criteria for indicating radical or palliative treatment of Malignant Peritoneal Diseases in a multidisciplinary context, what they consist of and the prognostic factors involved
- Analyze the diagnostic methods for the adequate evaluation of Malignant Peritoneal Diseases, both in their characterization and extension
- Distinguish the principles of Cytoreductive Surgery and Peritonectomy procedures
- Understand the basic principles of intraperitoneal chemotherapy: rationale, administration techniques and modalities, regimens
- Update the histopathological classification of neoplasms of the cecal appendix, prognosis and their surgical treatment
- Review the diagnosis, prognosis and treatment of Pseudomyxoma Peritonei, Peritoneal Mesothelioma and Peritoneal Carcinomatosis secondary to colorectal, gastric and ovarian cancer

# 03

## Course Management

The teaching staff of the Postgraduate Certificate in Malignant Peritoneal Disease 100% online TECH is composed of experts in the field, with extensive experience in the diagnosis and treatment of this condition. The teachers are highly trained and recognized health professionals in the medical field, with updated skills and knowledge in the area of Malignant Peritoneal Disease. By studying this course, students will have the opportunity to learn from leading health professionals in the field and acquire specialized knowledge in this area.





“

*Acquire updated knowledge in an area of medicine that represents a challenge for the diagnosis and treatment of patients, thanks to the contribution of the medical specialists that make up the teaching staff”*

## Management



### Dr. Alonso Casado, Oscar

- Chief of Hepatobiliopancreatic Surgery at MD Anderson Cancer Center Madrid Hospital
- Specialist in the General and Digestive Oncology Surgery Service at MD Anderson Cancer Center Madrid, collaborating in the Thoracic Surgery Unit and Plastic Surgery Unit
- Assistant Surgeon at Quirónsalud Sur and El Escorial Hospitals
- Clinical Tutor in Practical Teaching at UFV and MD Anderson Cancer Center Madrid
- Degree in Surgery and Medicine from the UCM
- Certified in Console Surgery of the Da Vinci Xi Robotic System



# 04

## Structure and Content

TECH's 100% online Postgraduate Certificate in Malignant Peritoneal Disease has a flexible study methodology and structure for healthcare professionals. Students can progress through the course at their own pace and from anywhere. The syllabus is organized into 1 module specific to the progressive understanding of Malignant Peritoneal Disease. It has interactive multimedia resources, evaluations and support equipment for the resolution of doubts. The study methodology allows a comprehensive, accessible and quality education, adapted to the needs of the students.







“

*This syllabus will help you develop specific surgical skills for the treatment of Malignant Peritoneal Disease”*

## Module 1. Malignant Peritoneal Disease

- 1.1. Principles of treatment of malignant peritoneal diseases
  - 1.1.1. Pathophysiology of peritoneal dissemination Mechanisms
  - 1.1.2. Indications for Radical vs. Palliative Treatment
  - 1.1.3. Prognostic Factors
- 1.2. Assessment of Malignant Peritoneal Disease
  - 1.2.1. Prognostic Factors
  - 1.2.2. The role of Laparoscopy
  - 1.2.3. Histological Classification
- 1.3. Cytoreductive surgery: technique
  - 1.3.1. Patient Preparation and Positioning
  - 1.3.2. Peritonectomy procedures
  - 1.3.3. Unresectability Criteria
- 1.4. Intraperitoneal Chemotherapy
  - 1.4.1. Pharmacokinetic basis
  - 1.4.2. Modalities of intraperitoneal chemotherapy: indications and use
  - 1.4.3. MRI technique
- 1.5. Neoplasms of the cecal appendix
  - 1.5.1. Histological Classification
  - 1.5.2. Natural History and Staging
  - 1.5.3. Surgical Treatment
- 1.6. Pseudomyxoma Peritoneum
  - 1.6.1. Definition and Epidemiology
  - 1.6.2. Classification histopathological and Prognosis
  - 1.6.3. Treatment
- 1.7. Peritoneal carcinomatosis due to colorectal cancer
  - 1.7.1. Treatment
  - 1.7.2. Role of MRI
  - 1.7.3. Early diagnosis and prevention
- 1.8. Peritoneal carcinomatosis due to gastric cancer
  - 1.8.1. Treatment with radical intent: selection
  - 1.8.2. Palliative treatment: intraperitoneal options
  - 1.8.3. Prevention



- 1.9. Peritoneal carcinomatosis due to of ovarian cancer
  - 1.9.1. Primary Treatment
  - 1.9.2. Role of MRI
  - 1.9.3. Treatment of peritoneal recurrence
- 1.10. Peritoneal mesothelioma
  - 1.10.1. Definition and Epidemiology
  - 1.10.2. Classification histopathological and Prognosis
  - 1.10.3. Treatment

**“** *Develop specialized skills in the early identification of Malignant Peritoneal Disease, with this 100% online Postgraduate Certificate from TECH, do it at your own pace. Enroll now”*



05

# Methodology

This academic program offers students a different way of learning. Our methodology uses a cyclical learning approach: **Relearning**.

This teaching system is used, for example, in the most prestigious medical schools in the world, and major publications such as the **New England Journal of Medicine** have considered it to be one of the most effective.



“

*Discover Relearning, a system that abandons conventional linear learning, to take you through cyclical teaching systems: a way of learning that has proven to be extremely effective, especially in subjects that require memorization"*

## At TECH we use the Case Method

What should a professional do in a given situation? Throughout the program, students will face multiple simulated clinical cases, based on real patients, in which they will have to do research, establish hypotheses, and ultimately resolve the situation. There is an abundance of scientific evidence on the effectiveness of the method. Specialists learn better, faster, and more sustainably over time.

*With TECH you will experience a way of learning that is shaking the foundations of traditional universities around the world.*



According to Dr. Gervas, the clinical case is the annotated presentation of a patient, or group of patients, which becomes a "case", an example or model that illustrates some peculiar clinical component, either because of its teaching power or because of its uniqueness or rarity. It is essential that the case is based on current professional life, trying to recreate the real conditions in the physician's professional practice.

“

*Did you know that this method was developed in 1912, at Harvard, for law students? The case method consisted of presenting students with real-life, complex situations for them to make decisions and justify their decisions on how to solve them. In 1924, Harvard adopted it as a standard teaching method”*

The effectiveness of the method is justified by four fundamental achievements:

1. Students who follow this method not only achieve the assimilation of concepts, but also a development of their mental capacity, through exercises that evaluate real situations and the application of knowledge.
2. Learning is solidly translated into practical skills that allow the student to better integrate into the real world.
3. Ideas and concepts are understood more efficiently, given that the example situations are based on real-life.
4. Students like to feel that the effort they put into their studies is worthwhile. This then translates into a greater interest in learning and more time dedicated to working on the course.



## Relearning Methodology

At TECH we enhance the case method with the best 100% online teaching methodology available: Relearning.

This university is the first in the world to combine the study of clinical cases with a 100% online learning system based on repetition, combining a minimum of 8 different elements in each lesson, a real revolution with respect to the mere study and analysis of cases.

*Professionals will learn through real cases and by resolving complex situations in simulated learning environments. These simulations are developed using state-of-the-art software to facilitate immersive learning.*





At the forefront of world teaching, the Relearning method has managed to improve the overall satisfaction levels of professionals who complete their studies, with respect to the quality indicators of the best online university (Columbia University).

With this methodology, more than 250,000 physicians have been trained with unprecedented success in all clinical specialties regardless of surgical load. Our pedagogical methodology is developed in a highly competitive environment, with a university student body with a strong socioeconomic profile and an average age of 43.5 years old.

*Relearning will allow you to learn with less effort and better performance, involving you more in your specialization, developing a critical mindset, defending arguments, and contrasting opinions: a direct equation to success.*

In our program, learning is not a linear process, but rather a spiral (learn, unlearn, forget, and re-learn). Therefore, we combine each of these elements concentrically.

The overall score obtained by TECH's learning system is 8.01, according to the highest international standards.



This program offers the best educational material, prepared with professionals in mind:



#### Study Material

All teaching material is produced by the specialists who teach the course, specifically for the course, so that the teaching content is highly specific and precise.

These contents are then applied to the audiovisual format, to create the TECH online working method. All this, with the latest techniques that offer high quality pieces in each and every one of the materials that are made available to the student.



#### Surgical Techniques and Procedures on Video

TECH introduces students to the latest techniques, the latest educational advances and to the forefront of current medical techniques. All of this in direct contact with students and explained in detail so as to aid their assimilation and understanding. And best of all, you can watch the videos as many times as you like.



#### Interactive Summaries

The TECH team presents the contents attractively and dynamically in multimedia lessons that include audio, videos, images, diagrams, and concept maps in order to reinforce knowledge.

This exclusive educational system for presenting multimedia content was awarded by Microsoft as a "European Success Story".



#### Additional Reading

Recent articles, consensus documents and international guidelines, among others. In TECH's virtual library, students will have access to everything they need to complete their course.





#### Expert-Led Case Studies and Case Analysis

Effective learning ought to be contextual. Therefore, TECH presents real cases in which the expert will guide students, focusing on and solving the different situations: a clear and direct way to achieve the highest degree of understanding.



#### Testing & Retesting

We periodically evaluate and re-evaluate students' knowledge throughout the program, through assessment and self-assessment activities and exercises, so that they can see how they are achieving their goals.



#### Classes

There is scientific evidence on the usefulness of learning by observing experts. The system known as Learning from an Expert strengthens knowledge and memory, and generates confidence in future difficult decisions.



#### Quick Action Guides

TECH offers the most relevant contents of the course in the form of worksheets or quick action guides. A synthetic, practical, and effective way to help students progress in their learning.



# 06 Certificate

The Postgraduate Certificate in Malignant Peritoneal Disease guarantees students, in addition to the most rigorous and up-to-date education, access to a Postgraduate Certificate issued by TECH Technological University.





*Successfully complete this program and receive your university qualification without having to travel or fill out laborious paperwork"*

This **Postgraduate Certificate in Malignant Peritoneal Disease** contains the most complete and up-to-date scientific program on the market.

After the student has passed the assessments, they will receive their corresponding **Postgraduate Certificate** issued by **TECH Technological University** via tracked delivery\*.

The diploma issued by **TECH Technological University** will reflect the qualification obtained in the Postgraduate Certificate, and meets the requirements commonly demanded by labor exchanges, competitive examinations, and professional career evaluation committees.

Title: **Postgraduate Certificate in Malignant Peritoneal Disease**

Official N° of Hours: **150 h.**



\*Apostille Convention. In the event that the student wishes to have their paper diploma issued with an apostille, TECH EDUCATION will make the necessary arrangements to obtain it, at an additional cost.



## Postgraduate Certificate Malignant Peritoneal Disease

- » Modality: online
- » Duration: 6 weeks
- » Certificate: TECH Technological University
- » Dedication: 16h/week
- » Schedule: at your own pace
- » Exams: online

# Postgraduate Certificate

## Malignant Peritoneal Disease

