

# Postgraduate Certificate Malignant Liver Disease





## Postgraduate Certificate Malignant Liver Disease

- » Modality: online
- » Duration: 6 weeks
- » Certificate: TECH Technological University
- » Dedication: 16h/week
- » Schedule: at your own pace
- » Exams: online

Website: [www.techtute.com/us/medicine/postgraduate-certificate/malignant-liver-disease](http://www.techtute.com/us/medicine/postgraduate-certificate/malignant-liver-disease)

# Index

01

Introduction

---

*p. 4*

02

Objectives

---

*p. 8*

03

Course Management

---

*p. 12*

04

Structure and Content

---

*p. 16*

05

Methodology

---

*p. 20*

06

Certificate

---

*p. 28*

# 01

# Introduction

Hepatocellular carcinoma is the most common liver cancer in the world and is related to risk factors such as cirrhosis, Hepatitis B or C infection, alcoholism, among others. However, there are other neoplasms that severely affect the largest internal organ of the human body. Therefore, doctors must be updated on the most efficient trends to diagnose these tumors early and the most effective treatments against them. Given this scenario, TECH offers specialists the opportunity to update their skills in this field through an intensive study program. A university program in 100% online mode that provides disruptive content and has a distinguished teaching staff.



“

*You will delve into the symptoms of Undifferentiated Embryonal Sarcoma and how to reduce its impact on the health of your patients through this TECH Postgraduate Certificate"*

The increase in alcohol and tobacco consumption leads to more and more people suffering from liver cancer. Faced with this alarming situation, specialists have multiple clinical cases of patients with this type of pathology. For this reason, they take on the challenge of employing modern techniques aimed at treating this type of disease and improving the well-being of their patients. To this end, it is essential for professionals to be at the technological forefront in Hepatobiliopancreatic Surgery. However, keeping up with the latest trends can be an obstacle for them: reconciling their work and family life is already a real challenge.

To respond to this need, TECH is developing innovative training so that surgeons can further their knowledge while combining this with other activities. Under the supervision of distinguished faculty, this syllabus will expand therapeutic options and emphasize current trends in immunotherapy. The syllabus will cover the risk factors associated with an unhealthy lifestyle in order to understand the occurrence of hepatocarcinomas. It also addresses clinical scenarios and factors to keep in mind when selecting treatments. In this sense, surgical strategies will be analyzed, among which liver transplantation stands out. Students will delve into the metastasis of Colorectal Cancer and neuroendocrine tumors. In this way, they will perform the appropriate therapeutic procedures such as surgery, chemotherapy and immunotherapy.

Moreover, the methodology of this program reinforces its innovative character. TECH offers a 100% online educational environment, tailored to the needs of busy professionals seeking to advance their careers. Likewise, it employs the Relearning, methodology, based on the repetition of key concepts to fix knowledge and facilitate learning. In this way, the combination of flexibility and a robust pedagogical approach makes it highly accessible.

This **Postgraduate Certificate in Malignant Liver Disease** contains the most complete and up-to-date scientific program on the market. The most important features of the include:

- ♦ Practical cases presented by experts in Liver Pathology
- ♦ The graphic, schematic, and practical contents with which they are created, provide scientific and practical information on the disciplines that are essential for professional practice
- ♦ Practical exercises where the self-assessment process can be carried out to improve learning
- ♦ Its special emphasis on innovative methodologies
- ♦ Theoretical lessons, questions to the expert, debate forums on controversial topics, and individual reflection assignments
- ♦ Content that is accessible from any fixed or portable device with an Internet connection



*Delve into the diagnosis of less frequent epithelial tumors with TECH, the best digital university in the world according to Forbes"*

“*You will approach Hepatoblastomas in detail and increase the chances of recovery of patients afflicted by this tumor pathology”*

The program’s teaching staff includes professionals from the sector who contribute their work experience to this educational program, as well as renowned specialists from leading societies and prestigious universities.

Its multimedia content, developed with the latest educational technology, will provide the professional with situated and contextual learning, i.e., a simulated environment that will provide an immersive education programmed to learn in real situations.

The design of this program focuses on Problem-Based Learning, by means of which the professional must try to solve the different professional practice situations that are presented throughout the academic course. For this purpose, the student will be assisted by an innovative interactive video system created by renowned experts.

*Do you want to perfect your technique in liver resection? Get it in 6 weeks thanks to this program.*

*Don’t miss this academic opportunity that allows you to choose your schedule in a personalized way.*




# 02 Objectives

Thanks to this university program, students will develop an exhaustive analysis of the most significant malignant affections that afflict an internal organ such as the liver. The syllabus covers both the pathological and physiological anatomy of neoplasms in this part of the body. At the same time, graduates will have the opportunity to delve into various advanced diagnostic strategies, including the interpretation of radiological images and specific biomarkers. They will also address current trends in targeted therapies and immunotherapies, improving their skills and offering patients a practice of excellence.







“

*You will analyze clinical cases with the support of a distinguished faculty, to ensure the success of your clinical update”*



## General Objectives

---

- ◆ Develop a thorough understanding of the normal anatomy of the liver, including vascular distribution, hepatic segmentation and anatomical relationships
- ◆ Establish a solid foundation in normal liver physiology to facilitate identification of pathologic deviations
- ◆ Establish a thorough understanding of the pathophysiology of benign liver diseases, including steatosis, chronic hepatitis, and other conditions
- ◆ Improve ethical decision making in the selection and application of diagnostic procedures, considering patient safety and welfare
- ◆ Stimulate interest in pancreatic disease research and promote constant updating on therapeutic and technological advances





## Specific Objectives

---

- Establish a thorough understanding of the biological and pathophysiological mechanisms involved in malignant liver diseases, such as hepatocarcinoma and cholangiocarcinoma
- Develop skills to identify and classify different types of hepatic neoplasms, considering their origin and histological characteristics
- Become familiar with state-of-the-art diagnostic techniques, such as computed tomography, magnetic resonance imaging and specific biomarkers, for an accurate assessment
- Analyze specific risk factors and prognostic features associated with malignant liver diseases to guide therapeutic decisions
- Encourage interest in oncologic research and continuous updating on therapeutic advances and emerging technologies
- Improve ethical decision making skills in the management of hepatic malignancies



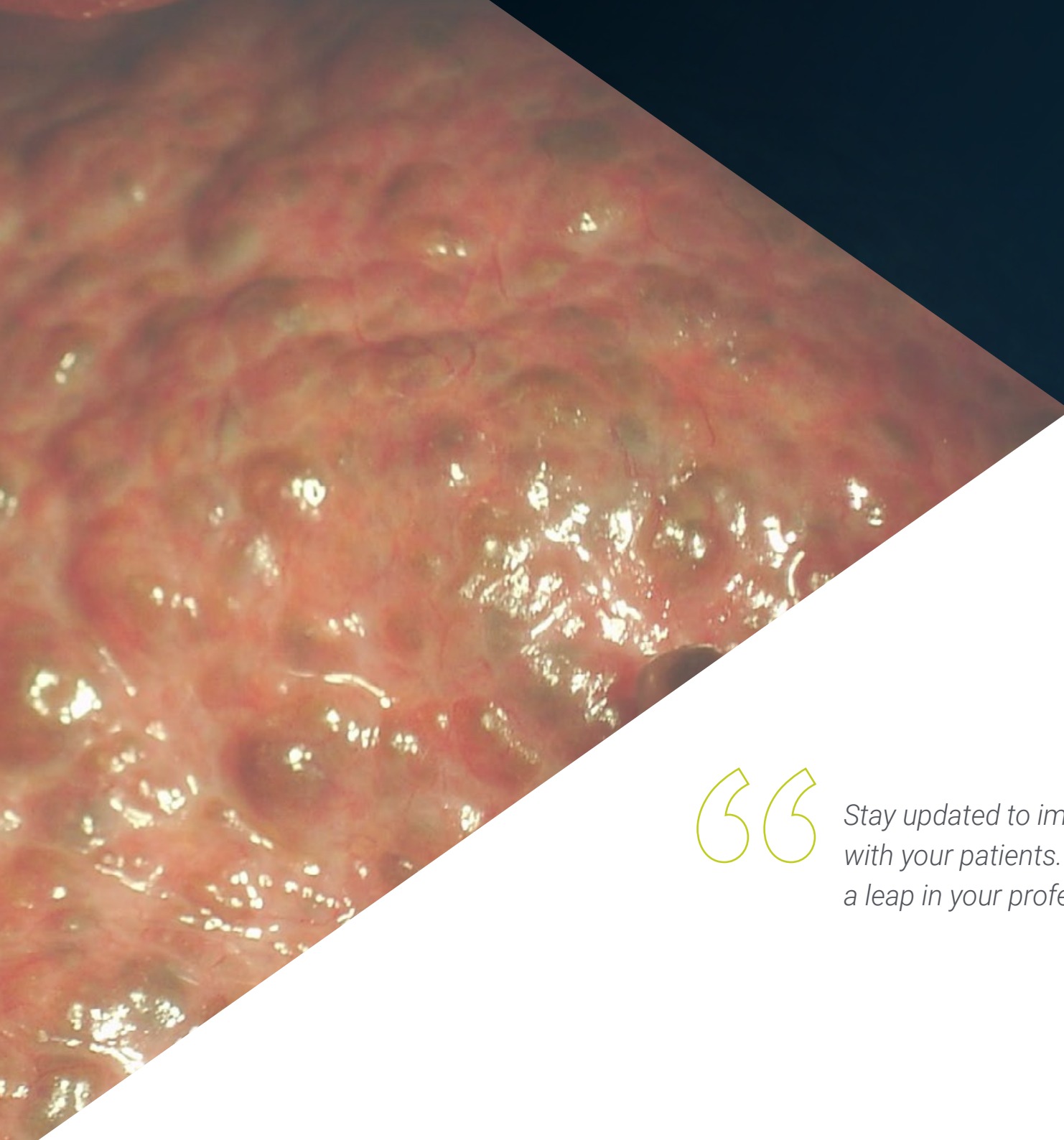
*Complete your academic goals in an intensive and comprehensive way with this TECH program"*

03

# Course Management

In its maxim of offering the best quality education, TECH has a teaching staff of international prestige. These specialists have an extensive professional background, being part of renowned hospitals. In addition, they are characterized by a deep knowledge of malignant liver pathologies and offer the most advanced technological resources in the health market. In this way, students have the guarantees they need to update their competencies and acquire new skills to provide the best services to their patients.





“

*Stay updated to improve medical practice with your patients. Bet on TECH and take a leap in your professional career!"*

## Management



### Dr. Al Shwely Abduljabar, Farah

- ♦ Head of the Hepatobiliopancreatic Surgery Unit of the University Hospital of Guadalajara
- ♦ PhD in Medicine, University of Alcalá
- ♦ Specialist in General and Digestive System Surgery at the University Hospital of Guadalajara
- ♦ Astellas Fellowship in Hepatobiliopancreatic Surgery and liver and pancreatic transplantation
- ♦ Official Master's Degree in Hepatology and Clinical Research at the University of Barcelona
- ♦ Official Master's Degree in Medical Expertise and Valuation of Bodily Injury by the University of Barcelona
- ♦ Degree in Medicine from the University of Alcalá, Spain
- ♦ Reviewer of the Central European Journal of Medicine
- ♦ Member of the Spanish Association of Surgeons
- ♦ Editor of: Journal of Liver and Clinical Research, EC Orthopaedics, Austin Pancreatic Disorders and Annals of Clinical Cytology and Pathology

## Professors

### Dr. López Marcano, Aylhin

- ♦ Physician in the Hepatobiliopancreatic Surgery Unit of the University Hospital of Guadalajara
- ♦ PhD in Medicine, University of Alcalá
- ♦ Specialist in General and Digestive System Surgery
- ♦ Graduated from the Luis Razetti School of Medicine
- ♦ Degree in Medicine from the Central of Caracas University



# 04

## Structure and Content

This TECH program has a disruptive syllabus. Throughout it, students will address the diagnosis and symptoms of differentiated tumors such as Hepatocarcinoma, Intrahepatic Cholangiocarcinoma, among others. Also, it analyzes different complications such as derived metastases and the most plausible clinical scenarios in different circumstances. In turn, to ensure graduates a greater mastery of these types of cancer, the university program addresses several real cases and the innovative Relearning methodology of which TECH is a pioneer.







“

*With explanatory videos, infographics, interactive summaries and other multimedia resources, this program will allow you to expand your knowledge in an expeditious and efficient way”*

## Module 1. Malignant Liver Disease

- 1.1. Malignant Liver Disease
  - 1.1.1. Main Diseases
  - 1.1.2. Risk Factors
  - 1.1.3. Lifestyle
- 1.2. Hepatocellular Carcinoma
  - 1.2.1. Risk Factors
  - 1.2.2. Symptoms
  - 1.2.3. Diagnosis
- 1.3. Intrahepatic Cholangiocarcinoma
  - 1.3.1. Risk Factors
  - 1.3.2. Symptoms
  - 1.3.3. Diagnosis
- 1.4. Other less frequent epithelial tumors
  - 1.4.1. Hepatic cystadenocarcinoma
  - 1.4.2. Fibrolamellar carcinoma
  - 1.4.3. Hepatoblastoma
- 1.5. Mesenchymal tumors
  - 1.5.1. Undifferentiated embryonal sarcoma
  - 1.5.2. Epidermoid hemangioendothelioma
  - 1.5.3. Angiosarcoma. Lymphoma
- 1.6. Hepatic metastases of colorectal cancer
  - 1.6.1. Risk Factors
  - 1.6.2. Symptoms
  - 1.6.3. Diagnosis
- 1.7. Clinical scenarios and factors to be taken into account for treatment choice
  - 1.7.1. Causes
  - 1.7.2. Control of Risk Factors
  - 1.7.3. Possible treatments





- 1.8. Surgical strategies for malignant hepatic pathology
  - 1.8.1. Hepatic resection
  - 1.8.2. Liver Transplant
  - 1.8.3. Others
- 1.9. Hepatic metastases of colorectal cancer and neuroendocrine tumors
  - 1.9.1. Risk Factors
  - 1.9.2. Symptoms
  - 1.9.3. Treatment
- 1.10. Liver metastases not from colorectal cancer or neuroendocrine tumors
  - 1.10.1. Risk Factors
  - 1.10.2. Symptoms
  - 1.10.3. Treatment

“

*Enroll now in this program! TECH will provide you with the most innovative diagnostic techniques to determine Malignant Liver Diseases”*

05

# Methodology

This academic program offers students a different way of learning. Our methodology uses a cyclical learning approach: **Relearning**.

This teaching system is used, for example, in the most prestigious medical schools in the world, and major publications such as the **New England Journal of Medicine** have considered it to be one of the most effective.





“

*Discover Relearning, a system that abandons conventional linear learning, to take you through cyclical teaching systems: a way of learning that has proven to be extremely effective, especially in subjects that require memorization"*

## At TECH we use the Case Method

What should a professional do in a given situation? Throughout the program, students will face multiple simulated clinical cases, based on real patients, in which they will have to do research, establish hypotheses, and ultimately resolve the situation. There is an abundance of scientific evidence on the effectiveness of the method. Specialists learn better, faster, and more sustainably over time.

*With TECH you will experience a way of learning that is shaking the foundations of traditional universities around the world.*



According to Dr. Gérvas, the clinical case is the annotated presentation of a patient, or group of patients, which becomes a "case", an example or model that illustrates some peculiar clinical component, either because of its teaching power or because of its uniqueness or rarity. It is essential that the case is based on current professional life, trying to recreate the real conditions in the physician's professional practice.

“

*Did you know that this method was developed in 1912, at Harvard, for law students? The case method consisted of presenting students with real-life, complex situations for them to make decisions and justify their decisions on how to solve them. In 1924, Harvard adopted it as a standard teaching method”*

The effectiveness of the method is justified by four fundamental achievements:

1. Students who follow this method not only achieve the assimilation of concepts, but also a development of their mental capacity, through exercises that evaluate real situations and the application of knowledge.
2. Learning is solidly translated into practical skills that allow the student to better integrate into the real world.
3. Ideas and concepts are understood more efficiently, given that the example situations are based on real-life.
4. Students like to feel that the effort they put into their studies is worthwhile. This then translates into a greater interest in learning and more time dedicated to working on the course.



## Relearning Methodology

At TECH we enhance the case method with the best 100% online teaching methodology available: Relearning.

This university is the first in the world to combine the study of clinical cases with a 100% online learning system based on repetition, combining a minimum of 8 different elements in each lesson, a real revolution with respect to the mere study and analysis of cases.

*Professionals will learn through real cases and by resolving complex situations in simulated learning environments. These simulations are developed using state-of-the-art software to facilitate immersive learning.*





At the forefront of world teaching, the Relearning method has managed to improve the overall satisfaction levels of professionals who complete their studies, with respect to the quality indicators of the best online university (Columbia University).

With this methodology, more than 250,000 physicians have been trained with unprecedented success in all clinical specialties regardless of surgical load. Our pedagogical methodology is developed in a highly competitive environment, with a university student body with a strong socioeconomic profile and an average age of 43.5 years old.

*Relearning will allow you to learn with less effort and better performance, involving you more in your specialization, developing a critical mindset, defending arguments, and contrasting opinions: a direct equation to success.*

In our program, learning is not a linear process, but rather a spiral (learn, unlearn, forget, and re-learn). Therefore, we combine each of these elements concentrically.

The overall score obtained by TECH's learning system is 8.01, according to the highest international standards.



This program offers the best educational material, prepared with professionals in mind:



#### Study Material

All teaching material is produced by the specialists who teach the course, specifically for the course, so that the teaching content is highly specific and precise.

These contents are then applied to the audiovisual format, to create the TECH online working method. All this, with the latest techniques that offer high quality pieces in each and every one of the materials that are made available to the student.



#### Surgical Techniques and Procedures on Video

TECH introduces students to the latest techniques, the latest educational advances and to the forefront of current medical techniques. All of this in direct contact with students and explained in detail so as to aid their assimilation and understanding. And best of all, you can watch the videos as many times as you like.



#### Interactive Summaries

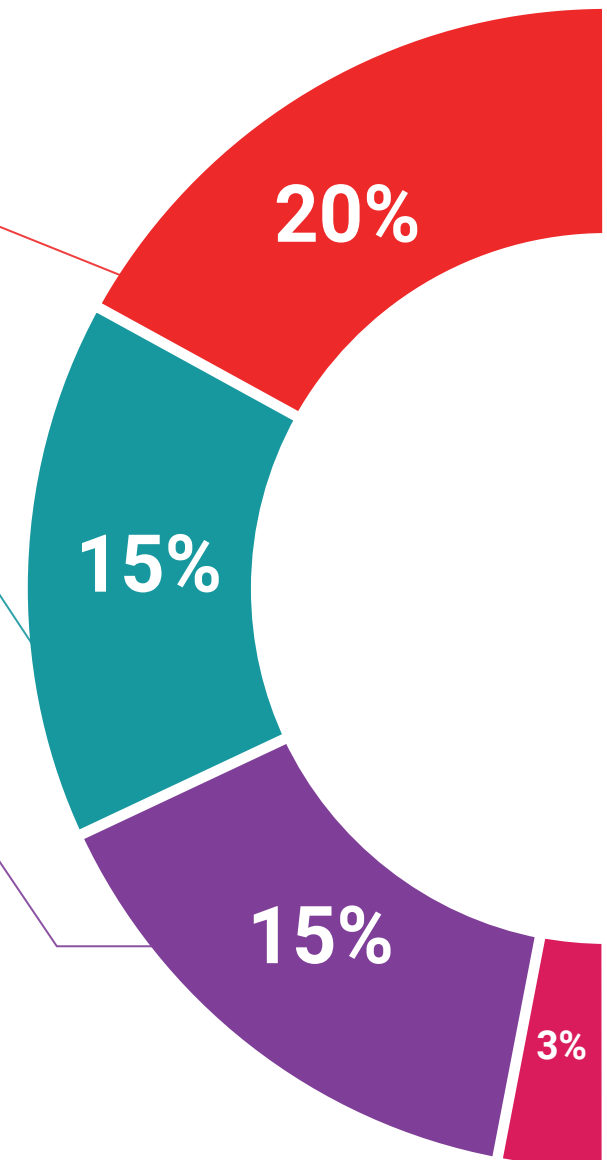
The TECH team presents the contents attractively and dynamically in multimedia lessons that include audio, videos, images, diagrams, and concept maps in order to reinforce knowledge.

This exclusive educational system for presenting multimedia content was awarded by Microsoft as a "European Success Story".



#### Additional Reading

Recent articles, consensus documents and international guidelines, among others. In TECH's virtual library, students will have access to everything they need to complete their course.





#### Expert-Led Case Studies and Case Analysis

Effective learning ought to be contextual. Therefore, TECH presents real cases in which the expert will guide students, focusing on and solving the different situations: a clear and direct way to achieve the highest degree of understanding.



#### Testing & Retesting

We periodically evaluate and re-evaluate students' knowledge throughout the program, through assessment and self-assessment activities and exercises, so that they can see how they are achieving their goals.



#### Classes

There is scientific evidence on the usefulness of learning by observing experts. The system known as Learning from an Expert strengthens knowledge and memory, and generates confidence in future difficult decisions.



#### Quick Action Guides

TECH offers the most relevant contents of the course in the form of worksheets or quick action guides. A synthetic, practical, and effective way to help students progress in their learning.



06

# Certificate

The Postgraduate Certificate in Malignant Liver Disease guarantees students, in addition to the most rigorous and up-to-date education, access to a Postgraduate Certificate issued by TECH Technological University.





“

*Successfully complete this program and receive your university qualification without having to travel or fill out laborious paperwork”*

This **Postgraduate Certificate in Malignant Liver Disease** contains the most complete and up-to-date scientific program on the market.

After the student has passed the assessments, they will receive their corresponding **Postgraduate Certificate** issued by **TECH Technological University** via tracked delivery\*.

The diploma issued by **TECH Technological University** will reflect the qualification obtained in the Postgraduate Certificate, and meets the requirements commonly demanded by labor exchanges, competitive examinations and professional career evaluation committees.

Title: **Postgraduate Certificate in Malignant Liver Disease**

Official N° of Hours: **150 h.**



\*Apostille Convention. In the event that the student wishes to have their paper diploma issued with an apostille, TECH EDUCATION will make the necessary arrangements to obtain it, at an additional cost.



## Postgraduate Certificate Malignant Liver Disease

- » Modality: online
- » Duration: 6 weeks
- » Certificate: TECH Technological University
- » Dedication: 16h/week
- » Schedule: at your own pace
- » Exams: online

# Postgraduate Certificate Malignant Liver Disease

