

# Postgraduate Certificate

## Lewy Body Dementia





## Postgraduate Certificate Lewy Body Dementia

Course Modality: Online

Duration: 2 months

Certificate: TECH Technological University

6 ECTS Credits

Teaching Hours: 150 hours

Website: [www.techtute.com/us/medicine/postgraduate-certificate/lewy-body-dementia](http://www.techtute.com/us/medicine/postgraduate-certificate/lewy-body-dementia)

# Index

01

Introduction

---

*p. 4*

02

Objectives

---

*p. 8*

03

Course Management

---

*p. 12*

04

Structure and Content

---

*p. 16*

05

Methodology

---

*p. 20*

06

Certificate

---

*p. 28*

# 01

# Introduction

The approach to Lewy Body Dementia and its diagnostic and therapeutic implications require the professional to be constantly updated. Achieving it, however, is often not compatible with the performance of professional tasks and the demands of everyday life.

In this course we offer you the most intense and specific course in this field, with a didactic approach fully compatible with your daily life that will place you at the medical forefront, with the mastery of the skills of a high-level intervention.





A hand is pointing at a brain MRI scan on a grid background. The MRI scan shows a cross-section of the brain with a central lesion. The background is a dark blue grid pattern. The hand is in the bottom left corner, pointing towards the center of the MRI scan.

“

*A complete update on diagnosis and  
therapeutic approach to Lewy Body  
Dementia”*

Patients with forms of dementia gradually lose more and more of their abilities. For this reason, it's necessary to provide them with more personalized and multidisciplinary care, with professionals who are able to adapt to any situation and who have the most up to date knowledge in this field. By integrating the vision of specialists in neurology, geriatrics, psychiatry, neuro-radiology, nuclear medicine and neuropathology we are able to offer exceptional training, which is complete and enriching.

Basic concepts will be taught in a developing training structure by leading professionals in their fields, in both functional and structural imaging biomarkers as well as in neuropathology, including genetic counseling and neuropsychology. We never miss the opportunity to train students to be able to deal with the diagnostic process and the management of people who suffer from rapidly progressive dementia in its different forms. In addition, the student will be presented with real situations within which they need to make clinical and diagnostic decisions which are all the more complex due to their differential diagnosis and their therapeutic approach.

The theoretical contents will be reinforced by clinical-practical cases, training videos, online tutorials, as well as support material, always based on the latest information in the field.

This Postgraduate Certificate in Lewy Body Dementia is an educational project that promises to train high-quality professionals. A program devised by professionals specialized in each specific field who encounter new challenges every day.

After completing this Postgraduate Certificate, the student will have sufficient knowledge to approach the management of people with dementia. From the first moment, they will know everything that comes with this type of disease, from its diagnosis, treatment and possible adverse effects to the importance of communication with the family members. So don't hesitate any longer and become a true professional through the latest educational technology 100% online.

This **Postgraduate Certificate in Lewy Body Dementia** is the most comprehensive and up-to-date educational program on the market. The most important features of the program include:

- ♦ Practical case studies presented by experts in dementia.
- ♦ The graphic, schematic, and eminently practical contents with which they are created provide scientific and practical information on the disciplines that are essential for professional practice.
- ♦ The latest information on treatment for dementia patients.
- ♦ Practical exercises where the self-assessment process can be carried out to improve learning.
- ♦ A special emphasis on innovative methodologies in the field of Dementia.
- ♦ Theoretical lessons, questions to the expert, debate forums on controversial topics, and individual reflection assignments.
- ♦ Content that is accessible from any fixed or portable device with an Internet connection.



*Don't miss the opportunity to study this Postgraduate Certificate in Lewy Body Dementia with us. It's the perfect opportunity to advance your career"*

“

*With this Postgraduate Certificate in Lewy Body Dementia you will be able update your knowledge and you will obtain a certificate from TECH Technological University”*

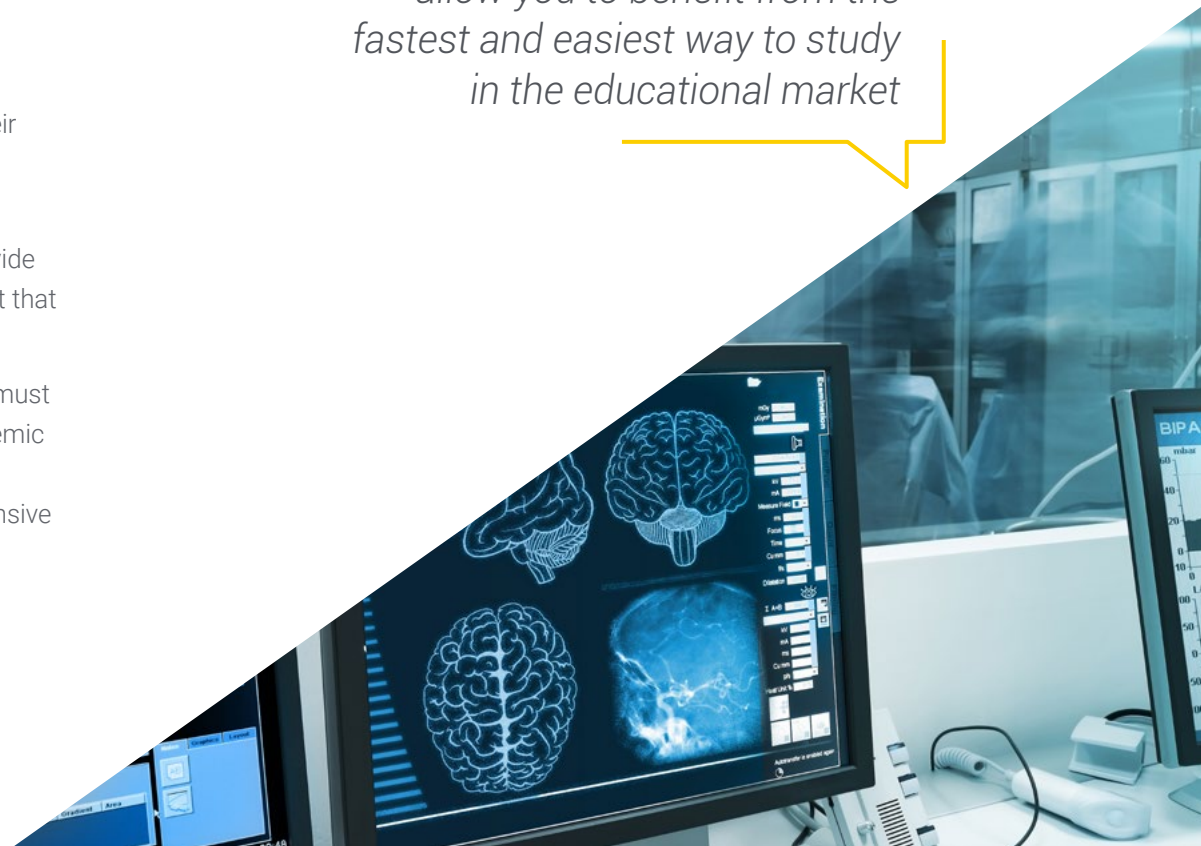
The teaching staff includes professionals from the healthcare sector, who bring their experience to this training program, as well as renowned specialists from leading societies and prestigious universities.

The multimedia content, developed with the latest educational technology, will provide the professional with situated and contextual learning, i.e., a simulated environment that will provide immersive training programmed to train in real situations.

This program is designed around Problem Based Learning, whereby the specialist must try to solve the different professional practice situations that arise during the academic year. For this purpose, the professional will be assisted by an innovative interactive video system created by renowned and experienced experts in Dementia with extensive experience.

*The audiovisual contents of this Postgraduate Certificate will allow you to progress quickly, incorporating the contents into your clinical practice immediately*

*This 100% online course will allow you to benefit from the fastest and easiest way to study in the educational market*



# 02

# Objectives

The Postgraduate Certificate in Lewy Body Dementia is aimed at facilitating the performance of the medical professionals by providing them with the latest advances and the most innovative treatments in the sector.





“

*A qualitative leap of the highest level  
in your training that you can take  
wherever and whenever you want”*



## General Objectives

---

- Gain in-depth knowledge of dementia, how to diagnose it and how to treat it..
- Identify the risk factors and the possibility of prevention.
- Enter the very versatile and extremely difficult field of dementia diseases.
- Learn how to detect the early symptoms that could be a sign of this disease.
- Explore clinical, motor, cognitive, dysautonomia and neuropsychiatric symptoms.
- Know the different clinical presentations of the disease, some of which are first seen in a psychiatric consultation or in the form of neuromuscular or movement disorders before being associated with a type of dementia.
- Learn the particularities for examining the signs and symptoms, both cognitive and behavioral, as well as understanding the therapeutic approach.
- Train the students in the knowledge of the different assessment tools and cognitive rehabilitation used in various dementias.
- Understanding genetically conditioned dementias and their inheritance patterns.
- Know the different neuroimaging equipment and radiotracers available to evaluate the specific processes involved in neurodegenerative conditions with dementia.
- Provide knowledge on the different imaging techniques used in the evaluation of patients with cognitive impairment, both structural studies with CT or MRI, and functional studies that can be performed with MRI or Perfusion and Diffusion studies, as well as functional MRI studies.
- Know the indications and usefulness of each technique in the different causes of dementia
- Delve into the study of Lewy Body Dementia, with emphasis on early diagnosis, as well as on imaging markers that allow assessment of progression and possible response to treatment.
- Interpret the most important lesions which characterize the different neurodegenerative pathologies.
- Know the main categories of rapidly progressive dementia syndromes, the most prevalent diseases in each one of these categories and the diagnostic algorithm to follow.
- Learn to consider important aspects when assessing older people with cognitive deterioration or dementia, taking into account both the impact of neurodegeneration as well as the clinical evolution of people suffering from this condition.



## Specific Objectives

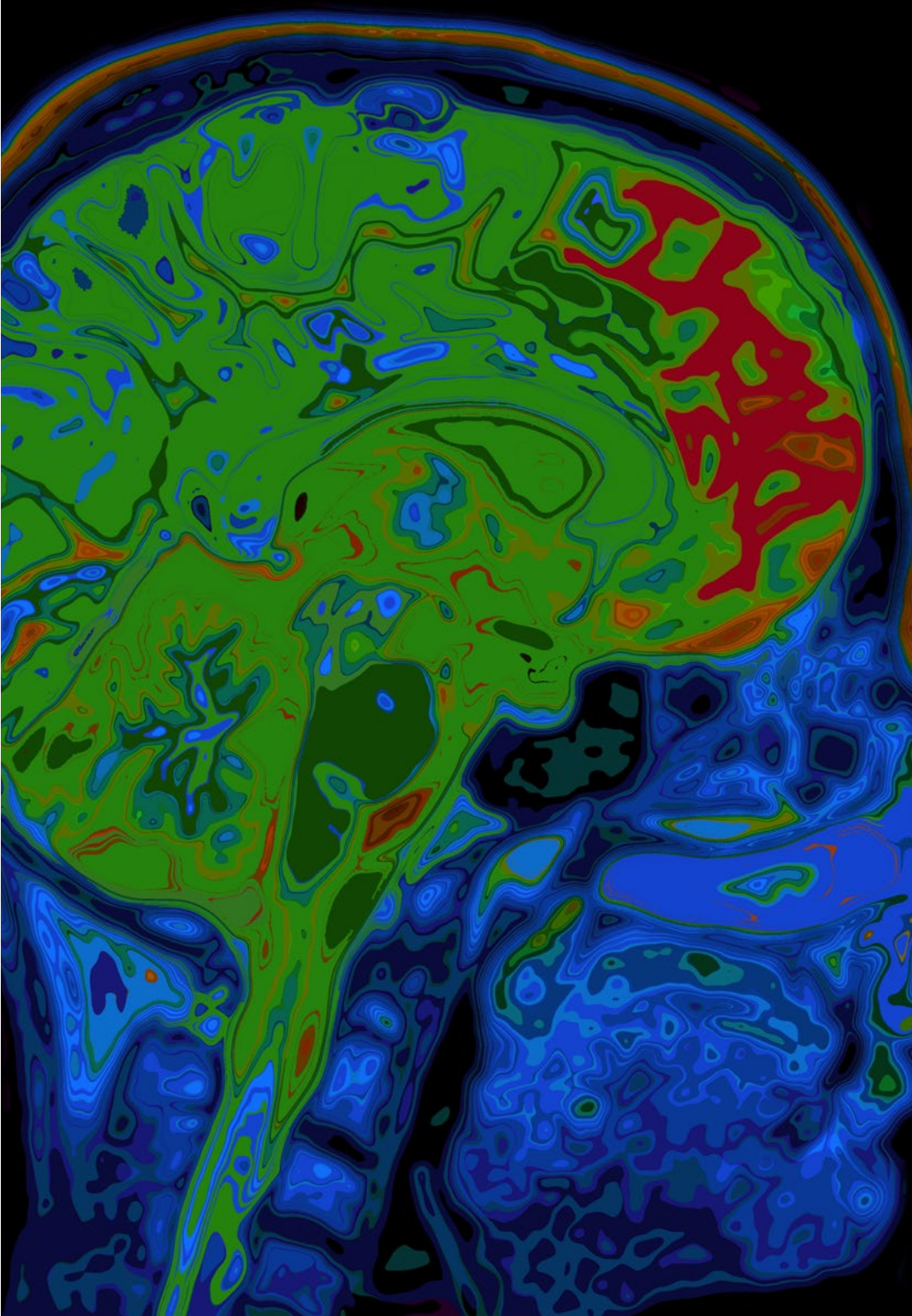
---

### Module 1.

- ♦ Diagnose Lewy Body Dementia
- ♦ Be aware of the comorbidity of this condition
- ♦ Perform a successful treatment protocol



*Seize the opportunity and take the step to get up-to-date on the latest developments in Lewy Body Dementia"*





03

# Course Management

The program's teaching staff includes leading experts in Dementia who contribute their vast work experience to this training program. Additionally, other recognized experts participate in its design and preparation, completing the program in an interdisciplinary manner.







“

*Active professionals, experts in the field have come together to teach you the latest advances in treating people with dementia”*

## Management



### Dr. Manzano Palomo, María del Sagrario

- ♦ Specialist in Neurology
- ♦ Clinical neurologist at the Infanta Leonor Hospital, Madrid. 28th October 2018
- ♦ Degree in Medicine from the Complutense University Madrid. June 2001

## Teachers

### Dr. Esteve, Ainhoa

- ♦ Degree in Medicine and Surgery. University of Malaga. October, 2000.
- ♦ Master's Degree in Healthcare Management International University of La Rioja. 2019
- ♦ Master's Degree in Palliative Care University of Valladolid June 2007
- ♦ Specializing in Geriatrics via Internal Medicine Residency June 2002 - 2006. Cruz Roja Central Hospital Madrid.
- ♦ Geriatrics Faculty Area Specialist Geriatrics Department. Infanta Leonor University Hospital, Madrid. April 2013-present.

### Dr. Rábano Gutiérrez del Arroyo, Alberto

- ♦ PhD Faculty of Sciences at the Autonomous University of Madrid March 2011
- ♦ Degree in Medicine and Surgery from the Faculty of Medicine at the Complutense University of Madrid June 1981
- ♦ Medical Specialist in Pathological Anatomy (Internal Medicine Residency), 1990.
- ♦ Co-ordinator at the Department of Neuropathology and Tissue Bank, CIEN Foundation (ISCIII)-Queen Sofia Foundation Alzheimer Center Scientific Director, CIEN Tissue Bank November 2007-present.

**Dr. Zea, Marian**

- ◆ PhD in Medicine from the University of La Laguna, Tenerife.
- ◆ Degree in Medicine and Surgery from the University of Granada
- ◆ Master's Degree in Neuro-immunology from the Autonomous University Madrid.
- ◆ Specialist in Neurology, University Hospital of the Canary Islands (La Laguna, Santa Cruz de Tenerife).
- ◆ Member of the Neurology Department- Alzheimer's Research Project Unit Reina Sofia Foundation CIEN Foundation
- ◆ Member of the team of the Diagnostic Guidance Unit in Dementias of the Research Center for Neurological Diseases Foundation (CIEN) Carlos III Health Institute. Madrid.
- ◆ Member of the group of the National Biobanks Platform Tissue Bank (BT-CIEN) Neurological Diseases Research Center Foundation Carlos III Health Institute. Madrid.





04

# Structure and Content

The structure of the content has been designed by the best professionals in the sector, with extensive experience and recognized prestige in the profession, backed by the volume of cases reviewed, studied, and diagnosed, and with extensive knowledge of new technologies applied to teaching.







“

*This Postgraduate Certificate in Lewy Body Dementia is the most comprehensive and up-to-date scientific program on the market”*

## Module 1. Lewy Body Dementia

- 1.1. Introduction. Lewy Body Dementia Within Synucleinopathies.
- 1.2. Epidemiology
- 1.3. Clinical and Radiological Diagnostic Criteria Topography of Lesions in Images and their Clinical Expression Differential Diagnosis Based on the Clinical Expression of the Topographic Lesion.
- 1.4. Early and Late Clinical Semiology Clinical Phenotypes
- 1.5. Diagnostic Approach and Clinical Management of Dysautonomia and the Common Clinical Comorbidities Falls and Fractures Sleep Disorders. Behavioral Disorders
- 1.6. Pharmacological Treatment Focused on Cognition.
- 1.7. Non-Pharmacological Treatment.
- 1.8. Treatment Focused on Motor Skills.
- 1.9. Pharmacological and Non-pharmacological Treatment Focused on Behavior.
- 1.10. Considerations for Advanced Decision Planning for People with Lewy Body Disease.





“

*This training will allow you to become a highly qualified professional, adding to your CV the competitiveness of a high-level postgraduate certificate in Dementias”*



05

# Methodology

This training program provides you with a different way of learning. Our methodology uses a cyclical learning approach: ***Re-learning***.

This teaching system is used in the most prestigious medical schools in the world, and major publications such as the ***New England Journal of Medicine*** have considered it to be one of the most effective.





“

*Discover Re-learning, a system that abandons conventional linear learning, to take you through cyclical teaching systems: a way of learning that has proven to be extremely effective, especially in subjects that require memorization"*

## At TECH we use the Case Method

In a given situation, what would you do? Throughout the program, you will be presented with multiple simulated clinical cases based on real patients, where you will have to investigate, establish hypotheses and, finally, resolve the situation. There is abundant scientific evidence on the effectiveness of the method. Specialists learn better, faster, and more sustainably over time.

*With TECH you can experience a way of learning that is shaking the foundations of traditional universities around the world*



According to Dr. Gérvas, the clinical case is the annotated presentation of a patient, or group of patients, which becomes a "case", an example or model that illustrates some peculiar clinical component, either because of its teaching potential or because of its uniqueness or rarity. It is essential that the case is based on current professional life, trying to recreate the real conditions in professional medical practice.

“

*Did you know that this method was developed in 1912 at Harvard for law students? The case method consisted of presenting students with real-life, complex situations for them to make decisions and justify their decisions on how to solve them. In 1924, Harvard adopted it as a standard teaching method”*

The effectiveness of the method is justified by four fundamental achievements:

1. Students who follow this method not only grasp concepts, but also develop their mental capacity by evaluating real situations and applying their knowledge.
2. The learning process has a clear focus on practical skills that allow the student to better integrate into the real world.
3. Ideas and concepts are understood more efficiently, given that the example situations are based on real-life.
4. Students like to feel that the effort they put into their studies is worthwhile. This then translates into a greater interest in learning and more time dedicated to working on the course.



## Re-learning Methodology

At TECH we enhance the Harvard case method with the best 100% online teaching methodology available: Re-learning.

Our University is the first in the world to combine the study of clinical cases with a 100% online learning system based on repetition, combining a minimum of 8 different elements in each lesson, which represent a real revolution with respect to simply studying and analyzing cases.



*The physician will learn through real cases and by solving complex situations in simulated learning environments These simulations are developed using state-of-the-art software to facilitate immersive learning*



At the forefront of world teaching, the Re-learning method has managed to improve the overall satisfaction levels of professionals who complete their studies, with respect to the quality indicators of the best Spanish-speaking online university (Columbia University).

With this methodology we have trained more than 250,000 physicians with unprecedented success, in all clinical specialties regardless of the surgical load. All this in a highly demanding environment, where the students have a strong socio-economic profile and an average age of 43.5 years.

*Re-learning will allow you to learn with less effort and better performance, involving you more in your specialization, developing a critical mindset, defending arguments, and contrasting opinions: a direct equation to success*

In our program, learning is not a linear process, but rather a spiral (we learn, unlearn, forget, and re-learn). Therefore, we combine each of these elements concentrically.

The overall score obtained by our learning system is 8.01, according to the highest international standards



In this program you will have access to the best educational material, prepared with you in mind:



#### Study Material

All teaching material is produced by the specialists who teach the course, specifically for the course, so that the teaching content is highly specific and precise.

This content is then adapted in an audiovisual format that will create our way of working online, with the latest techniques that allow us to offer you high quality in all of the material that we provide you with.



#### Latest Techniques and Procedures on Video

We introduce you to the latest techniques, to the latest educational advances, to the forefront of current medical techniques. All this, in first person, with the maximum rigor, explained and detailed for your assimilation and understanding. And best of all, you can watch them as many times as you want.



#### Interactive Summaries

We present the contents attractively and dynamically in multimedia lessons that include audio, videos, images, diagrams, and concept maps in order to reinforce knowledge.

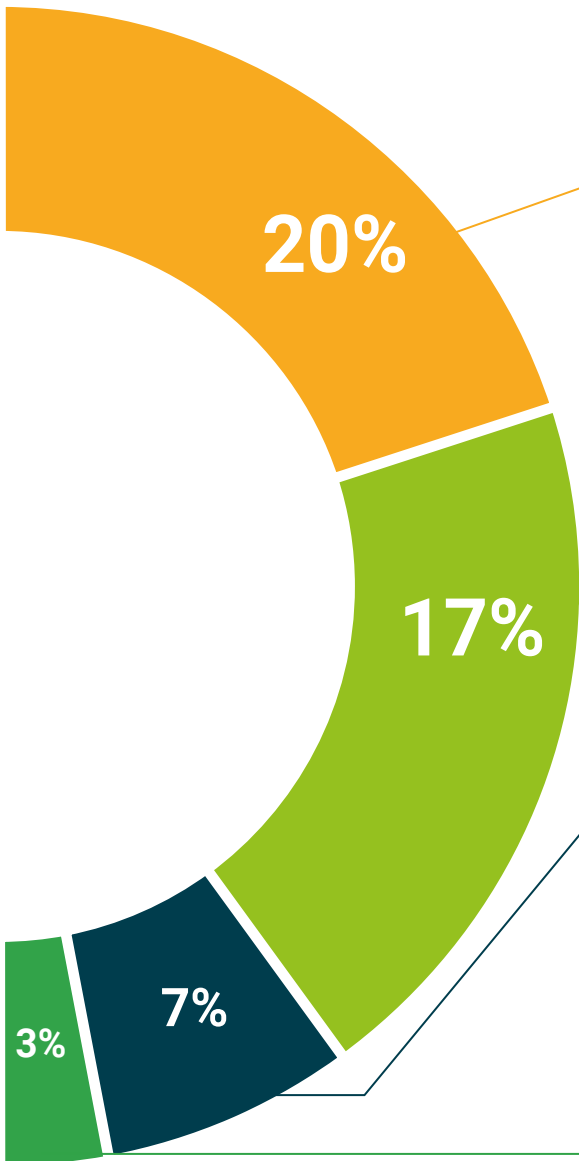
This unique multimedia content presentation training system was awarded by Microsoft as a "European Success Story".



#### Additional Reading

Recent articles, consensus documents, international guides. in our virtual library you will have access to everything you need to complete your training.





#### Expert-Led Case Studies and Case Analysis

Effective learning ought to be contextual. Therefore, we will present you with real case developments in which the expert will guide you through focusing on and solving the different situations: a clear and direct way to achieve the highest degree of understanding.



#### Testing & Retesting

We periodically evaluate and re-evaluate your knowledge throughout the program, through assessment and self-assessment activities and exercises: so that you can see how you are achieving your goals.



#### Classes

There is scientific evidence suggesting that observing third-party experts can be useful.

Learning from an expert strengthens knowledge and memory, and generates confidence in our future difficult decisions.



#### Quick Action Guides

We offer you the most relevant contents of the course in the form of worksheets or quick action guides. A synthetic, practical, and effective way to help you progress in your learning.





# 06 Certificate

The Postgraduate Certificate in Lewy Body Dementia guarantees you, in addition to the most rigorous and up-to-date training, access to a Postgraduate Certificate issued by TECH Technological University.



“

*Successfully complete this training and receive your university certificate without travel or laborious paperwork”*

This Postgraduate Certificate in Lewy Body Dementia contains the most complete and updated scientific program on the market.

After the student has passed the assessments, they will receive their corresponding Postgraduate Certificate issued by TECH Technological University via tracked delivery.

The certificate issued by TECH Technological University will reflect the qualification obtained in the Postgraduate Certificate, and meets the requirements commonly demanded by labor exchanges, competitive examinations, and professional career evaluation committees.

Title: Postgraduate Certificate in Lewy Body Dementia

ECTS: 6

Official Number of Hours: 150



\*Apostille Convention. In the event that the student wishes to have their paper diploma Apostilled, TECH EDUCATION will make the necessary arrangements to obtain it at an additional cost of €140 plus shipping costs of the Apostilled diploma.



future  
health confidence people  
education information tutors  
guarantee accreditation teaching  
institutions technology learning  
community commitment  
personalized service innovation  
knowledge present quality  
development languages  
virtual classroom



Postgraduate  
Certificate  
Lewy Body Dementia

Course Modality: Online

Duration: 2 months

Certificate: TECH Technological University

6 ECTS Credits

Teaching Hours: 150 hours

# Postgraduate Certificate

## Lewy Body Dementia

