

Postgraduate Certificate Laser and Light Sources in Aesthetic Medicine



Postgraduate Certificate Laser and Light Sources in Aesthetic Medicine

- » Modality: online
- » Duration: 6 weeks
- » Certificate: TECH Technological University
- » Dedication: 8h/week
- » Schedule: at your own pace
- » Exams: online

Website: www.techtute.com/us/medicine/postgraduate-certificate/laser-light-sources-aesthetic-medicine

Index

01

Introduction

p. 4

02

Objectives

p. 8

03

Course Management

p. 12

04

Structure and Content

p. 18

05

Methodology

p. 22

06

Certificate

p. 30

01

Introduction

The laser is one of the most widespread tools in Aesthetic Medicine, as it helps to eliminate different skin blemishes and scars, one of the main aesthetic problems today. Its use has been evolving at the same time as the techniques and tools in this field are improving and, therefore, it is essential that aesthetic physicians update their knowledge with training courses such as the one we present on this occasion.



“

A complete program that will help you keep up to date with the latest developments in Laser and Light Sources in Aesthetic Medicine”

The importance of beauty, both feminine and masculine, is booming in recent years. Therefore, it is not surprising that many people decide to undergo cosmetic treatments to improve their image, especially to reduce skin aging

This course will provide students with the appropriate knowledge to use the different types of lasers and light sources in the treatment of rejuvenation and skin disorders in an effective way, highlighting the knowledge of the basic principles of physics on which their use is based, without forgetting to provide knowledge regarding the safety standards of use

In addition, we will provide current training on the use of lasers in pigmented lesions, rejuvenation, vascular lesions, hair removal, emphasizing the proper selection of technology that will allow us to adapt to the needs of each patient, highlighting a global vision of treatment strategies, indications, contraindications and possible adverse effects

The Postgraduate Certificate in Laser and Light Sources in Aesthetic Medicine is a training program designed to provide physicians with the necessary knowledge to implement the specialization in their professional life. It brings an added balance to working life and opens a door to a growing demand for healthcare

This **Postgraduate Certificate in Laser and Light Sources in Aesthetic Medicine** contains the most complete and up-to-date educational program on the market. The most important features of the program include:

- ♦ The development of case studies presented by experts in Laser and Light Sources in Aesthetic Medicine
- ♦ The graphic, schematic, and eminently practical contents with which they are created, provide scientific and practical information on the disciplines that are essential for professional practice
- ♦ The latest developments in Laser and Light Sources in Aesthetic Medicine
- ♦ Practical exercises where the self-assessment process can be carried out to improve learning
- ♦ Special emphasis on innovative methodologies in Laser and Light Sources in Aesthetic Medicine
- ♦ Theoretical lessons, questions to the expert, debate forums on controversial topics, and individual reflection assignments
- ♦ Content that is accessible from any fixed or portable device with an Internet connection



Expand your knowledge through this course in Laser and Light Sources in Aesthetic Medicine that will allow you to specialize until you achieve excellence in this field"

“

This course may be the best investment you can make in the selection of a refresher program for two reasons: besides updating your knowledge in Laser and Light Sources in Aesthetic Medicine, you will obtain a University Course certificate by TECH Technological University”

Do not hesitate to take this training with us. You will find the best teaching material with virtual lessons.

This 100% online course will allow you to combine your studies with your professional work while increasing your knowledge in this field.

The teaching staff includes professionals from the field of Aesthetic Medicine, who bring their experience to this training program, as well as renowned specialists from leading societies and prestigious universities

The multimedia content, developed with the latest educational technology, will provide the professional with situated and contextual learning, i.e., a simulated environment that will provide immersive training programmed to train in real situations

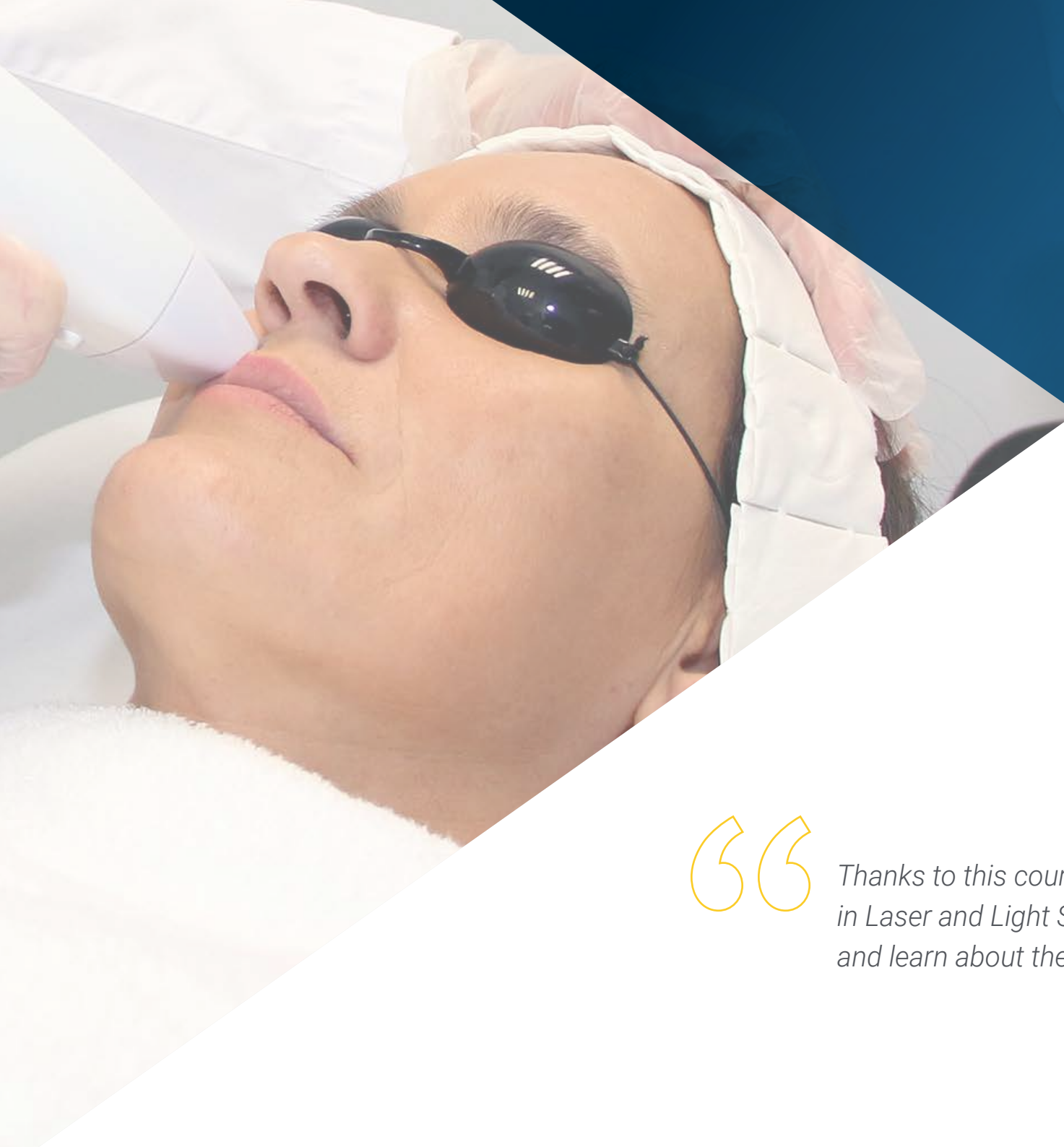
This program is designed around Problem Based Learning, whereby the physician must try to solve the different professional practice situations that arise during the academic year. For this purpose, the teacher will be assisted by an innovative interactive video system made by recognized and experienced experts in the field of Laser and Light Sources



02 Objectives

The course in Laser and Light Sources in Aesthetic Medicine is oriented to facilitate the performance of the professional dedicated to teaching with the latest advances and newest treatments in the sector.





“


Thanks to this course you will be able to specialize in Laser and Light Sources in Aesthetic Medicine and learn about the latest advances in the field”



General Objectives

- Teach the knowledge of all anti-aging modalities and aesthetic treatments, incorporating the necessary tools to exercise this specialty in their daily practice
- Learn how to control, delay and prevent the existing aging process today

Update your knowledge through the program in Laser and Light Sources in Aesthetic Medicine.

A green decorative line that starts as a horizontal line, then turns 90 degrees up, then 90 degrees left, and finally 90 degrees down, ending in a small triangle pointing towards the text.



Specific Objectives

- Provide students with the appropriate training to use the different types of lasers and light sources in rejuvenation treatment and skin disorders effectively, highlighting the knowledge of the basic principles of physics on which their use is based, without forgetting to provide knowledge regarding the safety rules of use
- Provide up-to-date information on the use of lasers for pigmented lesions, rejuvenation, vascular lesions and hair removal, with emphasis on the appropriate selection of the technology that enables us to adapt to the needs of each patient, highlighting a comprehensive overview of treatment strategies, indications, contraindications and possible adverse effects

03

Course Management

The program includes in its teaching staff reference experts in Aesthetic Medicine, who pour into this training the experience of their work. Additionally, other recognized experts participate in its design and preparation, completing the program in an interdisciplinary manner.





“

*The leading experts in Aesthetic Medicine
have joined forces to share with you all
their knowledge in this field”*

Management



Dr. Mosquera González, Margarita

- Medical Director of the Comprehensive Aesthetic Medicine area. C&M Clinic. Rivas. Madrid
- Specialist Physician in the Preventive Medicine Unit of the Alcorcón Foundation University Hospital
- Specialist in Aesthetic and Anti-Aging Medicine



Dr. Lacosta Esclapez, Pilar

- ♦ Head of the Department of Aesthetic Medicine of the Lipedema Unit - Virgen de la Paloma Viamed Hospita
- ♦ Head of the Department of Aesthetic Oncological Medicine at the Plastic Surgery Clinic of Dr. Granado Tiogonce
- ♦ Responsible for the Unit of Quality of Life of the Oncology Patient
- ♦ Aesthetic Physician at Nuestra Señora de La Paloma Hospital
- ♦ Aesthetic Physician at Pilar Lacosta Clinic
- ♦ Medical Director of the Sergesa Center for Dependency
- ♦ Director of Aesthetic Oncology Medicine Unit in the clinic of Dr. Granado in Pozuelo de Alarcón
- ♦ Medical Director of Dr. Pilar Lacosta Clinic in Boadilla del Monte
- ♦ Some societies to which she belongs, Member of the Board of Directors of the group of experts in aesthetic medicine in oncology patients (GEMEON), SEMNO (Spanish Society of Nutrition and Orthomolecular Medicine), SEME (Spanish Society of Aesthetic Oncological Medicine)

Professors

Dr. Arroyo Romo, César

- ♦ Head Physician of the Regenerative and Aesthetic Medical Laser Unit of the HM Montepíncipe Hospital, Madrid
- ♦ President of the Spanish Society of Aesthetic, Functional and Regenerative Gynecology
- ♦ Former International Director of the Iberoamerican Academy of Medical Lasers AILMED
- ♦ International teacher of Aesthetic Medicine, Aesthetic and Laser Techniques
- ♦ Member of numerous prestigious societies, American Society for Laser Medicine and Surgery ASLMS, Spanish Society of Medical Surgical Laser SELMQ, Portuguese Society of Aesthetic Medicine (SPME), Scientific Committee of the International Association of Aesthetic Gynecology and Sexual Wellbeing IAAGSWS, International Society of Aesthetic Gynecology ISAGSS

Dr. Aldana López, Guillermo

- ♦ Director of Aldana Laser Miami and Venezuela
- ♦ Lead researcher in the study of applications of light technology in the treatment of facial rejuvenation
- ♦ Award for the best presentation at the 19th Conference of the Spanish Society of Medical Laser Surgery; photoepilation with Alexandrite laser on skin grafts after facial reconstructive surgery
- ♦ Member of several societies, American Society for Laser Medicine and Surgery, American Association of Aesthetic Medicine and Surgery





Dr. Saco Mera, Edmundo

- ◆ Medical Director at D'Láser Clinic
- ◆ National and International Speaker of Laser and Photoluminescent Platforms for some of the most important laser equipment commercial houses
- ◆ Speaker at national and international congresses and courses on aesthetic medicine and medical lasers
- ◆ Collaborator of the Editorial Committee of the Scientific Magazine of the Faculty of Medicine of the Ricardo Palma University

“

Our teaching team will provide you with all their knowledge so that you are up to date with the most up-to-date information on the subject”

04

Structure and Content

The structure of the content has been designed by the best professionals in the Aesthetic Medicine sector, with extensive experience and recognized prestige in the profession, backed by the volume of cases reviewed, studied, and diagnosed, and with extensive knowledge of new technologies applied to teaching.





“

This Postgraduate Certificate in Laser and Light Sources in Aesthetic Medicine contains the most complete and up-to-date scientific program on the market”

Module 1. Lasers and Light Sources in Aesthetic Medicine

- 1.1. History of the Use of Light Sources. Current Indications
 - 1.1.1. History of the Use of Light Sources
 - 1.1.2. What is Light? What is Wavelength? What is a Chromophore?
 - 1.1.3. Tissue Optics
 - 1.1.4. Interaction of Light and Tissue: Biological Effects
 - 1.1.5. Therapeutic Effects: Theories of Action
 - 1.1.6. Light Emission Systems: Laser, Intense Pulsed Light, and LED
- 1.2. Treatment of Vascular Lesions
 - 1.2.1. Main Indications: Types of Lasers and Most Commonly Used Light Sources
 - 1.2.2. Contraindications
 - 1.2.3. Side Effects
- 1.3. Treatment of Pigmented Lesions and Tattoos
 - 1.3.1. Differential Diagnosis of Pigmented Lesions. Importance of the Use of Wood's Light and Dermatoscope
 - 1.3.2. Laser and Light Source Treatment of Pigmented Lesions
 - 1.3.3. Laser Treatment of Tattoos
 - 1.3.4. Contraindications
 - 1.3.5. Side Effects
- 1.4. Photoepilation with Lasers and Light Sources
 - 1.4.1. Patient Selection and Types of Treatment
 - 1.4.2. Treatment of Particular Cases
 - 1.4.3. Contraindications
 - 1.4.4. Side Effects
- 1.5. Treatment of Acne, Scars and Stretch Marks with Lasers and Light Sources
 - 1.5.1. Acne: Laser Treatment and Light Sources, Contraindications and Side Effects
 - 1.5.2. Scars: Classification, Types of Treatment, Contraindications, and Side Effects
 - 1.5.3. Stretch Marks: Types of Treatment, Contraindications, and Side Effects





- 1.6. Rejuvenation
 - 1.6.1. Ablative
 - 1.6.2. Non-Ablative
 - 1.6.3. Fractional Treatment
 - 1.6.4. Combination of Treatments
 - 1.6.5. Contraindications
 - 1.6.6. Side Effects
- 1.7. Treatment of Localized Fat
 - 1.7.1. Laser Lipolysis
 - 1.7.2. LLLT
- 1.8. Photobiomodulation
 - 1.8.1. What is Photobiomodulation?
 - 1.8.2. Indications
 - 1.8.3. Contraindications
 - 1.8.4. Side Effects
- 1.9. Photodynamic Therapy
 - 1.9.1. Definition
 - 1.9.2. Indications
 - 1.9.3. Contraindications
 - 1.9.4. Side Effects
- 1.10. Safety in the Use of Light Sources
 - 1.10.1. Regulations
 - 1.10.2. Eye Protection
 - 1.10.3. Occupational Hazards



*This will provide key training
to advance your career"*

05

Methodology

This training program provides you with a different way of learning. Our methodology uses a cyclical learning approach: ***Re-learning***.

This teaching system is used in the most prestigious medical schools in the world, and major publications such as the ***New England Journal of Medicine*** have considered it to be one of the most effective.



“

Discover Re-learning, a system that abandons conventional linear learning, to take you through cyclical teaching systems: a way of learning that has proven to be extremely effective, especially in subjects that require memorization"

At TECH we use the Case Method

In a given situation, what would you do? Throughout the program, you will be presented with multiple simulated clinical cases based on real patients, where you will have to investigate, establish hypotheses and, finally, resolve the situation. There is abundant scientific evidence on the effectiveness of the method. Specialists learn better, faster, and more sustainably over time.

With TECH you can experience a way of learning that is shaking the foundations of traditional universities around the world



According to Dr. Gérvas, the clinical case is the annotated presentation of a patient, or group of patients, which becomes a "case", an example or model that illustrates some peculiar clinical component, either because of its teaching potential or because of its uniqueness or rarity. It is essential that the case is based on current professional life, trying to recreate the real conditions in professional medical practice.

“

Did you know that this method was developed in 1912 at Harvard for law students? The case method consisted of presenting students with real-life, complex situations for them to make decisions and justify their decisions on how to solve them. In 1924, Harvard adopted it as a standard teaching method”

The effectiveness of the method is justified by four fundamental achievements:

1. Students who follow this method not only grasp concepts, but also develop their mental capacity by evaluating real situations and applying their knowledge
2. The learning process has a clear focus on practical skills that allow the student to better integrate into the real world
3. Ideas and concepts are understood more efficiently, given that the example situations are based on real-life
4. Students like to feel that the effort they put into their studies is worthwhile. This then translates into a greater interest in learning and more time dedicated to working on the course



Re-Learning Methodology

At TECH we enhance the Harvard case method with the best 100% online teaching methodology available: Re-learning.

Our University is the first in the world to combine the study of clinical cases with a 100% online learning system based on repetition, combining a minimum of 8 different elements in each lesson, which represent a real revolution with respect to simply studying and analyzing cases.



The physician will learn through real cases and by solving complex situations in simulated learning environments. These simulations are developed using state-of-the-art software to facilitate immersive learning.

At the forefront of world teaching, the Re-learning method has managed to improve the overall satisfaction levels of professionals who complete their studies, with respect to the quality indicators of the best Spanish-speaking online university (Columbia University).

With this methodology we have trained more than 250,000 physicians with unprecedented success, in all clinical specialties regardless of the surgical load. All this in a highly demanding environment, where the students have a strong socio-economic profile and an average age of 43.5 years.


Re-learning will allow you to learn with less effort and better performance, involving you more in your specialization, developing a critical mindset, defending arguments, and contrasting opinions: a direct equation to success.

In our program, learning is not a linear process, but rather a spiral (we learn, unlearn, forget, and re-learn). Therefore, we combine each of these elements concentrically.

The overall score obtained by our learning system is 8.01, according to the highest international standards.



In this program you will have access to the best educational material, prepared with you in mind:



Study Material

All teaching material is produced by the specialists who teach the course, specifically for the course, so that the teaching content is highly specific and precise

This content is then adapted in an audiovisual format that will create our way of working online, with the latest techniques that allow us to offer you high quality in all of the material that we provide you with



Latest Techniques and Procedures on Video

We introduce you to the latest techniques, to the latest educational advances, to the forefront of current medical techniques. All this, in first person, with the maximum rigor, explained and detailed for your assimilation and understanding. And best of all, you can watch them as many times as you want



Interactive Summaries

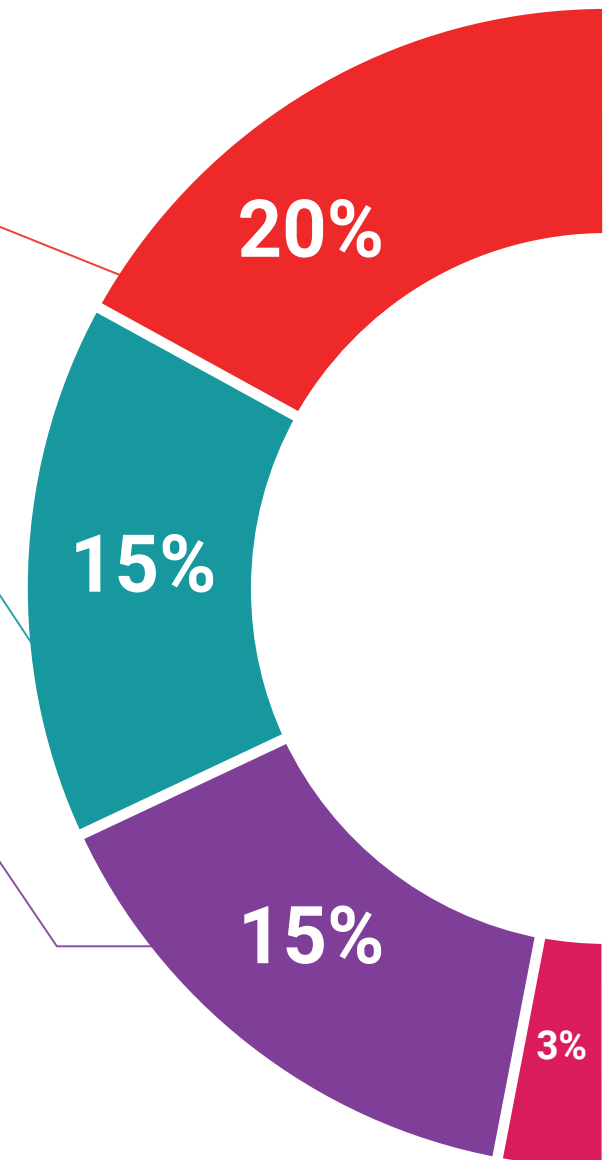
We present the contents attractively and dynamically in multimedia lessons that include audio, videos, images, diagrams, and concept maps in order to reinforce knowledge

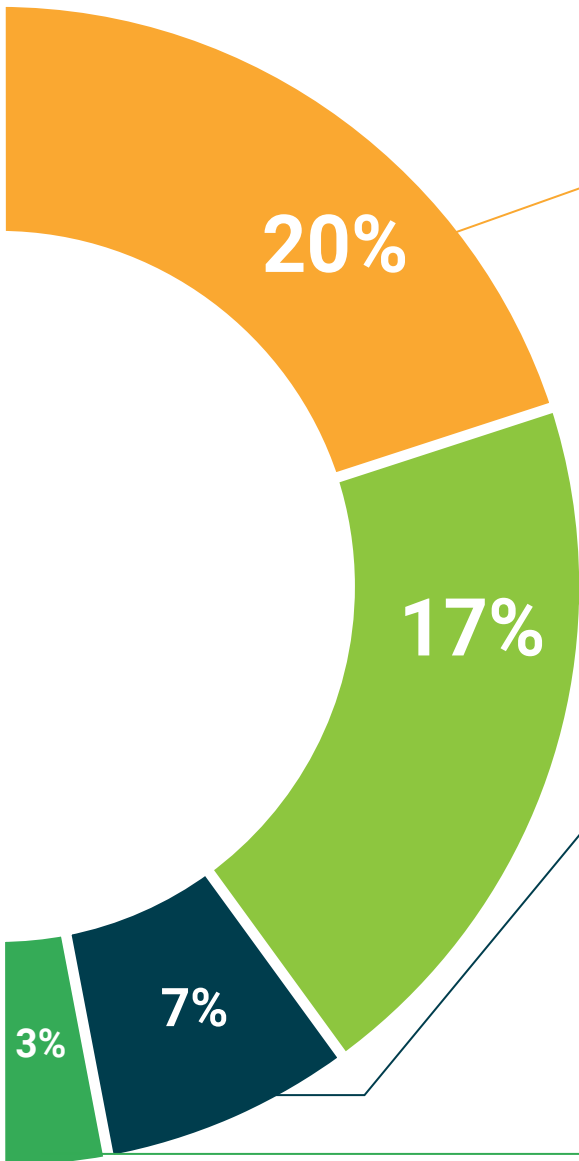
This unique multimedia content presentation training system was awarded by Microsoft as a "European Success Story"



Additional Reading

Recent articles, consensus documents, international guides. in our virtual library you will have access to everything you need to complete your training





Expert-Led Case Studies and Case Analysis

Effective learning ought to be contextual. Therefore, we will present you with real case developments in which the expert will guide you through focusing on and solving the different situations: a clear and direct way to achieve the highest degree of understanding



Testing & Re-testing

We periodically evaluate and re-evaluate your knowledge throughout the program, through assessment and self-assessment activities and exercises: so that you can see how you are achieving your goals



Classes

There is scientific evidence suggesting that observing third-party experts can be useful.

Learning from an expert strengthens knowledge and memory, and generates confidence in our future difficult decisions



Quick Action Guides

We offer you the most relevant contents of the course in the form of worksheets or quick action guides. A synthetic, practical, and effective way to help you progress in your learning



06

Certificate

The Postgraduate Certificate in Laser and Light Sources in Aesthetic Medicine guarantees you, in addition to the most rigorous and up-to-date training, access to a Postgraduate Certificate issued by TECH Technological University.





“

*Successfully complete this training
and receive your university certificate
without travel or laborious paperwork”*

This **Postgraduate Certificate university in Laser and Light Sources in Aesthetic Medicine** contains the most complete and up-to-date scientific program on the market.

After students have passed the assessments, they will receive by certified mail their **Postgraduate Certificate** qualification issued by **TECH Technological University**.

The diploma issued by **TECH Technological University** will express the qualification obtained in the Postgraduate Certificate, and will meet the requirements of the labor exchanges, competitive examinations and professional career evaluation committees.

Title: **Postgraduate Certificate in Laser and Light Sources in Aesthetic Medicine**

Official N° of hours: **150 h**.



future
health confidence people
education information tutors
guarantee accreditation teaching
institutions technology learning
community commitment
personalized service innovation
knowledge present
development language
virtual classroom



Postgraduate Certificate Laser and Light Sources in Aesthetic Medicine

- » Modality: online
- » Duration: 6 weeks
- » Certificate: TECH Technological University
- » Dedication: 8h/week
- » Schedule: at your own pace
- » Exams: online

Postgraduate Certificate Laser and Light Sources in Aesthetic Medicine

