

Postgraduate Certificate

Initial Care in Major Burns: Airway and Hemodynamics





Postgraduate Certificate Initial Care in Major Burns: Airway and Hemodynamics

- » Modality: online
- » Duration: 6 weeks
- » Certificate: TECH Technological University
- » Schedule: at your own pace
- » Exams: online

Website: www.techtitute.com/us/medicine/postgraduate-certificate/initial-care-major-burns-airway-hemodynamics

Index

01

Introduction

p. 4

02

Objectives

p. 8

03

Course Management

p. 12

04

Structure and Content

p. 18

05

Methodology

p. 22

06

Certificate

p. 30

01

Introduction

When a patient has severe burns on his or her body, he or she requires prompt and appropriate medical attention to avoid possible complications. With this program, TECH wants to prepare healthcare professionals to manage the airway and hemodynamics as the first resources for initial care of major burn victims. Therefore, professionals cannot miss this opportunity to specialize with the best in this field.





“

Proper initial care of burn patients will allow for better recovery. Specialize in this field thanks to this Postgraduate Certificate and advance in your profession"

The main objective of this Postgraduate Certificate in Initial Care in Major Burns: Airway and Hemodynamics is to offer superior knowledge to physicians who work with these types of patients so that they acquire the most complete education in the field. To this end, the two most severe problems that can affect patients, namely respiratory failure and shock, will be addressed from an up-to-date point of view.

Regarding the former, the problems derived from airway obstruction and smoke inhalation syndrome, are clearly evident. In relation to the latter, the lack of unanimous criteria for classifying inhalation injuries and the new trends on early extubation in these patients are highlighted. The recommended indications and modes of mechanical ventilation, and the indications and timing of tracheostomy are clearly outlined below. The systemic complications of toxic fume inhalation (carbon monoxide, cyanide, cyanides...) are also reviewed.

As for shock, the classic notions will be explained, as well as current monitoring and how the objectives have evolved. Finally, the use of some medications in this type of patient is reviewed.

In addition to the complete and fully updated information, it offers the greatest experience from the teaching staff in the treatment of this type of patient. This experience is very valuable since there are very few burn units and, therefore, the possibility of training in them is scarce. As a main advantage, it is a 100% online specialization, so the student can decide from where to study and at what time to do it, in this way, they can flexibly self-direct their study hours.

This **Postgraduate Postgraduate Certificate in Initial Care in Major Burns: Airway and Hemodynamics** contains the most complete and up-to-date scientific program on the market.

The most important features include:

- ♦ The development of clinical practical case studies presented by experts in burns
- ♦ The graphic, schematic, and practical contents with which they are created, provide scientific and practical information on the disciplines that are essential for professional practice
- ♦ The presentation of practical workshops on procedures and techniques
- ♦ An algorithm-based interactive learning system for decision-making in the clinical situations presented throughout the course
- ♦ Action protocols and clinical practice guidelines, which cover the most important latest developments in this specialist area
- ♦ Theoretical lessons, questions to the expert, debate forums on controversial topics, and individual reflection assignments
- ♦ Special emphasis on test-based medicine and research methodologies
- ♦ Content that is accessible from any fixed or portable device with an Internet connection



Increase your proficiency in treating patients with major burns and give your career a boost"

“

This Postgraduate Certificate is the best investment you can make in a specialization to update your knowledge in the care of patients with major burns"

The teaching staff includes a team of prestigious urologists, who bring their experience to this training program, as well as renowned specialists from leading scientific societies.

Its multimedia content, developed with the latest educational technology, will allow professionals to learn in a contextual and situated learning environment, i.e., a simulated environment that will provide immersive specialization for real situations.

The design of this program focuses on Problem-Based Learning, by means of which professionals must try to solve the different professional practice situations that are presented to them throughout the academic year. For this reason, you will be assisted by an innovative, interactive video system created by renowned and experienced experts in radiology centers with extensive teaching experience.

This Postgraduate Certificate allows you to study from anywhere in the world. All you need is a computer or mobile device with an internet connection.

Our innovative teaching methodology will allow you to study as if you were dealing with real cases, and therefore increasing your training.



02 Objectives

The Postgraduate Certificate in Initial Care in Major Burns: Airway and Hemodynamics is oriented to facilitate the performance of the healthcare practitioner with the latest advances and most innovative treatments in the sector.



“

This specialisation will create a sense of confidence in daily practice and help you to grow professionally"



General objectives

- Learn to manage and treat this complex pathology in which Intensive Care Medicine Specialists and plastic surgeons are fundamentally involved, but also other specialists such as anesthesiologists, infectologists, rehabilitators, psychiatrists, etc., and, of course, specialized nurses
- Offer a complete, integrated and multidisciplinary specialization that enables the care of patients with severe burns and that, through a multidisciplinary knowledge, facilitates the collaboration with other specialists





Specific objectives

- Specialize in the main complications of the burn patient
- Comment on new classifications and new proposals for action in smoke inhalation syndrome
- Gain a deeper understanding of the systemic complications of some toxic fumes
- Learn the skills to diagnose and treat patients with smoke inhalation syndrome



Our goal is to achieve academic excellence and to help you achieve it too"

03

Course Management

A team of leading professionals in the field of burns, who work in major hospitals of great prestige, have created the syllabus, transferring to the program their experience gained in their jobs throughout their careers.





“

The best professionals in this area have come together to offer you the most specialized expertise in burns”

International Guest Director

Dr. Jeremy Goverman is recognized internationally as a leading authority in the field of Plastic and Reconstructive Surgery, with a particular specialization in the treatment of Burns and Complex Wounds. Indeed, his professional career is a testament to his commitment to academic and clinical excellence.

With outstanding clinical work, he has served as a Burn Surgeon at Shriners Hospitals for Children and Massachusetts General Hospital (MGH), where he also holds the senior position of Associate Director of the MGH Wound Center. His depth of knowledge and experience is reflected in his ability to provide the highest quality care to his patients, from the time of the accident to their reintegration into the community.

In addition to his clinical activities, Dr. Jeremy Goverman has made an outstanding contribution to research in his field. His focus on the use of lasers for the treatment of burn scars and trauma has resulted in numerous successful treatments and renowned publications in peer-reviewed journals, such as the *Journal of Burn Care & Research* and *Surgical Clinics of North America*. In fact, he has performed more than 2,000 laser treatments specifically for scars of various causes.

Likewise, his leadership in the development of scar treatment programs, at the MGH Burn Center, reflects his commitment to innovation and continuous improvement in patient care. It is no wonder he was awarded Boston's Top Plastic Surgeon Award (2016-2021).



Dr. Jeremy, Goverman

- ♦ Associate Director of the Wound Center at Massachusetts General Hospital, U.S.A.
- ♦ Burn Surgeon at MGH and Shriners Hospital for Children
- ♦ Care of Calpifilaxis Patients at MGH
- ♦ Burn Care Provider at Sumner Redstone Burn Center
- ♦ Boston Plastic Surgeon of the Year Award (2016-2021)
- ♦ Surgical Critical Care Specialist by the American Board of Surgery
- ♦ Fellowship in General Plastic Surgery from the American Board of Plastic Surgery
- ♦ Fellow in General Surgery by the American Board of Surgery
- ♦ Doctor of Medicine, Sackler School of Medicine, Tel Aviv University

“

Thanks to TECH, you will be able to learn with the best professionals in the world”

Management



Dr. Rubio Mateo-Sidrón, Jose Alfonso

- ♦ Attending Physician in Intensive Care Medicine University Hospital 12 de Octubre
- ♦ Fellowship in Cardiothoracic Critical Care. Papworth Hospital. Cambridge UK
- ♦ Extracorporeal Life Support Organization (ELSO)
- ♦ Specialist in Intensive Care Medicine
- ♦ Degree in Medicine. Cádiz University



Dr. Sánchez Sánchez, Santos Manuel

- ♦ Head of Section of Intensive Care Medicine La Paz University Hospital
- ♦ Doctor of Medicine from the Autonomous University Madrid. Outstanding Cum Laude
- ♦ Master's Degree in Clinical, Medical and Healthcare Management. CEU Cardinal Herrera University
- ♦ Medical Specialist in Intensive Care Medicine. La Paz University Hospital
- ♦ Degree in Medicine and Surgery. University of Salamanca



Professors

Dr. Díaz Alvariño, Claudia

- ◆ Resident of Intensive Care Medicine at La Paz University Hospital (Madrid)
- ◆ Degree in Medicine from the Faculty of Medicine of the University of Santiago de Compostela
- ◆ Accredited instructor and teaching collaborator in Basic Life Support and Life Support courses

Dr. Arellano Serrano, María Soledad

- ◆ Resident of Intensive Care Medicine La Paz University Hospital
- ◆ Degree in Medicine and Surgery from the University of Alcalá de Henares

Dr. García Muñoz, Andoni

- ◆ Associate of Intensive Care Medicine
- ◆ Degree in Medicine and Surgery, University of the Basque Country
- ◆ Master's Degree in Clinical Ultrasound for Emergency and Intensive Care CEU

Dr. Flores Cabeza, Eva

- ◆ Specialist in Intensive Care Medicine in the Burn Unit at the La Paz University Hospital
- ◆ Member of the High-Level Isolation Unit La Paz-Carlos III
- ◆ Certified Expert in Emerging and High-Risk Virus Pathology in the UAM

Dr. Cachafeiro Fuciños, Lucía

- ◆ Specialist in Intensive Care Medicine in the Burns Unit at La Paz University Hospital
- ◆ Member of the High-Level Isolation Unit (HLIU) of the La Paz University Hospital. La Paz University Hospital Research Institute IdiPAZ

04

Structure and Content

The structure of the curriculum has been designed by a team of professionals who are familiar with the implications of medical training in the approach to the patient, aware of the relevance of the current specialization and committed to quality teaching through new educational technologies.





“

This Master's Degree contains the most complete and up-to-date scientific program on the market”

Module 1. Primary Care: Airway and Hemodynamics

- 1.1. Upper Airway Obstruction due to Cervicofacial Burns
 - 1.1.1. Initial
 - 1.1.2. After Resuscitation
- 1.2. Smoke Inhalation Syndrome
 - 1.2.1. Diagnostic suspicion
 - 1.2.2. Confirmatory Diagnosis
 - 1.2.3. Classification of Injuries
- 1.3. Airway Management in Burn Patients
 - 1.3.1. Intubation Indications
 - 1.3.2. Influence of Intubation and Mechanical Ventilation on Prognosis
 - 1.3.3. Early Extubation
- 1.4. Mechanical Ventilation
 - 1.4.1. Indications
 - 1.4.2. Modes
- 1.5. Tracheostomy
 - 1.5.1. Surgical Technique
 - 1.5.2. Percutaneous technique:
 - 1.5.3. Indications
- 1.6. Systemic Intoxication by Inhalation
 - 1.6.1. Carbon Monoxide
 - 1.6.2. Cyanides
 - 1.6.3. Others
- 1.7. Cardiogenic Shock in Major Burn Patients
 - 1.7.1. Frequency (F)
 - 1.7.2. Intercurrence with Other Types of Shock





- 1.8. Hemodynamic Monitoring
 - 1.8.1. Objectives
 - 1.8.2. Complications
 - 1.8.3. Lactate
- 1.9. Vasoactive Drugs in Shock and Burn Patients
 - 1.9.1. Noradrenaline.
 - 1.9.2. Terlipressin and Vasopressin
 - 1.9.3. Others
- 1.10. Hyperdynamic Phase
 - 1.10.1. Beta-Blockers

“

A unique, key, and decisive educational experience to boost your professional development”

05

Methodology

This academic program offers students a different way of learning. Our methodology uses a cyclical learning approach: **Relearning**.

This teaching system is used, for example, in the most prestigious medical schools in the world, and major publications such as the **New England Journal of Medicine** have considered it to be one of the most effective.



“

Discover Relearning, a system that abandons conventional linear learning, to take you through cyclical teaching systems: a way of learning that has proven to be extremely effective, especially in subjects that require memorization"

At TECH we use the Case Method

What should a professional do in a given situation? Throughout the program, students will face multiple simulated clinical cases, based on real patients, in which they will have to do research, establish hypotheses, and ultimately resolve the situation. There is an abundance of scientific evidence on the effectiveness of the method. Specialists learn better, faster, and more sustainably over time.

With TECH you will experience a way of learning that is shaking the foundations of traditional universities around the world.



According to Dr. Gérvas, the clinical case is the annotated presentation of a patient, or group of patients, which becomes a "case", an example or model that illustrates some peculiar clinical component, either because of its teaching power or because of its uniqueness or rarity. It is essential that the case is based on current professional life, trying to recreate the real conditions in the physician's professional practice.

“

Did you know that this method was developed in 1912, at Harvard, for law students? The case method consisted of presenting students with real-life, complex situations for them to make decisions and justify their decisions on how to solve them. In 1924, Harvard adopted it as a standard teaching method”

The effectiveness of the method is justified by four fundamental achievements:

1. Students who follow this method not only achieve the assimilation of concepts, but also a development of their mental capacity, through exercises that evaluate real situations and the application of knowledge.
2. Learning is solidly translated into practical skills that allow the student to better integrate into the real world.
3. Ideas and concepts are understood more efficiently, given that the example situations are based on real-life.
4. Students like to feel that the effort they put into their studies is worthwhile. This then translates into a greater interest in learning and more time dedicated to working on the course.

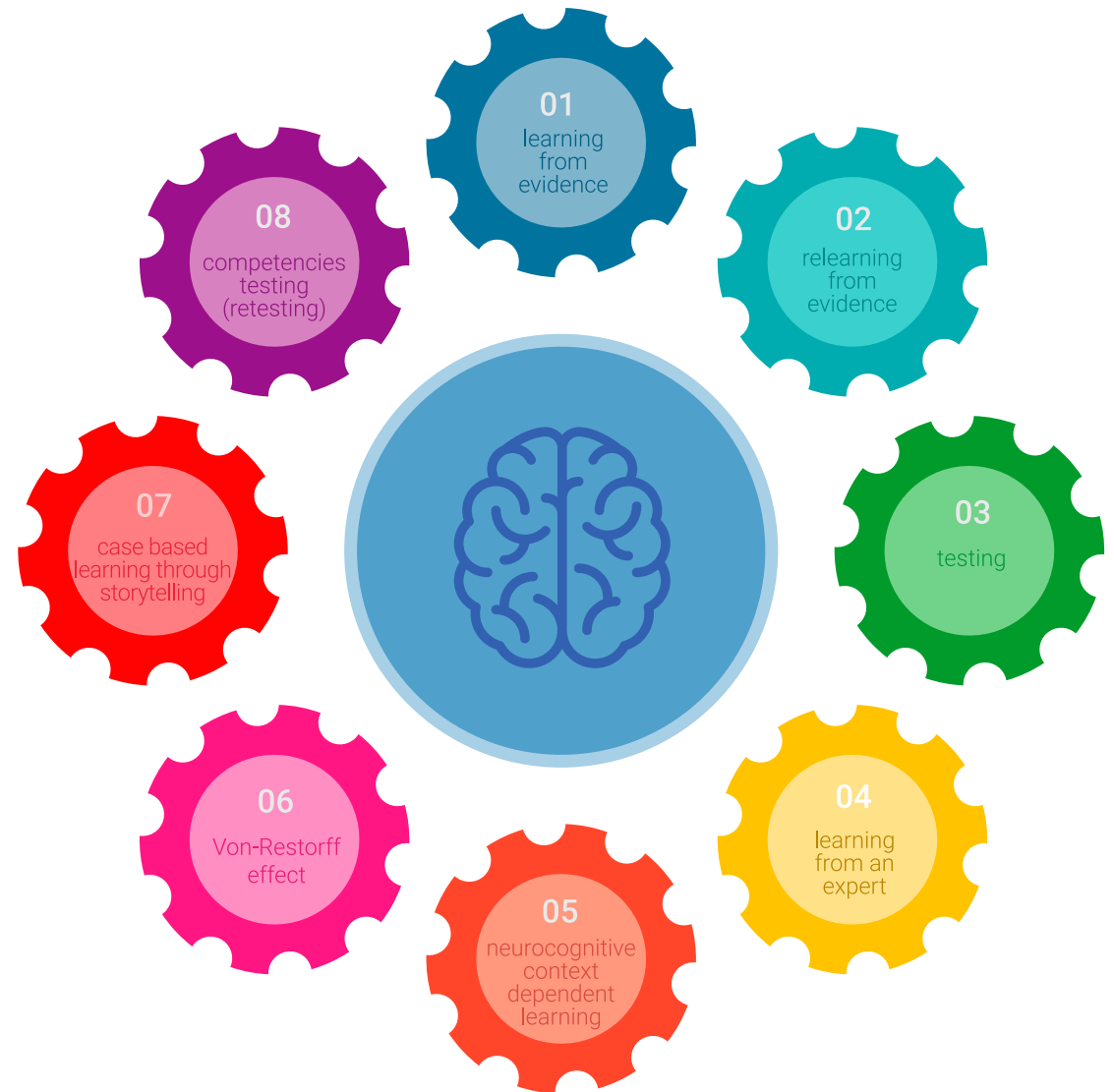


Relearning Methodology

At TECH we enhance the case method with the best 100% online teaching methodology available: Relearning.

This university is the first in the world to combine the study of clinical cases with a 100% online learning system based on repetition, combining a minimum of 8 different elements in each lesson, a real revolution with respect to the mere study and analysis of cases.

Professionals will learn through real cases and by resolving complex situations in simulated learning environments. These simulations are developed using state-of-the-art software to facilitate immersive learning.



At the forefront of world teaching, the Relearning method has managed to improve the overall satisfaction levels of professionals who complete their studies, with respect to the quality indicators of the best online university (Columbia University).

With this methodology, more than 250,000 physicians have been trained with unprecedented success in all clinical specialties regardless of surgical load. Our pedagogical methodology is developed in a highly competitive environment, with a university student body with a strong socioeconomic profile and an average age of 43.5 years old.

Relearning will allow you to learn with less effort and better performance, involving you more in your specialization, developing a critical mindset, defending arguments, and contrasting opinions: a direct equation to success.

In our program, learning is not a linear process, but rather a spiral (learn, unlearn, forget, and re-learn). Therefore, we combine each of these elements concentrically.

The overall score obtained by TECH's learning system is 8.01, according to the highest international standards.



This program offers the best educational material, prepared with professionals in mind:



Study Material

All teaching material is produced by the specialists who teach the course, specifically for the course, so that the teaching content is highly specific and precise.

These contents are then applied to the audiovisual format, to create the TECH online working method. All this, with the latest techniques that offer high quality pieces in each and every one of the materials that are made available to the student.



Surgical Techniques and Procedures on Video

TECH introduces students to the latest techniques, the latest educational advances and to the forefront of current medical techniques. All of this in direct contact with students and explained in detail so as to aid their assimilation and understanding. And best of all, you can watch the videos as many times as you like.



Interactive Summaries

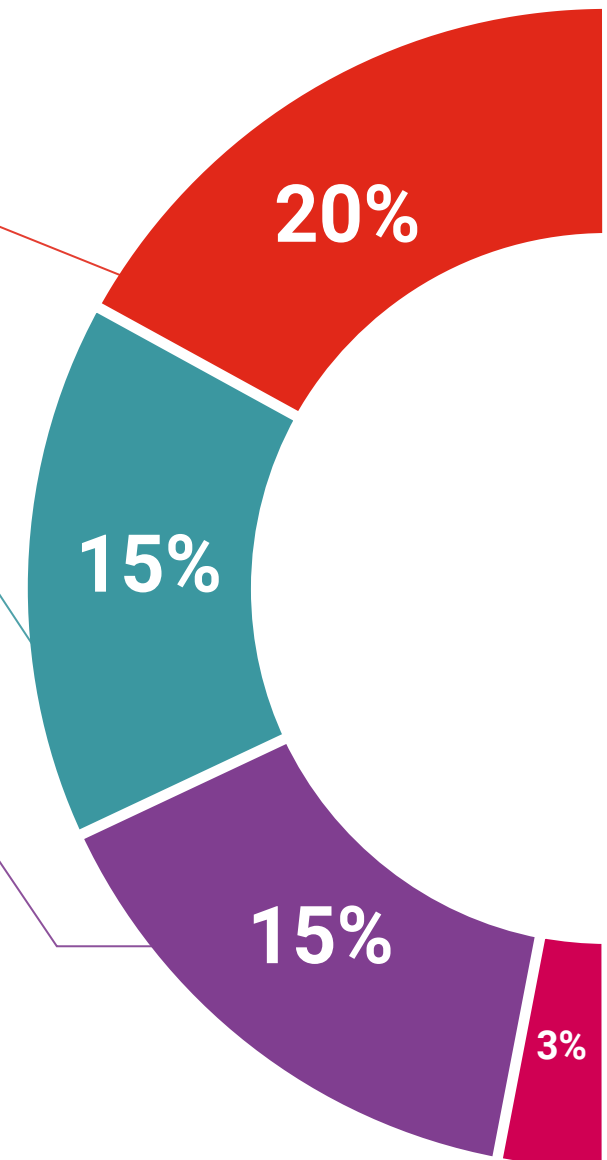
The TECH team presents the contents attractively and dynamically in multimedia lessons that include audio, videos, images, diagrams, and concept maps in order to reinforce knowledge.

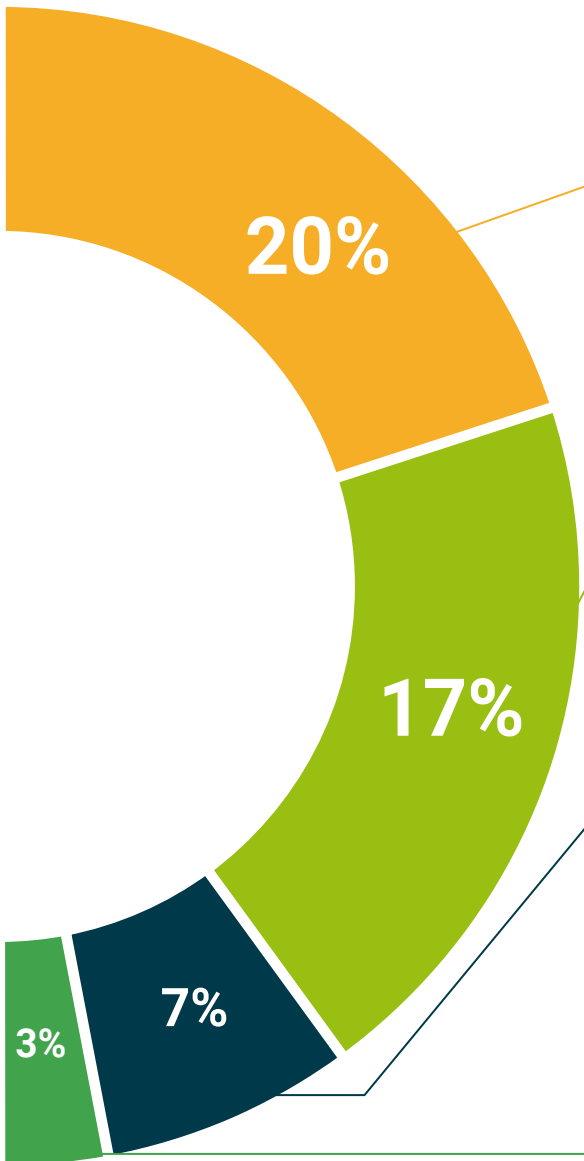
This exclusive educational system for presenting multimedia content was awarded by Microsoft as a "European Success Story".



Additional Reading

Recent articles, consensus documents and international guidelines, among others. In TECH's virtual library, students will have access to everything they need to complete their course.





Expert-Led Case Studies and Case Analysis

Effective learning ought to be contextual. Therefore, TECH presents real cases in which the expert will guide students, focusing on and solving the different situations: a clear and direct way to achieve the highest degree of understanding.



Testing & Retesting

We periodically evaluate and re-evaluate students' knowledge throughout the program, through assessment and self-assessment activities and exercises, so that they can see how they are achieving their goals.



Classes

There is scientific evidence on the usefulness of learning by observing experts. The system known as Learning from an Expert strengthens knowledge and memory, and generates confidence in future difficult decisions.



Quick Action Guides

TECH offers the most relevant contents of the course in the form of worksheets or quick action guides. A synthetic, practical, and effective way to help students progress in their learning.



06 Certificate

The Postgraduate Certificate in Initial Care in Major Burns: Airway and Hemodynamics guarantees you, in addition to the most rigorous and up-to-date training, access to a Postgraduate Certificate issued by TECH Technological University.



“

*Successfully complete this program
and receive your university degree
without travel or laborious paperwork”*

This **Postgraduate Certificate in Initial Care in Major Burns: Airway and Hemodynamics** contains the most complete and up-to-date scientific program on the market.

After the student has passed the assessments, they will receive their corresponding **Postgraduate Certificate** issued by **TECH Technological University** via tracked delivery*.

The diploma issued by **TECH Technological University** will reflect the qualification obtained in the Postgraduate Certificate, and meets the requirements commonly demanded by labor exchanges, competitive examinations, and professional career evaluation committees.

Title: **Postgraduate Certificate in Initial Care in Major Burns: Airway and Hemodynamics**

Official N° of hours: **150 h.**



*Apostille Convention. In the event that the student wishes to have their paper diploma issued with an apostille, TECH EDUCATION will make the necessary arrangements to obtain it, at an additional cost.

future
health confidence people
education information tutors
guarantee accreditation teaching
institutions technology learning
community commitment
personalized service innovation
knowledge present quality
development languages
virtual classroom



Postgraduate Certificate
Initial Care in Major Burns:
Airway and Hemodynamics

- » Modality: online
- » Duration: 6 weeks
- » Certificate: TECH Technological University
- » Schedule: at your own pace
- » Exams: online

Postgraduate Certificate

Initial Care in Major Burns: Airway and Hemodynamics

