

# Postgraduate Certificate

## Inflammatory and Infectious Diseases of the Orbit





## Postgraduate Certificate Inflammatory and Infectious Diseases of the Orbit

- » Modality: online
- » Duration: 6 weeks
- » Certificate: TECH Technological University
- » Dedication: 16h/week
- » Schedule: at your own pace
- » Exams: online

Website: [www.techtute.com/us/medicine/postgraduate-certificate/inflammatory-infectious-diseases-orbit](http://www.techtute.com/us/medicine/postgraduate-certificate/inflammatory-infectious-diseases-orbit)

# Index

01

Introduction

---

*p. 4*

02

Objectives

---

*p. 8*

03

Course Management

---

*p. 12*

04

Structure and Content

---

*p. 16*

05

Methodology

---

*p. 20*

06

Certificate

---

*p. 28*

# 01

# Introduction

The techniques and procedures for understanding and dealing with the different diseases that can affect the structures of the orbit are becoming more and more precise and are constantly evolving. Thus, this program focuses specifically on the study of inflammatory and infectious diseases to which the ocular orbit is susceptible. TECH offers this highly specialized program that delves into the diagnosis, treatment and surgical intervention of thyroid orbitopathy, granulomatosis or any other infectious or inflammatory disease affecting this section of the ocular area. The degree is developed in a 100% online format and has a teaching staff of great prestige in this clinical area, so it is a great opportunity to update immediately in this field.





“

*With this Postgraduate Certificate you will obtain the tools you need to update your professional practice, by deepening your knowledge of the latest developments in Sarcoidosis or Wegener's disease"*

Ocular plastic surgery has undergone important advances in recent years. From the management of prostheses to the recovery of eye function, the evolution of the discipline is undeniable. This transformation can also be seen in the methods of surgical intervention for benign neoplasms or in the implementation of synthetic prostheses for the anophthalmic cavity, among many other relevant aspects.

Therefore, TECH has designed this program to update physicians interested in this specialty in everything related to infectious and inflammatory diseases of the orbit. It is a 100% online degree that offers the latest scientific developments in the treatment of these conditions in only 6 weeks of learning.

Furthermore, this Postgraduate Certificate combines the 100% online format with a variety of virtual content that guarantees theoretical and practical support to the student from the very beginning. From scientific articles to interactive videos and exhaustive documentation of real cases. And all this, with the support of a teaching team composed of leading specialists in this medical area.

This **Postgraduate Certificate in Inflammatory and Infectious Diseases of the Orbit** contains the most complete and up-to-date scientific program on the market. The most important features include:

- ◆ The development of case studies presented by Ophthalmology experts.
- ◆ The graphic, schematic, and practical contents with which they are created, provide scientific and practical information on the disciplines that are essential for professional practice.
- ◆ Practical exercises where self-assessment can be used to improve learning
- ◆ Its special emphasis on innovative methodologies
- ◆ Theoretical lessons, questions to the expert, debate forums on controversial topics, and individual reflection assignments
- ◆ Content that is accessible from any fixed or portable device with an Internet connection



*This degree is developed in a 100% online format that will allow you to combine your studies with the rest of your daily activities, without interfering with your professional work and completely adapting to your personal circumstances"*

“

*Interactive summaries, video procedures, case studies... The most cutting-edge multimedia resources will be at your fingertips in this Postgraduate Certificate"*

*Discover in this degree all the new scientific evidence in the field of Inflammatory and Infectious Diseases of the Orbit.*

*Discover, from this complete syllabus, the latest advances in the diagnosis and treatment of Preseptal Cellulitis.*

The program's teaching staff includes professionals from the sector who contribute their work experience to this educational program, as well as renowned specialists from leading societies and prestigious universities.

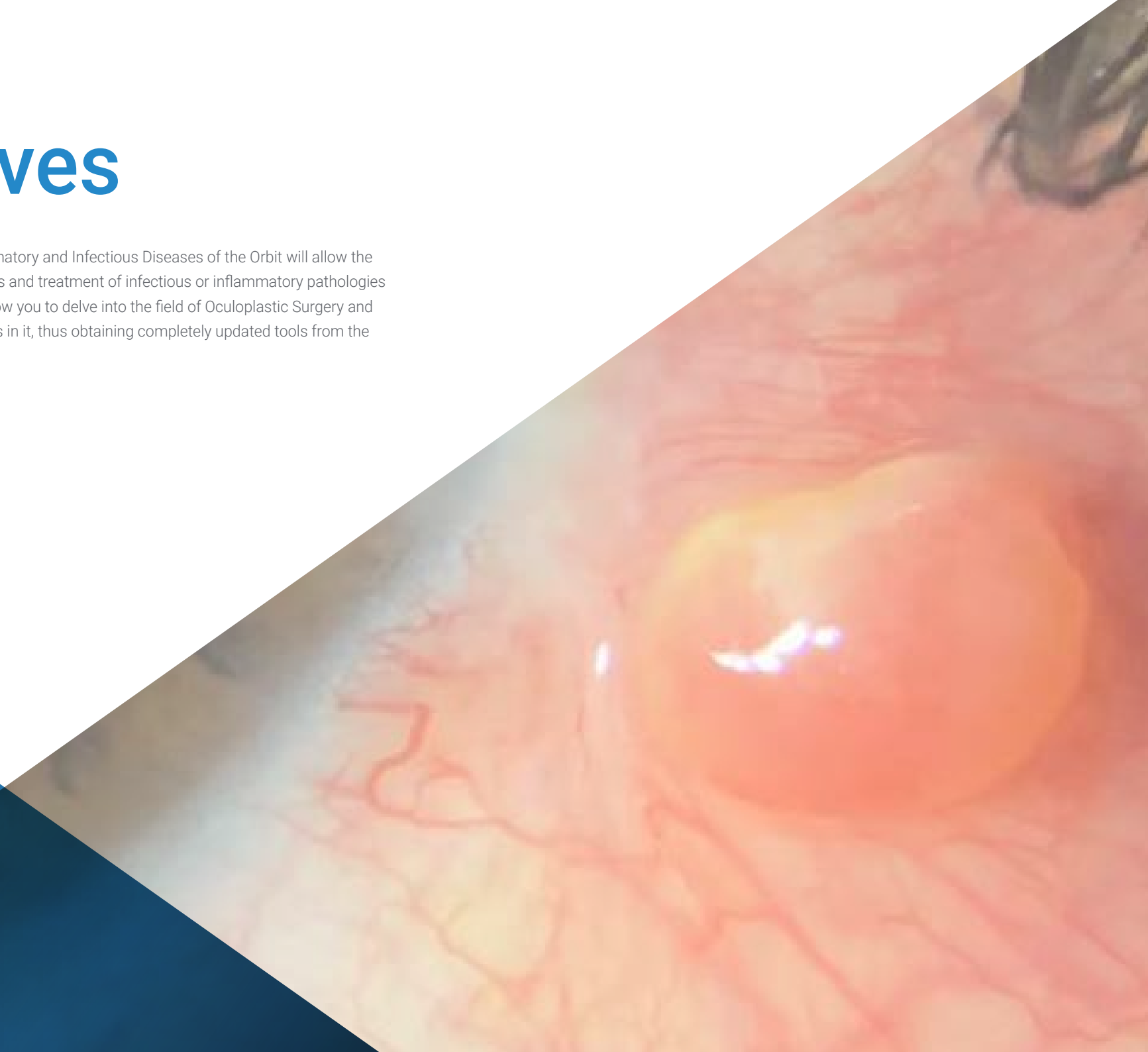
Its multimedia content, developed with the latest educational technology, will provide the professional with situated and contextual learning, i.e., a simulated environment that will provide an immersive education programmed to learn in real situations.

The design of this program focuses on problem-based learning, through which the professional must try to solve the different professional practice situations that arise during the academic year. For this purpose, the student will be assisted by an innovative interactive video system created by renowned experts.



# 02 Objectives

The Postgraduate Certificate in Inflammatory and Infectious Diseases of the Orbit will allow the physician to be updated in the diagnosis and treatment of infectious or inflammatory pathologies that may occur in the orbit. This will allow you to delve into the field of Oculoplastic Surgery and the incidence of this type of pathologies in it, thus obtaining completely updated tools from the world of ophthalmology.





“

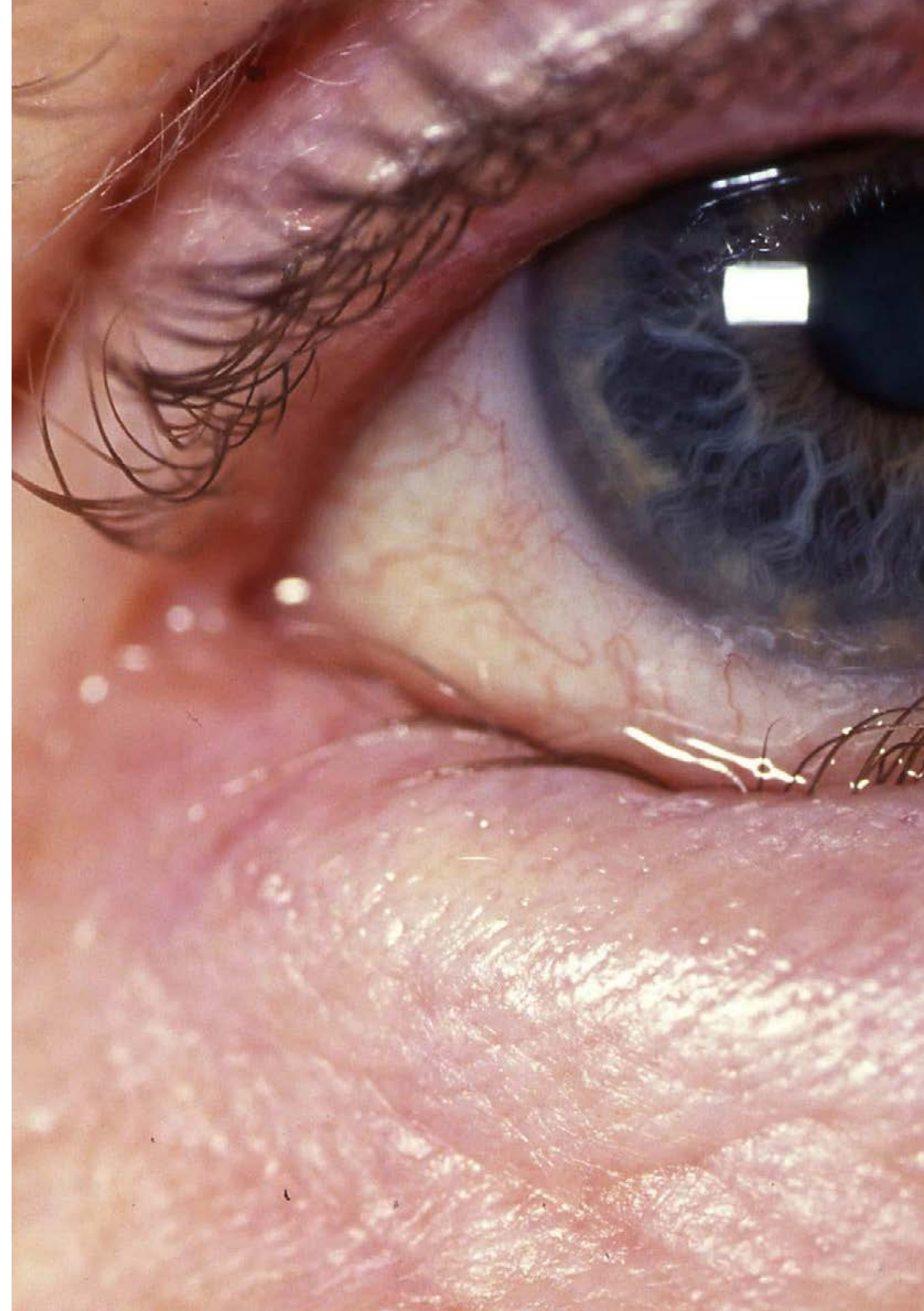
*Scientific rigor and proper dissemination and training are essential for TECH. Go deeper into Oculoplastics and orbit treatment with this Postgraduate Certificate”*

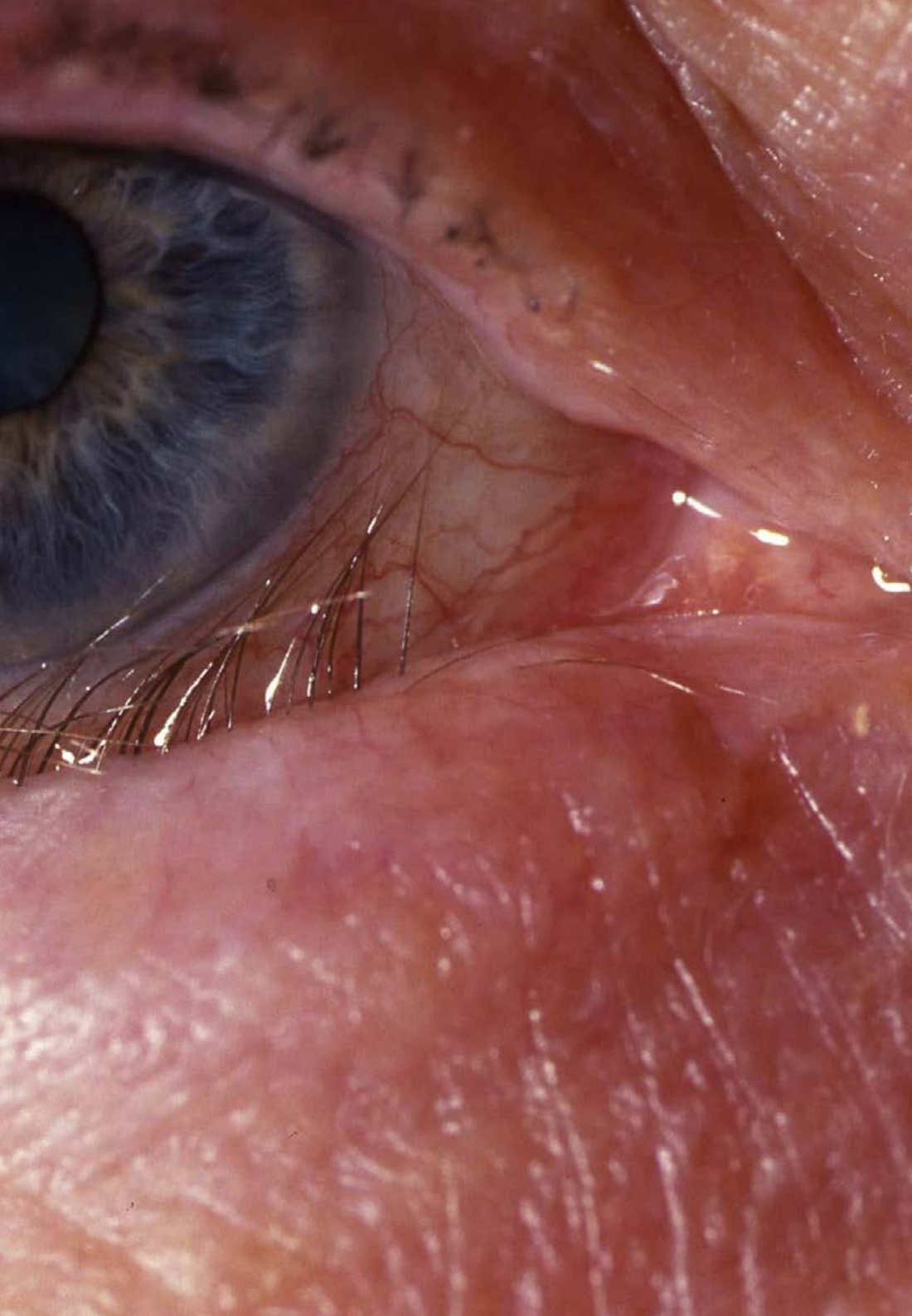


## General Objectives

---

- ◆ Delve into the anatomy and physiology of the eyelids, orbit and lacrimal ducts.
- ◆ Know in detail the physiology of the eyelids, orbit and lacrimal ducts and their functions.
- ◆ Know in depth the latest exploratory techniques for consultation, for its application in the clinic.
- ◆ In-depth knowledge of eyelid and eyelashes malpositioning diseases, their diagnosis and clinical management.
- ◆ Delve into the knowledge of the periocular anatomy, the evolutionary changes due to aging and the novelties about its aesthetic and surgical medical approach.
- ◆ Manage the diagnosis of benign and malignant lesions of the eyelids, as well as palpebral and periocular reconstruction techniques.
- ◆ Study orbital pathology from the anatomical basis to the understanding of vascular and tumor pathologies, with emphasis on their diagnosis and differential diagnosis.
- ◆ Have a deep knowledge of the inflammatory pathology of the orbit and its treatment, delving into the treatment, more specifically in the new immunological treatments and the multidisciplinary approach of these pathologies.





## Specific Objectives

---

- ◆ Learn how to perform a thorough examination of the orbit.
- ◆ Delve into the differential diagnosis of proptosis.
- ◆ Understand the etiology, clinical, diagnosis and classification of thyroid orbitopathy
- ◆ Obtain a thorough knowledge about the medical treatment of thyroid orbitopathy.
- ◆ Know the different rehabilitative surgical techniques for thyroid orbitopathy.
- ◆ Delve into the specific inflammatory diseases of the orbit; granulomatosis, sarcoidosis, Wegener's disease.
- ◆ Delve into Ig4-related disease.
- ◆ Know the main infectious diseases of the orbit: preseptal cellulitis, orbital cellulitis, mucormycosis, etc.



*Acquire the most innovative knowledge in this area of Ophthalmology and integrate in your daily work the best methods of diagnosis and surgical intervention"*

# 03

# Course Management

This program stands out for the specialists who designed it: researchers and surgeons with great experience in oculoplastics, highly qualified to teach a Postgraduate Certificate with this level of specialization. It is a commitment to the student by TECH to offer a teaching staff capable of exposing in a specific and practical way the details of each and every one of the procedures that are deployed in the program. The faculty is also supported by the latest form of distance education, with a large amount of theoretical and dynamic material 100% online.



“

*Acquire the latest specific knowledge and skills in orbit treatment with the help of TECH and the best specialists in Oculoplastics”*

## Management



### Ms. Ibáñez Flores, Nuria

- ◆ Head of the Oculoplastics Department at the ICR of Barcelona (Institut Català de Retina).
- ◆ Adjunct professor of the medical degree at the UIC (International University of Catalonia).
- ◆ Director and coordinator of the surgical master's degree of the UIC (International University of Catalonia) in Oculoplastics, Orbit and Lacrimal Ducts
- ◆ Reviewer of the Archives of the Spanish Society of Ophthalmology.
- ◆ Member of the Spanish Society of Ocular and Orbital Plastic Surgery (SECPOO).
- ◆ Responsible and coordinator of the interhospital sessions of Oculoplastics taught at ICR.
- ◆ Doctor in Medicine and Surgery from the Autonomous University of Barcelona.
- ◆ Degree in Medicine and Surgery from the University of Barcelona, Bellvitge Teaching Unit.



### Dr. Pascual González, Macarena

- ◆ Medical Specialist in Ophthalmology at General University Hospital Gregorio Marañón. Section of Oculoplasty, Tear Ducts and Orbit.
- ◆ Collaborating lecturer in the subject of Ophthalmology at the Complutense University of Madrid.
- ◆ Member of the Spanish Society of Ocular and Orbital Plastic Surgery (SECPOO).
- ◆ Fellow of European Board of Ophthalmology (FEBO)
- ◆ Degree in Medicine from the University of Malaga
- ◆ Specialist in Ophthalmology at the General University Hospital Gregorio Marañón Master in Aesthetic, Regenerative and Anti-Aging Medicine at the Complutense University of Madrid.



## Professors

### Dr. Rachwani Anil, Rahul

- ◆ Head of the Ophthalmology Service- Hospital Norte de Málaga (Antequera)Ophthalmologist attached to the Vithas Málaga Hospital Oculoplasty Unit.
- ◆ Ophthalmologist attached to the Oculoplasty Unit- Quirón Malaga Hospital.
- ◆ Member of the Spanish Society of Ocular and Orbital Plastic Surgery (SECPOO).
- ◆ Member of the Spanish Society of Ophthalmology
- ◆ Degree in Medicine from the University of Malaga
- ◆ Specialist in Ophthalmology, of Malaga Regional University Hospital
- ◆ Master Degree in Aesthetic, Regenerative and Anti-aging Medicine-Complutense University of Madrid.
- ◆ Master in Ophthalmology

# 04

## Structure and Content

The objective of this TECH Postgraduate Certificate is to update the physician on the use of oculoplastic surgery in the treatment of inflammatory and infectious diseases of the orbit, from an eminently practical approach. The program is distributed according to each type of infectious and/or inflammatory disease, covering all the details about its classification, the necessary diagnostic procedures, laboratory tests and surgical intervention. All this guided and taught by the best specialists in the area.







“

*The best experts have designed this program to transfer the most advanced diagnostic and surgical techniques and procedures"*

## Module 1. Inflammatory and Infectious Diseases of the Orbit

- 1.1. Exploration of the Orbit
  - 1.1.1. Physical Examination of the Orbit
- 1.2. Differential Diagnosis of Proptosis
- 1.3. Thyroid Ophthalmopathy (TO)
  - 1.3.1. Etiology
  - 1.3.2. Clinical Symptoms
  - 1.3.3. Diagnostic
  - 1.3.4. Classification
    - 1.3.4.1 Mild/Moderate/Severe
    - 1.3.4.2 Active/Inactive
    - 1.3.4.3 Patient Quality of Life Tests
- 1.4. Medical Treatment of TO
- 1.5. Surgical Treatment of TO
- 1.6. Specific Inflammatory Diseases of the Orbit
  - 1.6.1. Vasculitis: Granulomatosis With Polyangiitis and Others
  - 1.6.2. Granulomatous Inflammations of the Orbit
    - 1.6.2.1 Sarcoidosis
    - 1.6.2.2 Wegener's Disease
    - 1.6.2.3 Others
- 1.7. IgG4-related Disease
- 1.8. Idiopathic Orbital Inflammatory Disease
  - 1.8.1. Classification
  - 1.8.2. Diagnostic Management: Biopsy vs. Empirical Corticosteroid Therapy
  - 1.8.3. Treatment
- 1.9. Infectious Diseases of the Orbit I
  - 1.9.1. Preseptal Cellulitis
  - 1.9.2. Cellulite
- 1.10. Other Infectious Diseases of the Orbit
  - 1.10.1. Mucormycosis





*Delve into your clinical area with the best virtual education methods thanks to this Postgraduate Certificate"*

05

# Methodology

This academic program offers students a different way of learning. Our methodology uses a cyclical learning approach: **Relearning**.

This teaching system is used, for example, in the most prestigious medical schools in the world, and major publications such as the **New England Journal of Medicine** have considered it to be one of the most effective.





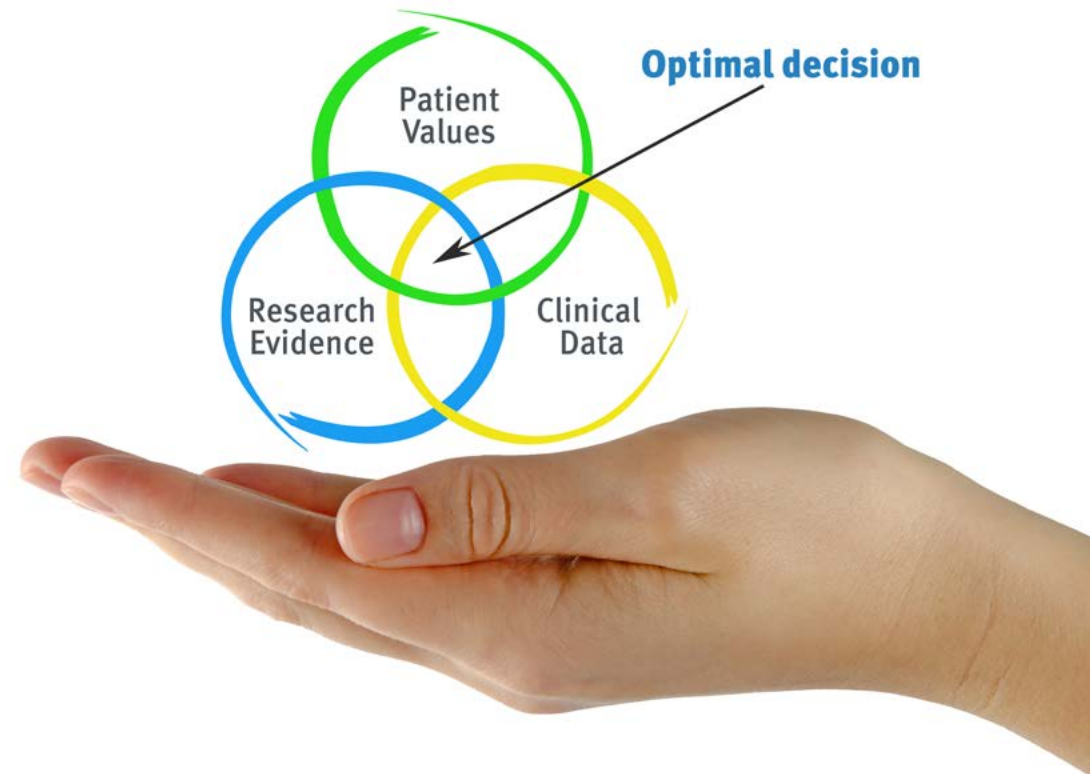
“

*Discover Relearning, a system that abandons conventional linear learning, to take you through cyclical teaching systems: a way of learning that has proven to be extremely effective, especially in subjects that require memorization"*

## At TECH we use the Case Method

What should a professional do in a given situation? Throughout the program, students will face multiple simulated clinical cases, based on real patients, in which they will have to do research, establish hypotheses, and ultimately resolve the situation. There is an abundance of scientific evidence on the effectiveness of the method. Specialists learn better, faster, and more sustainably over time.

*With TECH you will experience a way of learning that is shaking the foundations of traditional universities around the world.*



According to Dr. Gérvas, the clinical case is the annotated presentation of a patient, or group of patients, which becomes a "case", an example or model that illustrates some peculiar clinical component, either because of its teaching power or because of its uniqueness or rarity. It is essential that the case is based on current professional life, trying to recreate the real conditions in the physician's professional practice.

“

*Did you know that this method was developed in 1912, at Harvard, for law students? The case method consisted of presenting students with real-life, complex situations for them to make decisions and justify their decisions on how to solve them. In 1924, Harvard adopted it as a standard teaching method”*

The effectiveness of the method is justified by four fundamental achievements:

1. Students who follow this method not only achieve the assimilation of concepts, but also a development of their mental capacity, through exercises that evaluate real situations and the application of knowledge.
2. Learning is solidly translated into practical skills that allow the student to better integrate into the real world.
3. Ideas and concepts are understood more efficiently, given that the example situations are based on real-life.
4. Students like to feel that the effort they put into their studies is worthwhile. This then translates into a greater interest in learning and more time dedicated to working on the course.



## Relearning Methodology

At TECH we enhance the case method with the best 100% online teaching methodology available: Relearning.

This university is the first in the world to combine the study of clinical cases with a 100% online learning system based on repetition, combining a minimum of 8 different elements in each lesson, a real revolution with respect to the mere study and analysis of cases.

*Professionals will learn through real cases and by resolving complex situations in simulated learning environments. These simulations are developed using state-of-the-art software to facilitate immersive learning.*





At the forefront of world teaching, the Relearning method has managed to improve the overall satisfaction levels of professionals who complete their studies, with respect to the quality indicators of the best online university (Columbia University).

With this methodology, more than 250,000 physicians have been trained with unprecedented success in all clinical specialties regardless of surgical load. Our pedagogical methodology is developed in a highly competitive environment, with a university student body with a strong socioeconomic profile and an average age of 43.5 years old.

*Relearning will allow you to learn with less effort and better performance, involving you more in your specialization, developing a critical mindset, defending arguments, and contrasting opinions: a direct equation to success.*

In our program, learning is not a linear process, but rather a spiral (learn, unlearn, forget, and re-learn). Therefore, we combine each of these elements concentrically.

The overall score obtained by TECH's learning system is 8.01, according to the highest international standards.



This program offers the best educational material, prepared with professionals in mind:



#### Study Material

All teaching material is produced by the specialists who teach the course, specifically for the course, so that the teaching content is highly specific and precise.

These contents are then applied to the audiovisual format, to create the TECH online working method. All this, with the latest techniques that offer high quality pieces in each and every one of the materials that are made available to the student.



#### Surgical Techniques and Procedures on Video

TECH introduces students to the latest techniques, the latest educational advances and to the forefront of current medical techniques. All of this in direct contact with students and explained in detail so as to aid their assimilation and understanding. And best of all, you can watch the videos as many times as you like.



#### Interactive Summaries

The TECH team presents the contents attractively and dynamically in multimedia lessons that include audio, videos, images, diagrams, and concept maps in order to reinforce knowledge.

This exclusive educational system for presenting multimedia content was awarded by Microsoft as a "European Success Story".



#### Additional Reading

Recent articles, consensus documents and international guidelines, among others. In TECH's virtual library, students will have access to everything they need to complete their course.





#### Expert-Led Case Studies and Case Analysis

Effective learning ought to be contextual. Therefore, TECH presents real cases in which the expert will guide students, focusing on and solving the different situations: a clear and direct way to achieve the highest degree of understanding.



#### Testing & Retesting

We periodically evaluate and re-evaluate students' knowledge throughout the program, through assessment and self-assessment activities and exercises, so that they can see how they are achieving their goals.



#### Classes

There is scientific evidence on the usefulness of learning by observing experts. The system known as Learning from an Expert strengthens knowledge and memory, and generates confidence in future difficult decisions.



#### Quick Action Guides

TECH offers the most relevant contents of the course in the form of worksheets or quick action guides. A synthetic, practical, and effective way to help students progress in their learning.



06

# Certificate

The Postgraduate Certificate in Inflammatory and Infectious Diseases of the Orbit guarantees, in addition to the most rigorous and up-to-date education, access to a Postgraduate Certificate diploma issued by TECH Technological University..





“

*Successfully complete this program and receive your university qualification without having to travel or fill out laborious paperwork”*

This **Postgraduate Certificate in Inflammatory and Infectious Diseases of the Orbit** contains the most complete and updated educational program on the market.

After the students has passed the assessments, they will receive their corresponding **Postgraduate Certificate** issued by **TECH Technological University** via tracked delivery\*.

The diploma issued by **TECH Technological University** will reflect the qualification obtained in the Postgraduate Certificate, and meets the requirements commonly demanded by labor exchanges, competitive examinations and professional career evaluation committees.

Title: **Postgraduate Certificate Inflammatory and Infectious Diseases of the Orbit**  
Official N°. of Hours: **150 h.**



\*Apostille Convention. In the event that the student wishes to have their paper diploma issued with an apostille, TECH EDUCATION will make the necessary arrangements to obtain it, at an additional cost.

future  
health confidence people  
education information tutors  
guarantee accreditation teaching  
institutions technology learning  
community commitment  
personalized service innovation  
knowledge present  
development language  
virtual classroom



## Postgraduate Certificate Inflammatory and Infectious Diseases of the Orbit

- » Modality: online
- » Duration: 6 weeks
- » Certificate: TECH Technological University
- » Dedication: 16h/week
- » Schedule: at your own pace
- » Exams: online

# Postgraduate Certificate

## Inflammatory and Infectious Diseases of the Orbit

