

# Postgraduate Certificate

## Inflammatory Dermatological Diseases



## Postgraduate Certificate Inflammatory Dermatological Diseases

Course Modality: Online

Duration: 6 weeks

Endorsed by: TECH Technological University

8 ECTS Credits

Hours 200 hours

Website: [www.techtute.com/us/medicine/postgraduate-certificate/inflammatory-dermatological-diseases](http://www.techtute.com/us/medicine/postgraduate-certificate/inflammatory-dermatological-diseases)

# Index

01

Introduction

---

*p. 4*

02

Objectives

---

*p. 8*

03

Structure and Content

---

*p. 12*

04

Methodology

---

*p. 16*

05

Certificate

---

*p. 24*

01

# Introduction

Advances in the care of inflammatory dermatological pathologies require professionals to gain new skills and meet increasingly stringent quality requirements in their performance. It is essential for dermatology specialists to be able to respond adequately to this evolution of scientific and technological knowledge through appropriate up-to-date medical training in the most topical issues of current interest and of highest impact in this specialist field.



“

*Improve your knowledge in inflammatory dermatological diseases through this program, where you will find the best teaching material with real clinical cases and high resolution images. Learn here about the latest advances in the specialty to be able to perform a quality medical practice”*

Inflammatory dermatological diseases require a special approach to ensure that diagnostic and therapeutic procedures are adapted to their etiology, which in many cases patients suffer with anguish and uncertainty. Understanding the biological mechanisms and incorporating the latest advances in the field is essential for physicians in order to establish the best therapeutic indications in each case.

Papulosquamous dermatoses, dermatitis, blistering diseases and pustular eruptions are some of the examples that are covered extensively in this program, as well as deposit diseases and granulomatous diseases, among others.

The aim of this course is to help specialists gain up-to-date knowledge in the approach to inflammatory dermatological diseases, which will, without a doubt, help them in making decisions that will improve the care and the prognosis off the patients.



*Update your knowledge through the Postgraduate Certificate in Inflammatory Dermatological Diseases in a practical way and adapted to your needs"*

This **Postgraduate Certificate in Inflammatory Dermatological Diseases** contains the most complete and up-to-date scientific program on the market. The most important features of the Postgraduate Certificate are:

- ♦ Clinical cases presented by experts in the different specialties. The graphic, schematic, and eminently practical contents with which they are created contain clinical information that is indispensable for professional practice.
- ♦ Diagnostic and therapeutic innovations in the approach to blistering, granulomatous and deposit diseases. Gain up-to-date knowledge on the course of action in dealing with papulosquamous dermatoses, dermatitis and pustular and urticarial eruptions.
- ♦ It contains practical exercises where the self-evaluation process can be carried out to improve learning.
- ♦ Algorithm-based interactive learning system for decision-making in the presented clinical situations.
- ♦ Special emphasis on test-based medicine and research methodologies in dermatology.
- ♦ All of this will be complemented by theoretical lessons, questions to the expert, debate forums on controversial topics, and individual reflection assignments.
- ♦ Content that is accessible from any fixed or portable device with an Internet connection.

“

*This Postgraduate Certificate may be the best investment you can make when choosing a refresher program for two reasons: in addition to updating your knowledge in Inflammatory Dermatological Diseases, you will obtain a Postgraduate Certificate qualification from TECH Technological University”*

Forming part of the teaching staff is a group of professionals in the world of dermatology, who bring to this course their work experience, as well as a group of renowned specialists, recognised by esteemed scientific communities.

The multimedia content developed with the latest educational technology will provide the professional with situated and contextual learning, i.e., a simulated environment that will provide an immersive training program to train in real situations.

This program is designed around Problem Based Learning, whereby the physician must try to solve the different professional practice situations that arise during the course. For this reason, you will be assisted by an innovative, interactive video system created by renowned and experienced experts in the field of dermatology with extensive teaching experience.

*The Postgraduate Certificate allows training in simulated environments, which provide immersive learning programmed to train in real situations.*

*It includes clinical cases to bring the program's degree as close as possible to the reality of medical care.*



# 02

# Objectives

The main objective of this program is to help the medic so that, in a simple way, they can update their knowledge of the advances in the management of congenital dermatological diseases, so that the specialist's knowledge is kept up-to-date and they can perform an appropriate diagnosis and choose the best treatment, allowing them to carry out their professional practice with confidence.





“

*This refresher program will generate a sense of security in your medical practice, which will help you grow both personally and professionally”*



## General Objective

---

- Provide the specialist with up-to-date knowledge of the approach to inflammatory dermatological diseases and describe the applications of the most advanced diagnostic and therapeutic techniques.



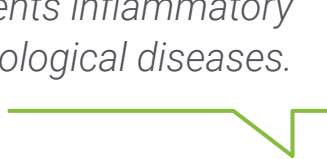


## Specific Objectives

---

- Describe the structure and function of the skin.
- Establish the differences between primary and secondary skin lesions.
- Lay the foundations of dermatopathology and its clinicopathological correlation with inflammatory dermatological diseases.
- Develop knowledge of the differential characteristics between papulosquamous dermatoses, dermatitis, blistering diseases and pustular eruptions.
- Define vasculitis, panniculitis and toxicoderma.
- Describe vascular malformations and hemangiomas.

*Make the most of the opportunity and take the step to get up-to-date on the latest developments inflammatory dermatological diseases.*



03

# Structure and Content

The structure of the contents has been designed by a team of professionals from the best hospitals and universities in the country, who are aware of the relevance of up-to-date training to be able to deal with patients with inflammatory dermatological pathologies, and are committed to quality teaching through new educational technologies.





“

*This Postgraduate Certificate in Inflammatory Dermatological Diseases contains the most complete and up-to-date scientific program on the market”*

## Module 1. Inflammatory Diseases

- 1.1. Papulosquamous Dermatoses: Psoriasis.
- 1.2. Papulosquamous Dermatoses: Pityriasis Rubra Pilaris.
- 1.3. Papulosquamous Dermatoses: Pityriasis Rosea.
- 1.4. Papulosquamous Dermatoses: Acute Lichenoid Pityriasis and Varioliform Pityriasis.
- 1.5. Atopic Dermatitis.
- 1.6. Seborrheic Dermatitis.
- 1.7. Contact Dermatitis
- 1.8. Blistering Diseases: Pemphigus.
- 1.9. Blistering Diseases: Pemphigoid.
- 1.10. Blistering Diseases: Dermatitis Herpetiformis.
- 1.11. Blistering Diseases: Linear IgA Dermatitis.
- 1.12. Pustular Rashes: Pemphigus IgA.
- 1.13. Neonatal Pustular Eruption.
- 1.14. Panniculitis
- 1.15. Pustular Eruption Caused by Drugs.
- 1.16. Pigmentation Disorders.
- 1.17. Vasculitis.
- 1.18. Toxicoderma.
- 1.19. Deposition Diseases.
- 1.20. Granulomatous Diseases.
- 1.21. Urticaria and Angioedema.





“

*A unique, key, and decisive training experience to boost your professional development”*

04

# Methodology

This training provides you with a different way of learning. Our methodology uses a cyclical learning approach: ***Re-learning***.

This teaching system is used in the most prestigious medical schools in the world, and major publications such as the ***New England Journal of Medicine*** have considered it to be one of the most effective.





“

*Discover Re-learning, a system that abandons conventional linear learning, to take you through cyclical teaching systems: a way of learning that has proven to be extremely effective, especially in subjects that require memorization"*

## At TECH we use the Case Method

In a given situation, what would you do? Throughout the program you will be presented with multiple simulated clinical cases based on real patients, where you will have to investigate, establish hypotheses and, finally, resolve the situation. There is abundant scientific evidence on the effectiveness of the method. Specialists learn better, faster, and more sustainably over time.

*With TECH you can experience a way of learning that is shaking the foundations of traditional universities around the world.*



According to Dr. Gérvas, the clinical case is the annotated presentation of a patient, or group of patients, which becomes a "case", an example or model that illustrates some peculiar clinical component, either because of its teaching potential or because of its uniqueness or rarity. It is essential that the case is based on current professional life, trying to recreate the real conditions in the physician's professional practice.

“

*Did you know that this method was developed in 1912 at Harvard for law students? The case method consisted of presenting students with real-life, complex situations for them to make decisions and justify their decisions on how to solve them. In 1924, Harvard adopted it as a standard teaching method”*

The effectiveness of the method is justified by four fundamental achievements:

1. Students who follow this method not only grasp concepts, but also develop their mental capacity by evaluating real situations and applying their knowledge.
2. The learning process has a clear focus on practical skills that allow the student to better integrate into the real world.
3. Ideas and concepts are understood more efficiently, given that the example situations are based on real-life.
4. Students like to feel that the effort they put into their studies is worthwhile. This then translates into a greater interest in learning and more time dedicated to working on the course.



## Re-Learning Methodology

At TECH we enhance the Harvard case method with the best 100% online teaching methodology available: Re-learning.

Our University is the first in the world to combine the study of clinical cases with a 100% online learning system based on repetition, combining a minimum of 8 different elements in each lesson, which represent a real revolution with respect to simply studying and analyzing cases.

*The physician will learn through real cases and by solving complex situations in simulated learning environments. These simulations are developed using state-of-the-art software to facilitate immersive learning.*



At the forefront of world teaching, the Re-learning method has managed to improve the overall satisfaction levels of professionals who complete their studies, with respect to the quality indicators of the best Spanish-speaking online university (Columbia University).

With this methodology we have trained more than 250,000 physicians with unprecedented success, in all clinical specialties regardless of the surgical load. All this in a highly demanding environment, where the students have a strong socio-economic profile and an average age of 43.5 years.

*Re-learning will allow you to learn with less effort and better performance, involving you more in your training, developing a critical mindset, defending arguments, and contrasting opinions: a direct equation to success.*

In our program, learning is not a linear process, but rather a spiral (we learn, unlearn, forget, and re-learn). Therefore, we combine each of these elements concentrically.

The overall score obtained by our learning system is 8.01, according to the highest international standards.



In this program you will have access to the best educational material, prepared with you in mind:



#### Study Material

All the teaching materials are specifically created for the course, by specialists who teach on the course, so that the teaching content is highly specific and precise.

This content is then adapted in an audiovisual format that will create our way of working online, with the latest techniques that allow us to offer you high quality in all of the material that we provide you with.



#### Latest Techniques and Procedures on Video

We introduce you to the latest techniques, to the latest educational advances, to the forefront of current medical techniques. All this, in first person, with the maximum rigor, explained and detailed for your assimilation and understanding. And best of all, you can watch them as many times as you want.



#### Interactive Summaries

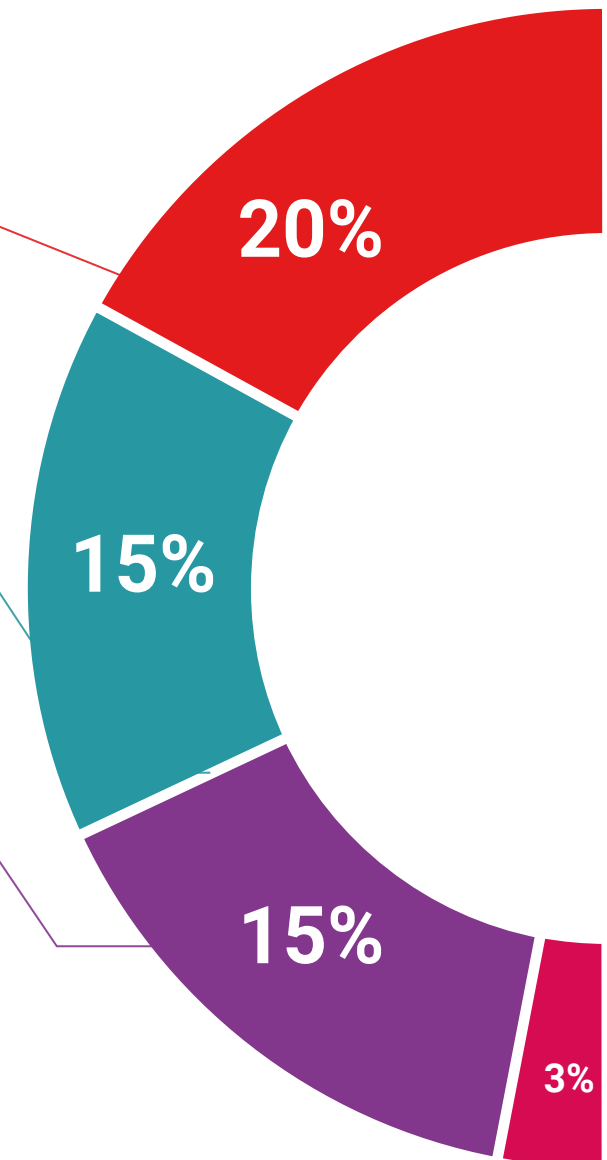
We present the contents attractively and dynamically in multimedia lessons that include audio, videos, images, diagrams, and concept maps in order to reinforce knowledge.

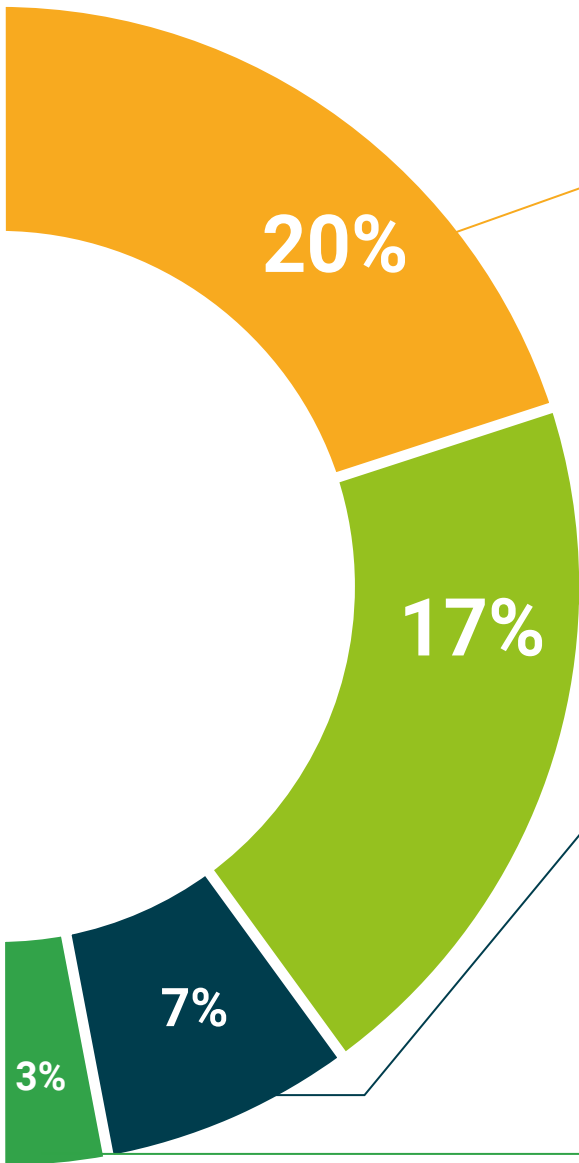
This unique multimedia content presentation training system was awarded by Microsoft as a "European Success Story".



#### Additional Reading

Recent articles, consensus documents, international guides. in our virtual library you will have access to everything you need to complete your training.





**Expert-Led Case Studies and Case Analysis**

Effective learning ought to be contextual. Therefore, we will present you with real case developments in which the expert will guide you through focusing on and solving the different situations: a clear and direct way to achieve the highest degree of understanding.



**Testing & Re-Testing**

We periodically evaluate and re-evaluate your knowledge throughout the program, through assessment and self-assessment activities and exercises: so that you can see how you are achieving your goals.



**Classes**

There is scientific evidence suggesting that observing third-party experts can be useful.

Learning from an expert strengthens knowledge and memory and generates confidence in our future difficult decisions.



**Quick Action Guides**

We offer you the most relevant contents of the course in the form of worksheets or quick action guides. A synthetic, practical, and effective way to help you progress in your learning.



# 05 Certificate

The Postgraduate Certificate in Inflammatory Dermatological Diseases guarantees you, in addition to the most rigorous and up-to-date training, access to a Postgraduate Certificate issued by TECH Technological University.





“

*Successfully complete this training and receive your diploma without the hassle of travel or paperwork”*

This **Postgraduate Certificate in Inflammatory Dermatological Diseases** contains the most complete and up-to-date scientific program on the market.

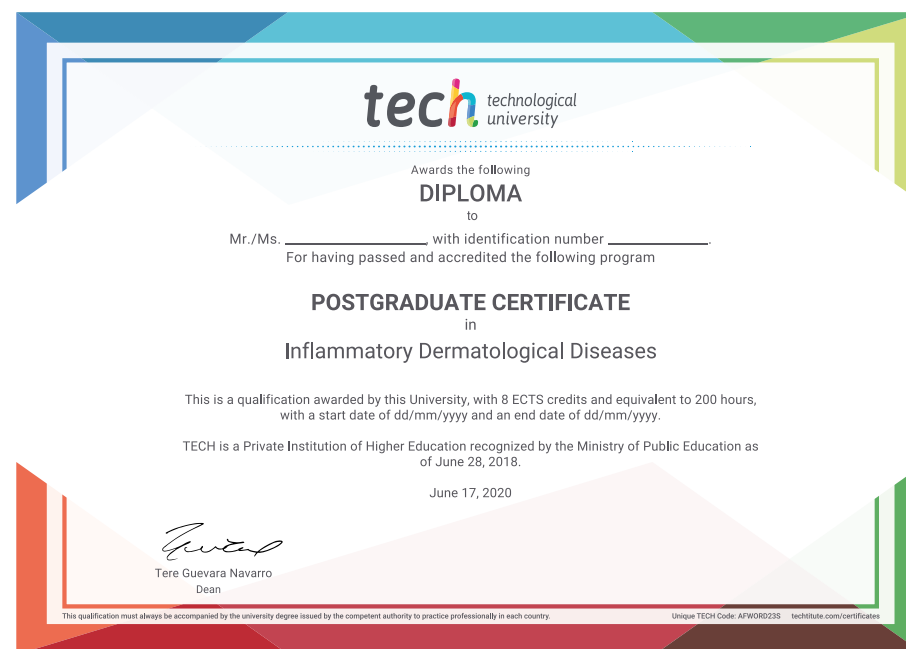
After students have passed the evaluations, they will receive their corresponding Postgraduate Certificate issued by **TECH Technological University** via tracked delivery\*.

The diploma issued by **TECH Technological University** will reflect the qualification obtained in the Postgraduate Certificate, and meets the requirements commonly demanded by labor exchanges, competitive examinations, and professional career evaluation committees.

Title: **Postgraduate Certificate in Inflammatory Dermatological Diseases**

ECTS: **8**

Nº Hours: **200**



\*Apostille Convention. In the event that the student wishes to have their paper diploma issued with an apostille, TECH EDUCATION will make the necessary arrangements to obtain it, at an additional cost.

future  
health confidence people  
education information tutors  
guarantee accreditation teaching  
institutions technology learning  
community commitment  
personalized service innovation  
knowledge present  
development languages  
virtual classroom



## Postgraduate Certificate

Inflammatory  
Dermatological  
Diseases

Course Modality: Online

Duration: 6 weeks

Endorsed by: TECH Technological University

8 ECTS Credits

Hours 200 hours

Postgraduate Certificate

Inflammatory Dermatological Diseases

