

Postgraduate Certificate Infectious Diseases and International Health





Postgraduate Certificate Infectious Diseases and International Health

- » Modality: online
- » Duration: 12 weeks
- » Certificate: TECH Technological University
- » Dedication: 16h/week
- » Schedule: at your own pace
- » Exams: online

Website: www.techtitute.com/us/medicine/postgraduate-certificate/infectious-diseases-international-health

Index

01

Introduction

p. 4

02

Objectives

p. 8

03

Course Management

p. 12

04

Structure and Content

p. 16

05

Methodology

p. 20

06

Certificate

p. 28

01

Introduction

The virulence with which certain infectious diseases can spread throughout the world could have serious consequences for international health. For this reason, the role of medical professionals in their prevention, diagnosis and treatment is crucial. To this end, and in order to avoid the resurgence of a new pandemic, these specialists must keep abreast of latent infectious pathologies, as well as the latest strategies for their control. To do so, you can count on this innovative and intensive program, designed by experts in Infectious Diseases and presented in a convenient 100% online format. The perfect opportunity to update your knowledge and perfect your medical skills in just 12 weeks.



“

The best program to get you up to speed on infectious diseases affecting international health through a 100% online program"

International health has always been in the spotlight, especially when it has been seriously threatened: AIDS, influenza A H1N1, COVID-19 or seismic smallpox have been among the latest infectious diseases that have generated the greatest concern in society due to their seriousness and virulence. In all these crises, the role played by health specialists, especially physicians, has been fundamental, not only in diagnosis and treatment, but also in prevention and education of people.

That is why TECH has considered necessary the development of this Postgraduate Certificate in Infectious Diseases and International Health, in order to provide the graduate with an update on the pathologies that are governing the health sector in the world. This is an intensive and austere program that delves in a multidisciplinary way into the epidemiology and symptomatology of the conditions, focusing on the latest developments related to the most effective strategies, drugs and vaccination recommended for each case.

To this end, it will have 300 hours of theoretical, practical and additional content in different formats, designed by experts in infectious diseases and presented in a convenient and accessible 100% online program. Thanks to this, you will have the possibility to access whenever you want and from any device with internet connection, providing versatility and flexibility. Therefore, if what the specialist is looking for is access to a program that will guarantee an exhaustive update and adapted to their needs, this option is the best you will find in the current university academic market.

This **Postgraduate Certificate in Infectious Diseases and International Health** contains the most complete and up-to-date scientific program on the market. Its most notable features are:

- ◆ Clinical cases presented by experts in Infectious Diseases
- ◆ The graphic, schematic, and practical contents with which they are created, provide scientific and practical information on the disciplines that are essential for professional practice
- ◆ Practical exercises where the self-assessment process can be carried out to improve learning
- ◆ Its special emphasis on innovative methodologies
- ◆ Theoretical lessons, questions to the expert, debate forums on controversial topics, and individual reflection assignments
- ◆ Content that is accessible from any fixed or portable device with an Internet connection



Would you like to delve into the latest developments in infectious diseases of the international traveler? With this program you will be able to do so through a specific module dedicated to it"

“

In the virtual classroom, you will find hours of additional material in different formats so that you can delve deeper into the sections of the syllabus in a personalized way”

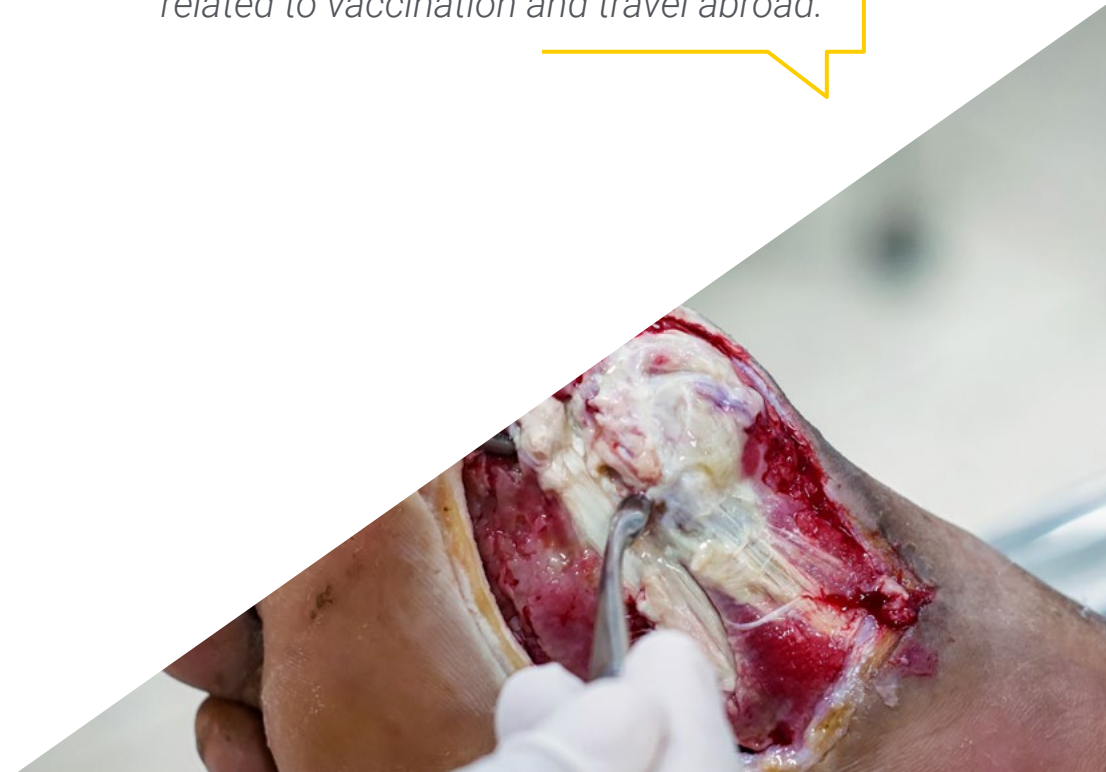
The program's teaching staff includes professionals from sector who contribute their work experience to this educational program, as well as renowned specialists from leading societies and prestigious universities.

The multimedia content, developed with the latest educational technology, will provide the professional with situated and contextual learning, i.e., a simulated environment that will provide immersive education programmed to learn in real situations.

The design of this program focuses on problem-based learning, through which the professional must try to solve the different professional practice situations that arise during the academic year. For this purpose, the student will be assisted by an innovative interactive video system created by renowned and experienced experts.

TECH gives you the possibility to access the 300 hours of the program from anywhere and with a schedule totally adapted to your availability.

A perfect option to update your handbook with the latest news related to vaccination and travel abroad.



02 Objectives

Given the important role that medical professionals play in the control, diagnosis and prevention of the different infectious diseases that exist, TECH has developed this program with the aim of bringing them up to date in this field, contributing to the improvement of international health. For this purpose, it will have the most innovative academic tools, as well as the latest and most austere information in this field of Infectious Diseases.



“

The more demanding your academic objectives are, the more you will be able to get out of this Postgraduate Certificate thanks to all the content that TECH will make available to you"




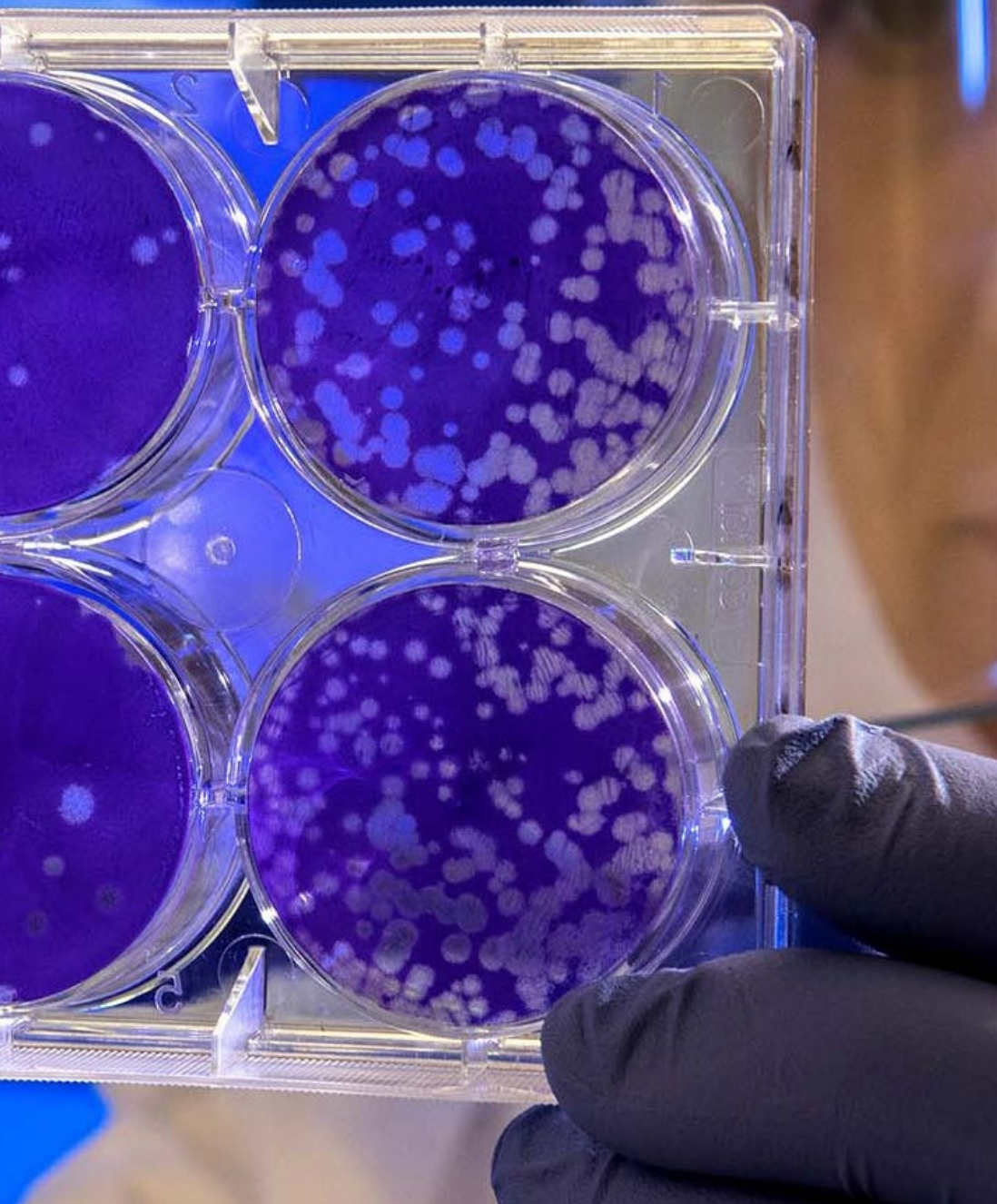
General Objectives

- ◆ Provide the graduate with the most complete and up-to-date information on the current international health situation
- ◆ Develop in the specialist a broad and innovative knowledge on the diagnosis and clinical management of patients with parasitic and tropical diseases

“

Would you like to perfect your professional skills in international traveler health control? With this TECH program, you will achieve this and all your goals in less than 12 weeks”





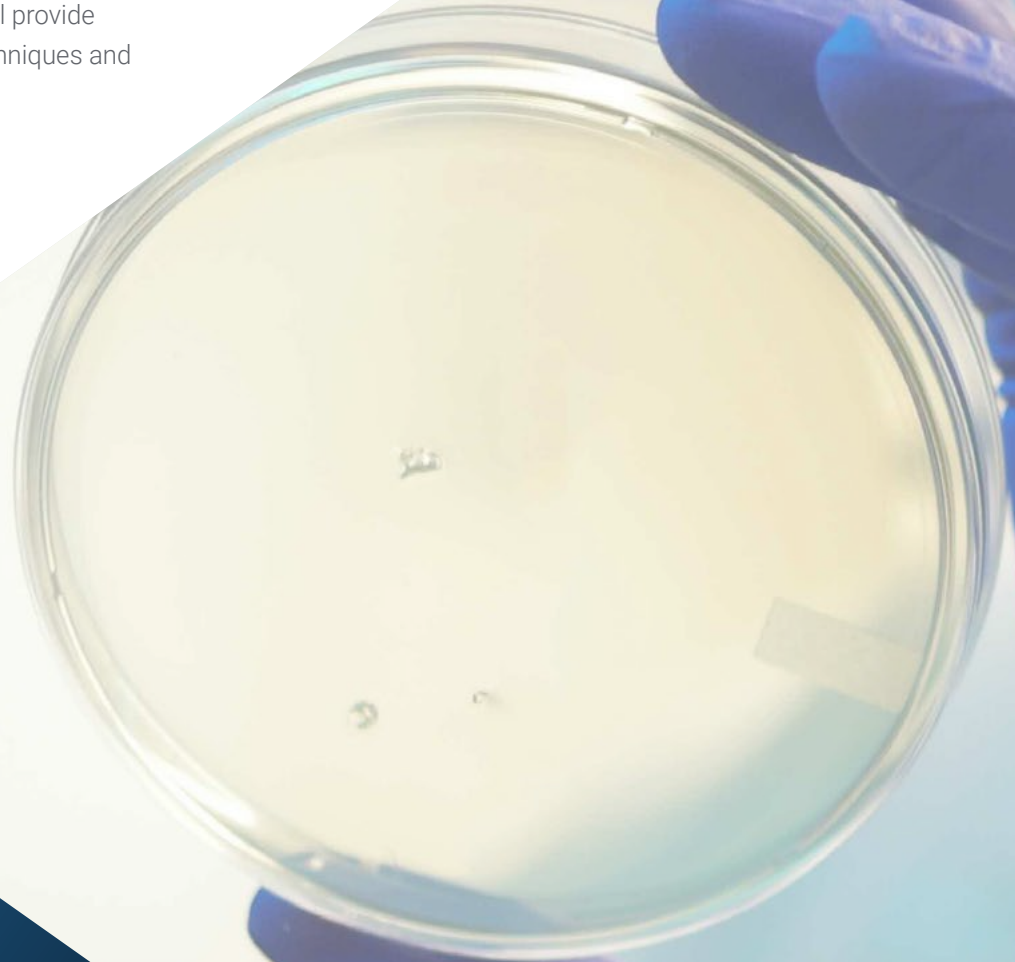
Specific Objectives

- ◆ Emphasize the importance of morbidity and mortality due to infections in the international traveler
- ◆ Explain the health controls for international travellers
- ◆ Know and identify the most common infections for international travellers such as fever on returning from a trip or traveller's diarrhoea
- ◆ Delve deeper into the study of the most important parasitic diseases
- ◆ Highlight the importance of morbidity and mortality from tropical and parasitic infections in the current context
- ◆ Explain the clinical, diagnostic and treatment elements of rare or uncommon parasitic and tropical diseases

03

Course Management

Numerous studies in the field of Pedagogy have determined that having a specialized teaching team can be highly beneficial for the academic experience of any graduate. For this reason, and because TECH always wants to offer the best, it has selected for this Postgraduate Certificate a faculty specialized in the field of Infectious Diseases, with a wide and extensive work experience in their curriculum. In addition, they are professionals characterized by their human and teaching qualities, who will provide the physician with the most up-to-date knowledge based on the health techniques and strategies that have had the best results to date.



“

Not all online universities give you the opportunity to study a program imparted by experts in your sector. For that reason, and for many more reasons that you will discover if you enroll, TECH is different and better than the rest"

Management



Dr. Díaz Pollán, Beatriz

- ◆ Faculty Specialist La Paz University Hospital
- ◆ Faculty Specialist at San Carlos Clinical Hospital
- ◆ Resident Physician in San Carlos Clinical Hospital
- ◆ Master's Degree in Clinical Medicine from the Rey Juan Carlos University
- ◆ Degree in Medicine and Surgery from the Autonomous University of Madrid
- ◆ Master's Degree in Infectious Diseases and Antimicrobial Treatment from CEU - Cardenal Herrera University
- ◆ Postgraduate Diploma in Community and Nosocomial Infections from CEU - Cardenal Herrera University
- ◆ Postgraduate Diploma in Chronic Infectious Diseases and Imported Infections from CEU - Cardenal Herrera University
- ◆ Postgraduate Diploma in Microbiological Diagnosis, Antimicrobial Treatment and Research in Infectious Pathology from CEU - Cardenal Herrera University

Professors

Dr. Ramos, Juan Carlos

- ◆ Doctor at La Paz University Hospital. Madrid
- ◆ Official Doctoral Programme in Medicine. University of Alcalá
- ◆ Degree in Medicine and Surgery. Complutense University of Madrid
- ◆ Master's Degree in Infectious Diseases in Intensive Care. University-Company Foundation Valencia
- ◆ Author of Several Scientific Publications

Dr. Rico, Alicia

- ◆ Specialist in the Microbiology and Parasitology Department at La Paz University Hospital
- ◆ Assistant and co-founder of the Infectious Diseases and Clinical Microbiology Unit at La Paz University Hospital
- ◆ Team Member of PROA (Programs of reinforcement, Orientation and Support)
- ◆ Teaching Collaborator of the Department of Medicine at UAM
- ◆ Member of the Infection and Policy Committee of La Paz University Hospital
- ◆ Member of SEIMC (the Spanish Society of Infectious Diseases and Clinical Microbiology)
- ◆ Participation in several research projects
- ◆ Degree in Medicine from the Complutense University of Madrid
- ◆ Doctorate Courses at the Complutense University of Madrid

Dr. Loeches Yagüe, María Belén

- ◆ Specialist in the area of Infectious Diseases at La Paz General University Hospital
- ◆ Professor of Infectious Diseases at the Infanta Sofía University Hospital in Madrid European University of Madrid
- ◆ Doctor of Medicine. Autonomous University of Madrid
- ◆ Degree in Medicine. Complutense University of Madrid
- ◆ Master's Degree in Theoretical and Practical Learning in Infectious Diseases. Complutense University of Madrid
- ◆ Specialized Training in Microbiology and Infectious Diseases. Gregorio Marañón General University Hospital

Dr. Arribas López, José Ramón

- ◆ Head of the Infectious Diseases and Clinical Microbiology Unit. La Paz University Hospital
- ◆ Coordinator of the High-Level Isolation Unit. La Paz University Hospital– Carlos III
- ◆ Member of the Interministerial Committee for the management of the Ebola crisis
- ◆ Head of the AIDS and Infectious Diseases research group at IdiPAZ
- ◆ Doctor of Medicine. Autonomous University of Madrid
- ◆ Degree in Medicine and Surgery. Complutense University of Madrid

Dr. Mora Rillo, Marta

- ◆ Specialist in the field of Infectious Diseases at La Paz University
- ◆ Clinical Teaching Collaborator in the Department of Medicine. Autonomous University of Madrid
- ◆ Doctor of Medicine. Autonomous University of Madrid
- ◆ Degree in Medicine and Surgery. University of Zaragoza
- ◆ Master's Degree in Infectious Diseases in Intensive Care. University of Valencia
- ◆ Online Masters in Infectious Diseases and Antimicrobial Treatment CEU Cardenal Herrera University. 2017
- ◆ Master's Degree in Tropical Medicine and International Health. Autonomous University of Madrid
- ◆ Expert in Emerging and High-Risk Virus Pathology. Autonomous University of Madrid
- ◆ Expert in Tropical Medicine. Autonomous University of Madrid

04

Structure and Content

The structure of this Postgraduate Certificate includes: the most innovative and exhaustive syllabus, hours of additional material in different formats and the development of all the content based on the prestigious and effective educational methodology of *Relearning*. All this, compacted in a comfortable and accessible 100% online format. Therefore, the graduates will be able to access the virtual classroom whenever they want and can, giving them the possibility of taking an intensive, austere, dynamic and innovative academic experience, adapted to their needs and those of the medical sector.



“

Malaria, Leishmaniasis, Trypanosomiasis, etc. With this Postgraduate Certificate you will emphasize the novelties of the main parasitic and tropical diseases in an austere and dynamic way”

Module 1. Infectious Diseases in International Travelers

- 1.1. Vaccines in the International Traveller
 - 1.1.1. Vaccines in the International Traveller
 - 1.1.2. Vaccination Against Yellow Fever
- 1.2. Prophylaxis for Travellers to Tropical Areas
 - 1.2.1. Pharmacological Treatment According to the Geographical Area to be visited
 - 1.2.2. Glucose-6-Phosphate Dehydrogenase Deficiency and Antimalarial Drugs
 - 1.2.3. Preventive Measures for Travellers in Tropical Areas
- 1.3. Traveller's Diarrhoea
 - 1.3.1. Epidemiology
 - 1.3.2. Etiology
 - 1.3.3. Clinical Manifestations
 - 1.3.4. Diagnosis
 - 1.3.5. Treatment
- 1.4. Health Screening of International Travellers
- 1.5. Fever on Return from International Travel
 - 1.5.1. Main Aetiologies
 - 1.5.2. Diagnostic Approach.
 - 1.5.3. Imported Infectious Pathology in the International Traveller

Module 2. Parasitic, Tropical and Antiparasitic Diseases

- 2.1. Introduction to Parasitology
 - 2.1.1. General Concepts Used in Parasitology
 - 2.1.2. Epidemiology of the Main Parasitosis and Tropical Diseases
 - 2.1.3. Classification of Parasites
 - 2.1.4. Tropical Diseases and Fever Syndrome in the Tropics
- 2.2. Malaria
 - 2.2.1. Epidemiology
 - 2.2.2. Etiological Agent
 - 2.2.3. Pathogenesis
 - 2.2.4. Clinical Picture
 - 2.2.5. Complications
 - 2.2.6. Diagnosis
 - 2.2.7. Treatment

- 2.3. Diseases from Intestinal Protozoa
 - 2.3.1. Main Intestinal Protozoa
 - 2.3.2. Diagnosis of Intestinal Protozoa
 - 2.3.3. Amebiasis and Giardiasis
- 2.4. Filarial Diseases
 - 2.4.1. Epidemiology and the Worldwide Situation
 - 2.4.2. Clinical Syndromes
 - 2.4.3. Main Filarial Diseases: Wuchereria Bancrofti, Brugia malayi, Brugia timori, Onchocerca volvulus, Loa loa, Mansonella Perstans, Mansonella Streptocerca y Mansonella Ozzardi
- 2.5. Leishmaniasis
 - 2.5.1. Cutaneous Leishmaniasis
 - 2.5.2. Leishmaniasis Disease
- 2.6. Trypanosomiasis
 - 2.6.1. African Trypanosomiasis
 - 2.6.2. American Trypanosomiasis
- 2.7. Schistosomiasis
 - 2.7.1. Schistosoma Haematobium
 - 2.7.2. Schistosoma Mansoni
 - 2.7.3. Schistosoma Japonicum
 - 2.7.4. Schistosoma Intercalatum
- 2.8. Intestinal Parasitism
 - 2.8.1. Epidemiology
 - 2.8.2. Ascariidiosis
 - 2.8.3. Oxiuriasis
 - 2.8.4. Hookworm Disease and Necatoriasis
 - 2.8.5. Trichuriasis
- 2.9. Taeniasis Infections
 - 2.9.1. Intestinal Tapeworms
 - 2.9.2. Tissue Tapeworms



- 2.10. Antiparasitics II
 - 2.10.1. General Concepts
 - 2.10.2. Main Definitions Used in the Management of Antiparasitics
 - 2.10.3. Classifications Used by Chemical Structure, Mechanism of Action or Antiparasitic Action
 - 2.10.4. Mechanisms of Action
- 2.11. Antiprotozoals
 - 2.11.1. Classification
 - 2.11.2. Mechanisms of Action
 - 2.11.3. Antiparasitic Spectrum
 - 2.11.4. Pharmacokinetics and Pharmacodynamics
 - 2.11.5. Dose and Presentation
- 2.12. Antiparasitic for Helminths
 - 2.12.1. Classification
 - 2.12.2. Mechanisms of action
 - 2.12.3. Antiparasitic Spectrum
 - 2.12.4. Pharmacokinetics and Pharmacodynamics
 - 2.12.5. Dose and Presentation



Did you know that TECH is the largest online medical school in the world? For this reason, by choosing it you will become part of an international health community thanks to which you will always be up to date"

05

Methodology

This academic program offers students a different way of learning. Our methodology uses a cyclical learning approach: **Relearning**.

This teaching system is used, for example, in the most prestigious medical schools in the world, and major publications such as the **New England Journal of Medicine** have considered it to be one of the most effective.



“

Discover Relearning, a system that abandons conventional linear learning, to take you through cyclical teaching systems: a way of learning that has proven to be extremely effective, especially in subjects that require memorization"

At TECH we use the Case Method

What should a professional do in a given situation? Throughout the program, students will face multiple simulated clinical cases, based on real patients, in which they will have to do research, establish hypotheses, and ultimately resolve the situation. There is an abundance of scientific evidence on the effectiveness of the method. Specialists learn better, faster, and more sustainably over time.

With TECH you will experience a way of learning that is shaking the foundations of traditional universities around the world.



According to Dr. Gervas, the clinical case is the annotated presentation of a patient, or group of patients, which becomes a "case", an example or model that illustrates some peculiar clinical component, either because of its teaching power or because of its uniqueness or rarity. It is essential that the case is based on current professional life, trying to recreate the real conditions in the physician's professional practice.

“

Did you know that this method was developed in 1912, at Harvard, for law students? The case method consisted of presenting students with real-life, complex situations for them to make decisions and justify their decisions on how to solve them. In 1924, Harvard adopted it as a standard teaching method”

The effectiveness of the method is justified by four fundamental achievements:

1. Students who follow this method not only achieve the assimilation of concepts, but also a development of their mental capacity, through exercises that evaluate real situations and the application of knowledge.
2. Learning is solidly translated into practical skills that allow the student to better integrate into the real world.
3. Ideas and concepts are understood more efficiently, given that the example situations are based on real-life.
4. Students like to feel that the effort they put into their studies is worthwhile. This then translates into a greater interest in learning and more time dedicated to working on the course.



Relearning Methodology

At TECH we enhance the case method with the best 100% online teaching methodology available: Relearning.

This university is the first in the world to combine the study of clinical cases with a 100% online learning system based on repetition, combining a minimum of 8 different elements in each lesson, a real revolution with respect to the mere study and analysis of cases.

Professionals will learn through real cases and by resolving complex situations in simulated learning environments. These simulations are developed using state-of-the-art software to facilitate immersive learning.



At the forefront of world teaching, the Relearning method has managed to improve the overall satisfaction levels of professionals who complete their studies, with respect to the quality indicators of the best online university (Columbia University).

With this methodology, more than 250,000 physicians have been trained with unprecedented success in all clinical specialties regardless of surgical load. Our pedagogical methodology is developed in a highly competitive environment, with a university student body with a strong socioeconomic profile and an average age of 43.5 years old.

Relearning will allow you to learn with less effort and better performance, involving you more in your specialization, developing a critical mindset, defending arguments, and contrasting opinions: a direct equation to success.

In our program, learning is not a linear process, but rather a spiral (learn, unlearn, forget, and re-learn). Therefore, we combine each of these elements concentrically.

The overall score obtained by TECH's learning system is 8.01, according to the highest international standards.



This program offers the best educational material, prepared with professionals in mind:



Study Material

All teaching material is produced by the specialists who teach the course, specifically for the course, so that the teaching content is highly specific and precise.

These contents are then adapted in audiovisual format, to create the TECH online working method. All this, with the latest techniques that offer high-quality pieces in each and every one of the materials that are made available to the student.



Surgical Techniques and Procedures on Video

TECH introduces students to the latest techniques, the latest educational advances and to the forefront of current medical techniques. All of this in direct contact with students and explained in detail so as to aid their assimilation and understanding. And best of all, you can watch the videos as many times as you like.



Interactive Summaries

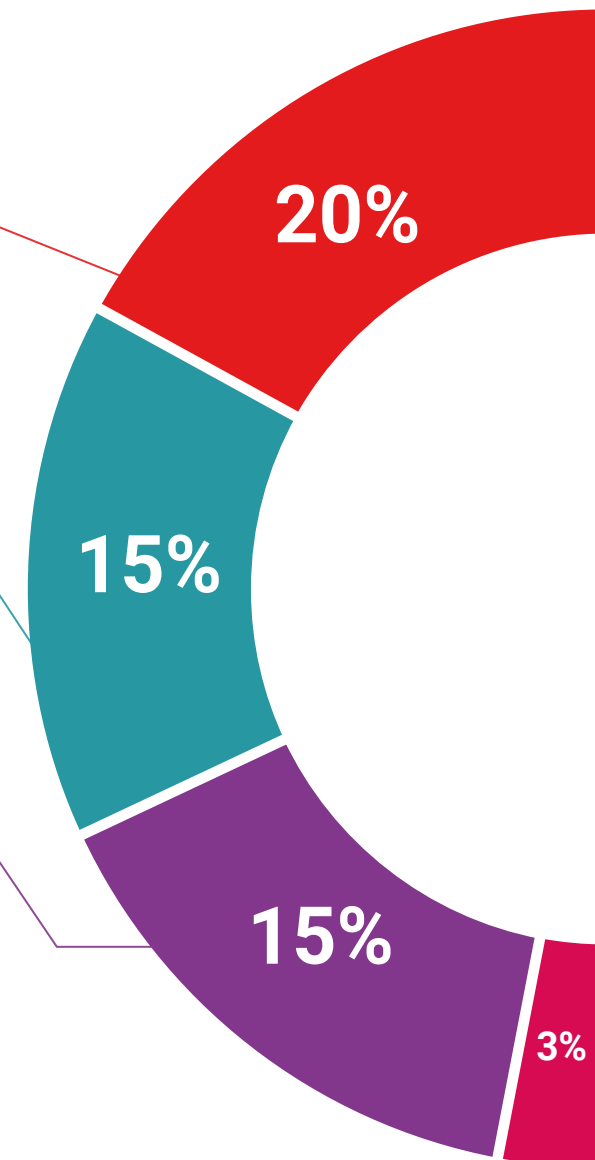
The TECH team presents the contents attractively and dynamically in multimedia lessons that include audio, videos, images, diagrams, and concept maps in order to reinforce knowledge.

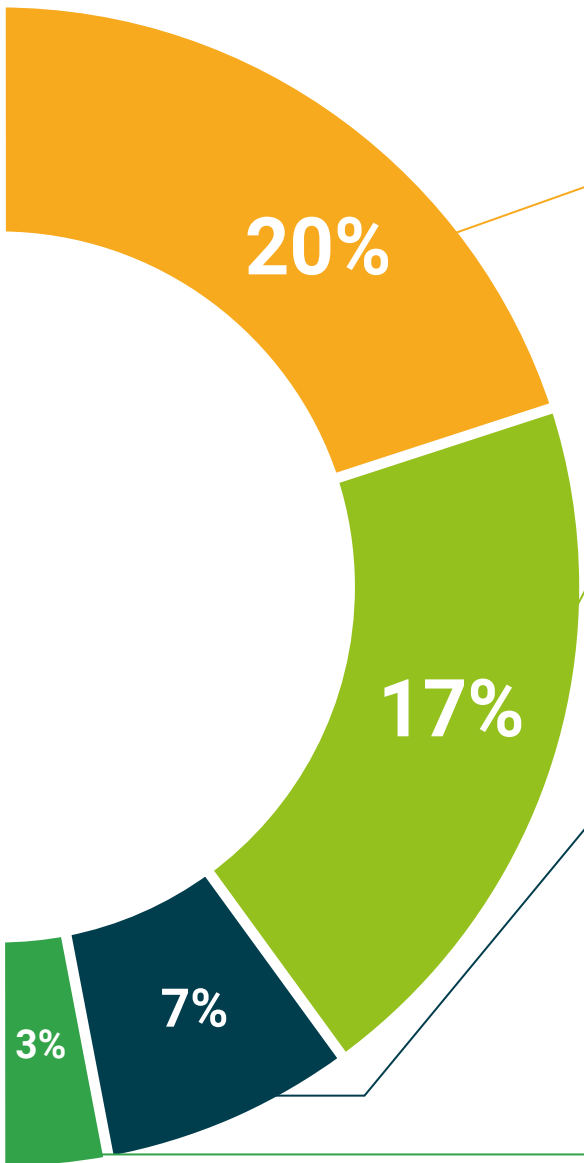
This exclusive educational system for presenting multimedia content was awarded by Microsoft as a "European Success Story".



Additional Reading

Recent articles, consensus documents and international guidelines, among others. In TECH's virtual library, students will have access to everything they need to complete their course.





Expert-Led Case Studies and Case Analysis

Effective learning ought to be contextual. Therefore, TECH presents real cases in which the expert will guide students, focusing on and solving the different situations: a clear and direct way to achieve the highest degree of understanding.



Testing & Retesting

We periodically evaluate and re-evaluate students' knowledge throughout the program, through assessment and self-assessment activities and exercises, so that they can see how they are achieving their goals.



Classes

There is scientific evidence on the usefulness of learning by observing experts. The system known as Learning from an Expert strengthens knowledge and memory, and generates confidence in future difficult decisions.



Quick Action Guides

TECH offers the most relevant contents of the course in the form of worksheets or quick action guides. A synthetic, practical, and effective way to help students progress in their learning.



06 Certificate

The Postgraduate Certificate in Infectious Diseases and International Health guarantees students, in addition to the most rigorous and up-to-date education, access to a Postgraduate Certificate issued by TECH Technological University.



“

Successfully complete this program and receive your university qualification without having to travel or fill out laborious paperwork”

This **Postgraduate Certificate in Infectious Diseases and International Health** contains the most complete and up-to-date scientific program on the market.

After the students has passed the assessments, they will receive their corresponding **Postgraduate Certificate** issued by **TECH Technological University** via tracked delivery*.

The diploma issued by **TECH Technological University** will reflect the qualification obtained in the Postgraduate Certificate, and meets the requirements commonly demanded by labor exchanges, competitive examinations and professional career evaluation committees.

Title: **Postgraduate Certificate Infectious Diseases and International Health**

Official N° of hours: **300 h.**



*Apostille Convention. In the event that the student wishes to have their paper diploma issued with an apostille, TECH EDUCATION will make the necessary arrangements to obtain it, at an additional cost.

future

health confidence people

education information tutors

guarantee accreditation teaching

institutions technology learning

community commitment

personalized service innovation

knowledge present quality

online training

development languages

virtual classroom

tech technological
university

Postgraduate Certificate Infectious Diseases and International Health

- » Modality: online
- » Duration: 12 weeks
- » Certificate: TECH Technological University
- » Dedication: 16h/week
- » Schedule: at your own pace
- » Exams: online

Postgraduate Certificate Infectious Diseases and International Health

