

Postgraduate Certificate

Hyaluronic Acid in Gynecoesthetics





Postgraduate Certificate Hyaluronic Acid in Gynecoesthetics

- » Modality: online
- » Duration: 6 weeks
- » Certificate: TECH Technological University
- » Dedication: 16h/week
- » Schedule: at your own pace
- » Exams: online

Website: www.techtute.com/us/medicine/postgraduate-certificate/hyaluronic-acid-gynecoesthetics

Index

01

Introduction

p. 4

02

Objectives

p. 8

03

Course Management

p. 12

04

Structure and Content

p. 16

05

Methodology

p. 20

06

Certificate

p. 28

01

Introduction

Gynecoesthetics has emerged as an important medical discipline in recent years, with a growing demand from women seeking to improve the appearance of their genital area. Among the most commonly used procedures in this area is the use of Hyaluronic Acid, a technique that has proven to be effective and safe in the hands of highly trained professionals. In this context, TECH has created a comprehensive Postgraduate Certificate that it has realized as a key tool to update in this field. In addition, students will learn to assess the needs of each patient in an individualized manner, selecting the best treatment options and perform the interventions with the greatest possible precision and safety. All this through a 100% online model that will provide you with all the knowledge at any time.



“

Enroll in this Postgraduate Certificate and become an expert in gynecoesthetics. You will learn with referents in the field and with an innovative and effective 100% online methodology. Register now!"

Hyaluronic acid is a substance that has gained popularity in gynecoaesthetics due to its positive effects on women's intimate health. This substance is found naturally in the human body and is responsible for maintaining skin hydration and elasticity, as well as lubricating joints and soft tissues.

In gynecoaesthetics, hyaluronic acid has been successfully used to address various problems, such as vaginal dryness, urinary incontinence, vaginal narrowing and vulvovaginal atrophy. Hyaluronic acid treatments are safe and effective, as long as they are performed by trained professionals with experience in their use.

In this Postgraduate Certificate, the use of this natural substance in the multiple implications mentioned will be addressed in detail. Its properties and benefits will be discussed in depth and the technique necessary for its application will be detailed. Also, possible side effects and how to prevent them will be discussed, and recommendations for after care will be offered.

The Postgraduate Certificate will be conducted in a 100% online format through a combination of theoretical and practical teaching, using the solution of clinical cases and demonstration by experienced professionals. In addition, educational material will be provided to assist in learning and the active participation of students will be promoted to ensure the acquisition of skills necessary for the application of this important compound that provides safety to women.

This **Postgraduate Certificate in Hyaluronic Acid in Gynecoaesthetics** contains the most complete and up-to-date scientific program on the market. The most important features include:

- ◆ Practical case studies are presented by experts in Hyaluronic Acid in Gynecoaesthetics
- ◆ The graphic, schematic, and practical contents with which they are created, provide scientific and practical information on the disciplines that are essential for professional practice
- ◆ Practical exercises where self-assessment can be used to improve learning
- ◆ Its special emphasis on innovative methodologies
- ◆ Theoretical lessons, questions to the expert, debate forums on controversial topics, and individual reflection assignments
- ◆ Content that is accessible from any fixed or portable device with an Internet connection



Do you want to differentiate yourself in the field of gynecoaesthetics? This Postgraduate Certificate is the key!"

“

You will learn everything you need to address different problems in women's intimate health, with a theoretical-practical methodology and real examples. Don't miss it!"

The program's teaching staff includes professionals from sector who contribute their work experience to this educational program, as well as renowned specialists from leading societies and prestigious universities.

Its multimedia content, developed with the latest educational technology, will provide the professional with situated and contextual learning, i.e., a simulated environment that will provide an immersive education programmed to learn in real situations.

The design of this program focuses on Problem-Based Learning, by means of which the professional must try to solve the different professional practice situations that are presented throughout the academic course. For this purpose, the student will be assisted by an innovative interactive video system created by renowned experts.

With first class teachers and an innovative learning methodology, you can become a reference in the area of hyaluronic acid. Enroll now!

You will learn from experts in the field and with a revolutionary teaching methodology, which guarantees the most effective assimilation of the syllabus.



02 Objectives

This Postgraduate Certificate seeks to offer a broad and complete vision of the most rigorous current state of the art in Gynecological Aesthetics. It is not limited to a theoretical review of surgical techniques or clinical approaches in the area, but also focuses on clinical practice and specific work methodology through real examples and detailed and exhaustive analysis. This is a unique opportunity for professionals in the sector interested in improving their knowledge in a field as in demand and in constant evolution as intimate beauty with hyaluronic acid. To this end, TECH establishes a series of general and specific objectives to fulfill future graduates' expectations.



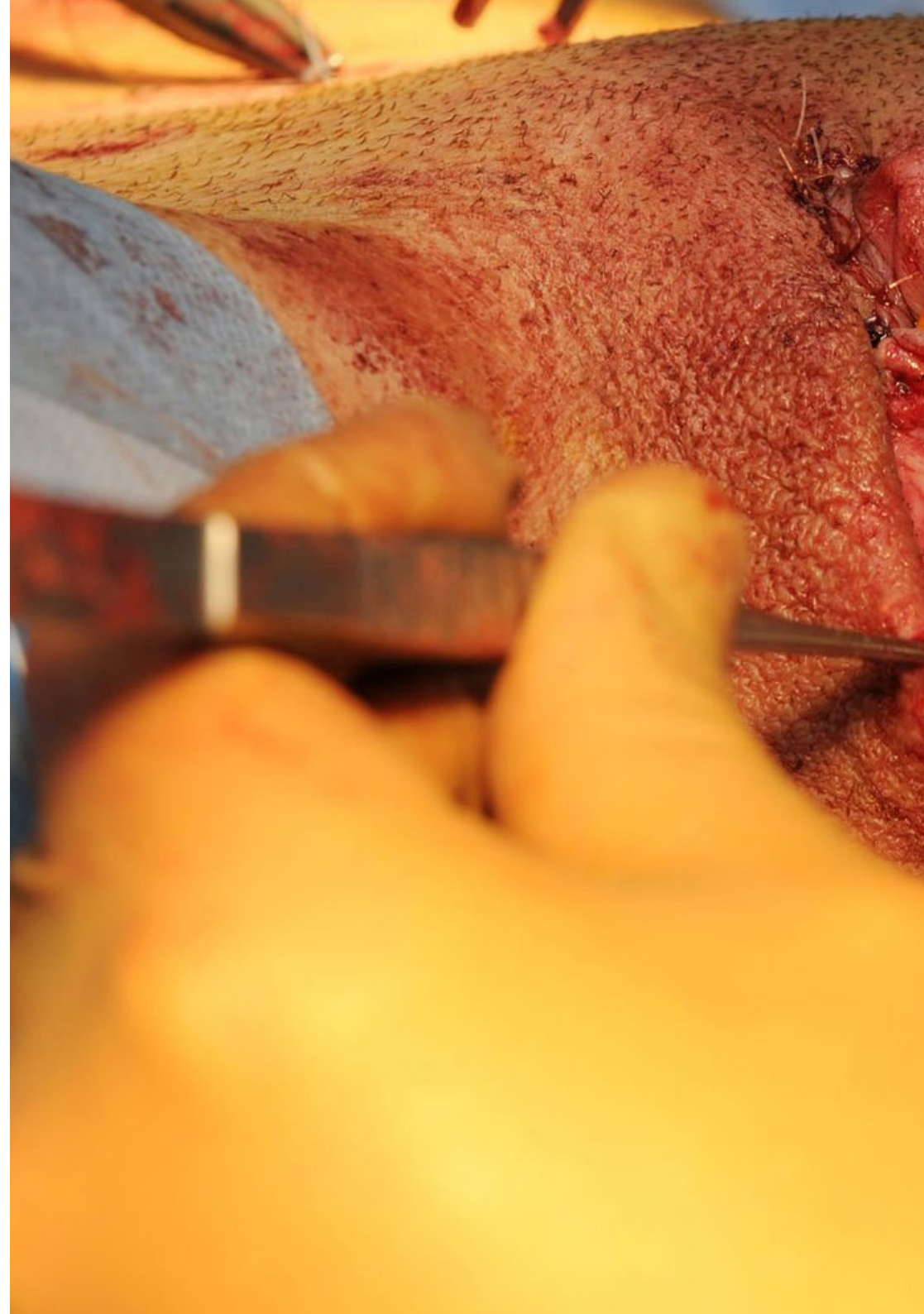
“

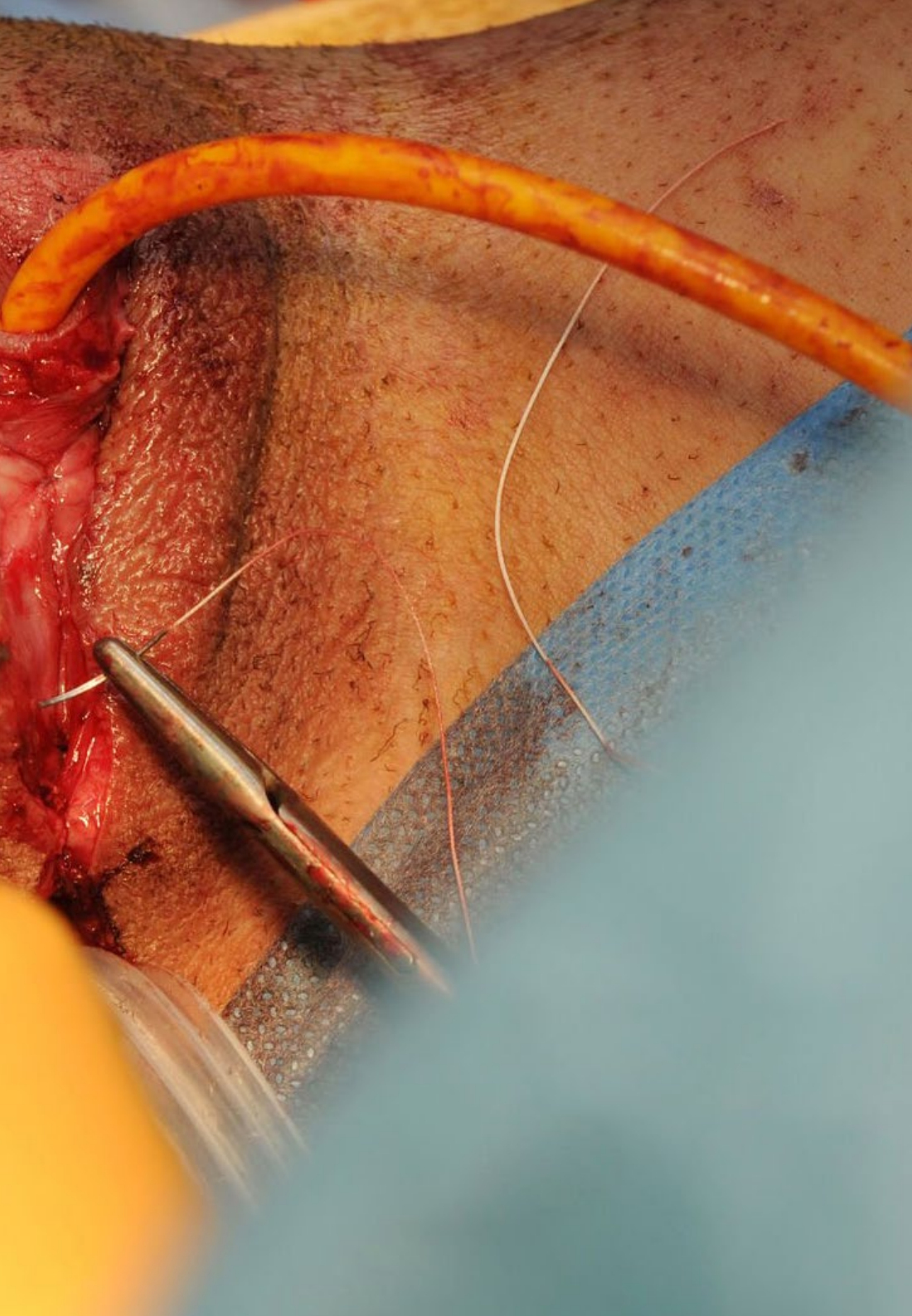
Give your career the boost it needs and get trained in techniques for the correct application of hyaluronic acid for the female genital area"



General Objectives

- ◆ To be updated in the newest areas of current Gynecoesthetic Medicine, knowing the best and most effective treatments
- ◆ Memorize and never forget the most important tips regarding risk prevention, complications and emergency situations
- ◆ Learn not only theoretical concepts, but also the most urgent practice in Gynecological Aesthetics through audiovisual and practical material





Specific Objectives

- ◆ Examine everything related to hyaluronic acid in gynecoesthetics, from the types of acids and indications to its properties and benefits
- ◆ Delve into the indications of hyaluronic acid in vaginal atrophy and vaginal dryness, in recurrent urinary tract infections and menopausal urogenital syndrome and in scar pain
- ◆ Extend its use to other parts of the female body, such as the buttocks and breasts

“

Enroll with TECH for automatic access to important jobs”

03

Course Management


A select group of experts in the field of Gynecology and Aesthetic Medicine has been carefully chosen by TECH to develop all the content of this Postgraduate Certificate. These experts focus their attention on regenerative gynecology and minimally invasive surgery. Thus, the syllabus has been designed by referents in Gynecoesthetics, who have extensive knowledge of both the needs of professionals in the area and the techniques and successful approaches. They guarantee the quality and excellence of all the modules.



“

You will learn with TECH without leaving the comfort of your home and without the need to travel to distant, physical study sites"

Management



Dr. Ruiz Allende, Alba María

- ◆ Medical Director of Aesthetic Medicine of the Clínica Londres Group
- ◆ Director of the Department of Aesthetic Medicine in the IMEMA Clinic
- ◆ Aesthetic medicine workshops trainer
- ◆ University professor at the CEU and UCAM
- ◆ Professor of MIR preparation at CTO
- ◆ Clinical researcher and editor of the magazine Emergency Live
- ◆ Residency in the specialty of Family, Community and Emergency Medicine at the Hospital Clínico San Carlos
- ◆ Master in Aesthetic Medicine and Nutrition at the Catholic University San Antonio of Murcia
- ◆ Master's Degree in Business Management from the Catholic University San Antonio of Murcia
- ◆ Master's Degree in Clinical Bioethics from UIMP

Professors

Dr. Olivares Beatriz

- ◆ Resident Medical Intern in Gynecology and Obstetrics at H. U. 12 de Octubre, Madrid
- ◆ General Practitioner during the COVID-19 pandemic at H. IFEMA, Madrid
- ◆ Master in Clinical Medicine at UDIMA
- ◆ Degree in Medicine from Universidad Autónoma de Madrid, Madrid
- ◆ Subinvestigator in Clinical Trials GRACE, MATISSE, MAT-012 for GSK and Pfizer laboratories
- ◆ Sub-investigator in the ENE-COVID National Study

Dr. De la Parte, Belén

- ◆ Gynecology and Obstetrics Hospital 12 de Octubre
- ◆ Degree in Medicine
- ◆ Teaching collaborator at UCM
- ◆ SAMID-RICORS Network. Carlos III Institute. imas12. UCM



04

Structure and Content

The programmatic content has been designed considering TECH's own pedagogical methodology, known as Relearning. Being pioneers in its application, this educational technique ensures that professionals will obtain a more effective learning experience, emphasizing the key concepts of Gynecoesthetics. In this way, not only a deeper understanding of the syllabus is achieved, but also the hours of study necessary to pass it are significantly saved.





“

You will have access to a complete virtual library to consult all your questions regarding various topics in the field of gynecological esthetics”

Module 1. Hyaluronic Acid in Gynecoesthetics

- 1.1. What is Hyaluronic Acid?
 - 1.1.1. What is Hyaluronic Acid?
 - 1.1.2. Types of Hyaluronic Acid
 - 1.1.3. Principal indications in Aesthetics
 - 1.1.4. Properties and benefits
- 1.2. Hyaluronic acid in vaginal atrophy and vaginal dryness (associated with vaginal atrophy or not) and vaginal and vulvar itching
 - 1.2.1. Technique
 - 1.2.2. Benefits
 - 1.2.3. Results and possible side effects
- 1.3. Hyaluronic acid in recurrent urinary tract infections and menopausal urogenital syndrome
 - 1.3.1. Technique
 - 1.3.2. Benefits
 - 1.3.3. Results and possible side effects
- 1.4. Hyaluronic acid in pain in scars (episiotomy)
 - 1.4.1. Technique
 - 1.4.2. Benefits
 - 1.4.3. Results and possible side effects
- 1.5. Hyaluronic acid in the discomfort caused by oversized labia minora and atrophy of labia majora Aesthetic desire for greater volume in labia majora
 - 1.5.1. Technique
 - 1.5.2. Benefits
 - 1.5.3. Results and possible side effects
- 1.6. Hyaluronic acid in the aesthetic desire to elevate giving volume to invaginated scars, painful or not
 - 1.6.1. Technique
 - 1.6.2. Benefits
 - 1.6.3. Results and possible side effects



- 1.7. Hyaluronic acid in the desire to improve vaginal sensations during coitus
 - 1.7.1. Projection of the controversial G-spot
 - 1.7.2. Increasing the volume of the vaginal walls
 - 1.7.3. Results and possible side effects
- 1.8. Hyaluronic acid for treatment of lichen and other dermatoses
 - 1.8.1. Technique
 - 1.8.2. Benefits
 - 1.8.3. Results and possible side effects
- 1.9. Hyaluronic Acid in other parts of the female body, buttocks and breasts
 - 1.9.1. Technique
 - 1.9.2. Benefits
 - 1.9.3. Results and possible side effects
- 1.10. Post-treatment care
 - 1.10.1. Number of sessions
 - 1.10.2. Limitations and contraindications
 - 1.10.3. Durability
 - 1.10.4. Can sensitivity be lost?

“

With this degree you will effectively update the tools used to carry out a correct assessment of the Bone Metabolism of the Geriatric Patient"



05

Methodology

This academic program offers students a different way of learning. Our methodology uses a cyclical learning approach: **Relearning**.

This teaching system is used, for example, in the most prestigious medical schools in the world, and major publications such as the **New England Journal of Medicine** have considered it to be one of the most effective.



“

Discover Relearning, a system that abandons conventional linear learning, to take you through cyclical teaching systems: a way of learning that has proven to be extremely effective, especially in subjects that require memorization"

At TECH we use the Case Method

What should a professional do in a given situation? Throughout the program, students will face multiple simulated clinical cases, based on real patients, in which they will have to do research, establish hypotheses, and ultimately resolve the situation. There is an abundance of scientific evidence on the effectiveness of the method. Specialists learn better, faster, and more sustainably over time.

With TECH you will experience a way of learning that is shaking the foundations of traditional universities around the world.



According to Dr. Gervas, the clinical case is the annotated presentation of a patient, or group of patients, which becomes a "case", an example or model that illustrates some peculiar clinical component, either because of its teaching power or because of its uniqueness or rarity. It is essential that the case is based on current professional life, trying to recreate the real conditions in the physician's professional practice.

“

Did you know that this method was developed in 1912, at Harvard, for law students? The case method consisted of presenting students with real-life, complex situations for them to make decisions and justify their decisions on how to solve them. In 1924, Harvard adopted it as a standard teaching method”

The effectiveness of the method is justified by four fundamental achievements:

1. Students who follow this method not only achieve the assimilation of concepts, but also a development of their mental capacity, through exercises that evaluate real situations and the application of knowledge.
2. Learning is solidly translated into practical skills that allow the student to better integrate into the real world.
3. Ideas and concepts are understood more efficiently, given that the example situations are based on real-life.
4. Students like to feel that the effort they put into their studies is worthwhile. This then translates into a greater interest in learning and more time dedicated to working on the course.



Relearning Methodology

At TECH we enhance the case method with the best 100% online teaching methodology available: Relearning.

This university is the first in the world to combine the study of clinical cases with a 100% online learning system based on repetition, combining a minimum of 8 different elements in each lesson, a real revolution with respect to the mere study and analysis of cases.

Professionals will learn through real cases and by resolving complex situations in simulated learning environments. These simulations are developed using state-of-the-art software to facilitate immersive learning.



At the forefront of world teaching, the Relearning method has managed to improve the overall satisfaction levels of professionals who complete their studies, with respect to the quality indicators of the best online university (Columbia University).

With this methodology, more than 250,000 physicians have been trained with unprecedented success in all clinical specialties regardless of surgical load. Our pedagogical methodology is developed in a highly competitive environment, with a university student body with a strong socioeconomic profile and an average age of 43.5 years old.

Relearning will allow you to learn with less effort and better performance, involving you more in your specialization, developing a critical mindset, defending arguments, and contrasting opinions: a direct equation to success.

In our program, learning is not a linear process, but rather a spiral (learn, unlearn, forget, and re-learn). Therefore, we combine each of these elements concentrically.

The overall score obtained by TECH's learning system is 8.01, according to the highest international standards.



This program offers the best educational material, prepared with professionals in mind:



Study Material

All teaching material is produced by the specialists who teach the course, specifically for the course, so that the teaching content is highly specific and precise.

These contents are then applied to the audiovisual format, to create the TECH online working method. All this, with the latest techniques that offer high quality pieces in each and every one of the materials that are made available to the student.



Surgical Techniques and Procedures on Video

TECH introduces students to the latest techniques, the latest educational advances and to the forefront of current medical techniques. All of this in direct contact with students and explained in detail so as to aid their assimilation and understanding. And best of all, you can watch the videos as many times as you like.



Interactive Summaries

The TECH team presents the contents attractively and dynamically in multimedia lessons that include audio, videos, images, diagrams, and concept maps in order to reinforce knowledge.

This exclusive educational system for presenting multimedia content was awarded by Microsoft as a "European Success Story".



Additional Reading

Recent articles, consensus documents and international guidelines, among others. In TECH's virtual library, students will have access to everything they need to complete their course.





Expert-Led Case Studies and Case Analysis

Effective learning ought to be contextual. Therefore, TECH presents real cases in which the expert will guide students, focusing on and solving the different situations: a clear and direct way to achieve the highest degree of understanding.



Testing & Retesting

We periodically evaluate and re-evaluate students' knowledge throughout the program, through assessment and self-assessment activities and exercises, so that they can see how they are achieving their goals.



Classes

There is scientific evidence on the usefulness of learning by observing experts. The system known as Learning from an Expert strengthens knowledge and memory, and generates confidence in future difficult decisions.



Quick Action Guides

TECH offers the most relevant contents of the course in the form of worksheets or quick action guides. A synthetic, practical, and effective way to help students progress in their learning.



06

Certificate

The Postgraduate Certificate Hyaluronic Acid in Gynecoesthetics guarantees students, in addition to the most rigorous and up-to-date education, access to a Postgraduate Certificate issued by TECH Technological University.





“

Successfully complete this program and receive your university qualification without having to travel or fill out laborious paperwork”

This **Postgraduate Certificate in Hyaluronic Acid in Gynecoesthetics** contains the most complete and up-to-date scientific program on the market.

After the student has passed the assessments, they will receive their corresponding **Postgraduate Certificate** issued by **TECH Technological University** via tracked delivery*.

The diploma issued by **TECH Technological University** will reflect the qualification obtained in the Postgraduate Certificate, and meets the requirements commonly demanded by labor exchanges, competitive examinations, and professional career evaluation committees.

Title: **Postgraduate Certificate Hyaluronic Acid in Gynecoesthetics**

Official N° of hours: **150 h.**



*Apostille Convention. In the event that the student wishes to have their paper diploma issued with an apostille, TECH EDUCATION will make the necessary arrangements to obtain it, at an additional cost.



Postgraduate Certificate
Hyaluronic Acid
in Gynecoesthetics

- » Modality: online
- » Duration: 6 weeks
- » Certificate: TECH Technological University
- » Dedication: 16h/week
- » Schedule: at your own pace
- » Exams: online

Postgraduate Certificate

Hyaluronic Acid in Gynecoesthetics

