

Postgraduate Certificate

Hereditary Dermatological Diseases





Postgraduate Certificate

Hereditary Dermatological Diseases

Course Modality: **Online**

Duration: **6 weeks**

Certificate: **TECH Technological University**

Teaching Hours: **150 hours.**

6 ECTS Credits

Website: www.techtitute.com/us/medicine/postgraduate-certificate/hereditary-dermatological-diseases

Index

01

Introduction

p. 4

02

Objectives

p. 8

03

Structure and Content

p. 12

04

Methodology

p. 16

05

Certificate

p. 24

01

Introduction

Advances in the areas of dermatology and their clinical application require professionals to acquire numerous new skills and meet increasingly stringent quality requirements in their professional practice.



“

Improve your knowledge in hereditary dermatology through this program, where you will find the best teaching material with real clinical cases and high resolution images. Learn here about the latest advances in the specialty to be able to perform a quality medical practice”

It is essential for dermatology specialists to be able to respond adequately to this evolution of scientific and technological knowledge through appropriate medical training in the most topical issues of current interest and with highest impact in this speciality.

This Postgraduate Certificate in Hereditary Dermatological Diseases is designed to help you update your knowledge in hereditary dermatological diseases, with the use of the latest educational technology, to contribute with quality and safety when making medical decisions, diagnosis, treatment, and patient support.

Through PDF and multimedia information, videos, clinical cases and workshops, specialists will be able to familiarize themselves at home with the latest advances and controversial issues of daily life. Our methodological proposal is based on the method From Practice to Theory, creating step by step, within each clinical case, the cognitive bridges that allow a significant learning, which lasts over time and can be carried out in the professional field.



Update your knowledge through the Postgraduate Certificate in Hereditary Dermatological Diseases in a practical way and adapted to your needs"

This **Postgraduate Certificate in Hereditary Dermatological Diseases** contains the most complete and up-to-date scientific program on the market. The most important features of the Postgraduate Certificate are:

- Clinical cases presented by experts in the different specialties. The graphic, schematic, and eminently practical contents with which they are created contain clinical information that is indispensable for professional practice.
- Diagnostic and therapeutic innovations in the approach to blistering, granulomatous and deposit diseases. Gain up-to-date knowledge on the course of action in dealing with papulosquamous dermatoses, dermatitis and pustular and urticarial eruptions.
- It contains practical exercises where the self-evaluation process can be carried out to improve learning.
- Algorithm-based interactive learning system for decision-making in the presented clinical situations.
- Special emphasis on test-based medicine and research methodologies in dermatology.
- All of this will be complemented by theoretical lessons, questions to the expert, debate forums on controversial topics, and individual reflection assignments.
- Content that is accessible from any fixed or portable device with an Internet connection.

“

This Postgraduate Certificate may be the best investment you can make when choosing a refresher program for two reasons: in addition to updating your knowledge in Hereditary Dermatological Diseases, you will obtain a Postgraduate Certificate qualification from TECH Technological University”

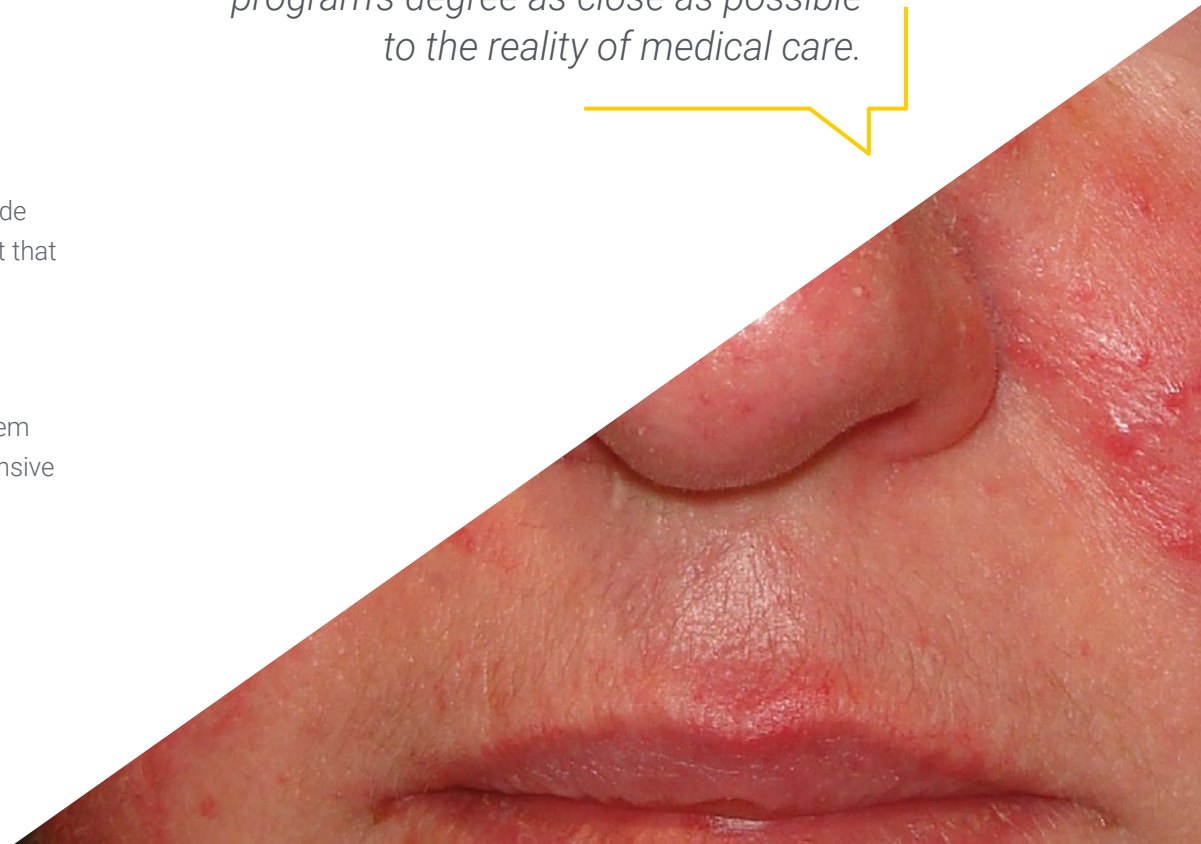
Forming part of the teaching staff is a group of professionals from the field of dermatology, who bring to this course their work experience, as well as a group of renowned specialists, recognized by esteemed scientific communities.

The multimedia content developed with the latest educational technology will provide the professional with situated and contextual learning, i.e., a simulated environment that will provide an immersive training program to train in real situations.

This program is designed around Problem Based Learning, whereby the physician must try to solve the different professional practice situations that arise during the course. For this reason, you will be assisted by an innovative, interactive video system created by renowned and experienced experts in the field of dermatology with extensive teaching experience.

The Postgraduate Certificate allows training in simulated environments, which provide immersive learning programmed to train in real situations.

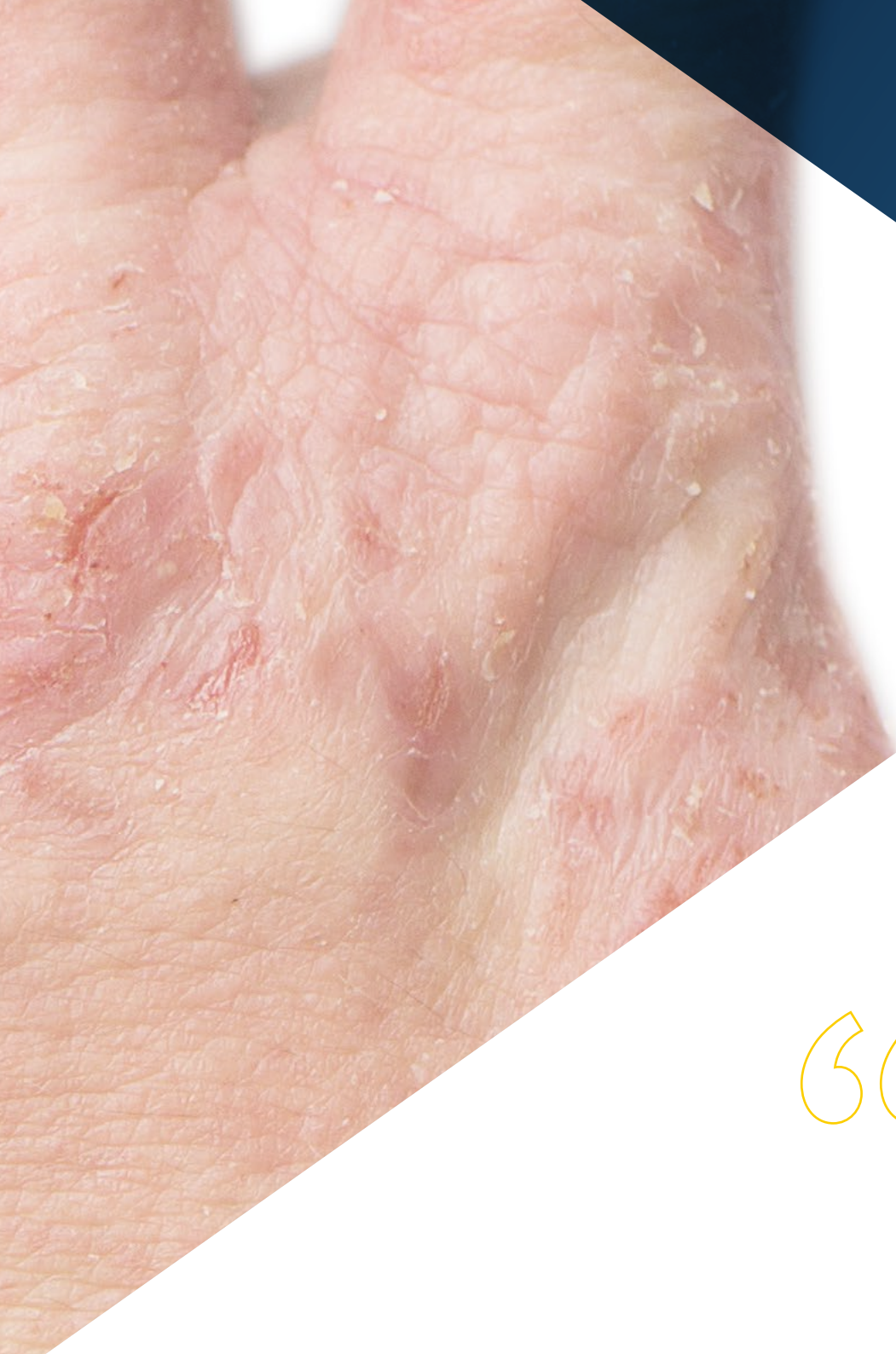
It includes clinical cases to bring the program's degree as close as possible to the reality of medical care.



02 Objectives

The main objective of this program is to help the medic so that, in a simple way, they can update their knowledge of the advances in the management of congenital dermatological diseases, so that the specialist's knowledge is kept up-to-date and they can perform an appropriate diagnosis and choose the best treatment, allowing them to carry out their professional practice with confidence.





“

This refresher program will generate a sense of security when practising medicine, which will help you grow both personally and professionally”



General Objective

- Gain knowledge of the syndromic management of hereditary dermatological diseases and describe the applications of the most advanced diagnostic and therapeutic techniques.
-





Specific Objectives

- ◆ Describe the hereditary diseases due to disorders of keratinization.
- ◆ Address the management of ichthyosis, familial benign pemphigus and Darier's disease.
- ◆ Develop knowledge of the differential characteristics of neurofibromatosis, tuberous sclerosis and Sturge-Webwe syndrome.
- ◆ Address the management of epidermolysis bullosa.



Make the most of the opportunity and take the step to get up-to-date on the latest developments hereditary dermatological diseases.

03

Structure and Content

The structure of the contents has been designed by a team of professionals from the best hospitals and universities in the country, who are aware of the relevance of up-to-date training to be able to deal with patients with inflammatory dermatological pathologies, and are committed to quality teaching through new educational technologies.





“

This Postgraduate Certificate in Hereditary Dermatological Diseases contains the most complete and up-to-date scientific program on the market”

Module 1. Oncologic Dermatology

- 1.1. Benign Tumors: Melanocytes
- 1.2. Benign Tumors: Fibrohistiocytic
- 1.3. Malignant Tumors: Merkel Cell Carcinoma
- 1.4. Malignant Tumors: Actinic Keratosis
- 1.5. Malignant Tumors: Non-Melanoma Skin Cancer
- 1.6. Malignant Tumors: Cutaneous Melanoma
- 1.7. Malignant Tumors: Cutaneous Sarcoma
- 1.8. Malignant Tumors: Paraneoplastic Syndrome
- 1.9. Malignant Tumors: Cutaneous Lymphomas





“

*A unique, key and decisive
specialization to boost your
professional development”*

04

Methodology

This training program provides you with a different way of learning. Our methodology uses a cyclical learning approach: ***Re-learning***.

This teaching system is used in the most prestigious medical schools in the world, and major publications such as the ***New England Journal of Medicine*** have considered it to be one of the most effective.



“

Discover Re-learning, a system that abandons conventional linear learning, to take you through cyclical teaching systems: a way of learning that has proven to be extremely effective, especially in subjects that require memorization"

At TECH we use the Case Method

In a given situation, what would you do? Throughout the program, you will be presented with multiple simulated clinical cases based on real patients, where you will have to investigate, establish hypotheses and, finally, resolve the situation. There is abundant scientific evidence on the effectiveness of the method. Specialists learn better, faster, and more sustainably over time.

With TECH you can experience a way of learning that is shaking the foundations of traditional universities around the world.



According to Dr. Gérvas, the clinical case is the annotated presentation of a patient, or group of patients, which becomes a "case", an example or model that illustrates some peculiar clinical component, either because of its teaching potential or because of its uniqueness or rarity. It is essential that the case is based on current professional life, trying to recreate the real conditions in professional medical practice.

“

Did you know that this method was developed in 1912 at Harvard for law students? The case method consisted of presenting students with real-life, complex situations for them to make decisions and justify their decisions on how to solve them. In 1924, Harvard adopted it as a standard teaching method”

The effectiveness of the method is justified by four fundamental achievements:

1. Students who follow this method not only grasp concepts, but also develop their mental capacity by evaluating real situations and applying their knowledge.
2. The learning process has a clear focus on practical skills that allow the student to better integrate into the real world.
3. Ideas and concepts are understood more efficiently, given that the example situations are based on real-life.
4. Students like to feel that the effort they put into their studies is worthwhile. This then translates into a greater interest in learning and more time dedicated to working on the course.



Re-Learning Methodology

At TECH we enhance the Harvard case method with the best 100% online teaching methodology available: Re-learning.

Our University is the first in the world to combine the study of clinical cases with a 100% online learning system based on repetition, combining a minimum of 8 different elements in each lesson, which represent a real revolution with respect to simply studying and analyzing cases.



The physician will learn through real cases and by solving complex situations in simulated learning environments. These simulations are developed using state-of-the-art software to facilitate immersive learning.

At the forefront of world teaching, the Re-learning method has managed to improve the overall satisfaction levels of professionals who complete their studies, with respect to the quality indicators of the best Spanish-speaking online university (Columbia University).

With this methodology we have trained more than 250,000 physicians with unprecedented success, in all clinical specialties regardless of the surgical load. All this in a highly demanding environment, where the students have a strong socio-economic profile and an average age of 43.5 years.

Re-learning will allow you to learn with less effort and better performance, involving you more in your specialization, developing a critical mindset, defending arguments, and contrasting opinions: a direct equation to success.

In our program, learning is not a linear process, but rather a spiral (we learn, unlearn, forget, and re-learn). Therefore, we combine each of these elements concentrically.

The overall score obtained by our learning system is 8.01, according to the highest international standards.



In this program you will have access to the best educational material, prepared with you in mind:



Study Material

All the teaching materials are specifically created for the course, by specialists who teach on the course, so that the teaching content is highly specific and precise.

This content is then adapted in an audiovisual format that will create our way of working online, with the latest techniques that allow us to offer you high quality in all of the material that we provide you with.



Latest Techniques and Procedures on Video

We introduce you to the latest techniques, to the latest educational advances, to the forefront of current medical techniques. All this, in first person, with the maximum rigor, explained and detailed for your assimilation and understanding. And best of all, you can watch them as many times as you want.



Interactive Summaries

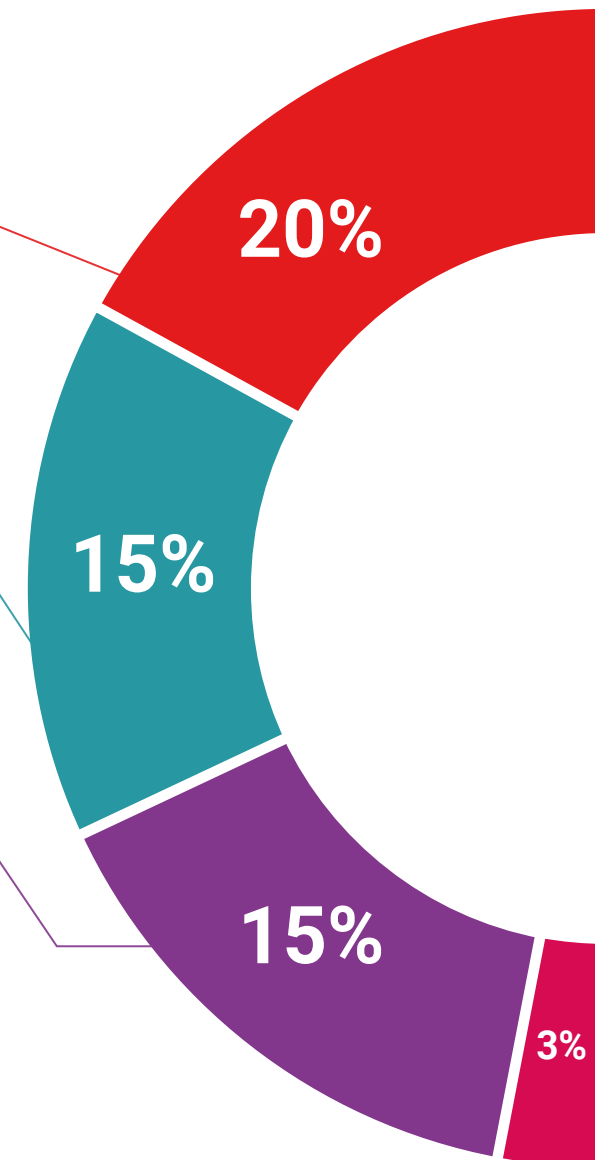
We present the contents attractively and dynamically in multimedia lessons that include audio, videos, images, diagrams, and concept maps in order to reinforce knowledge.

This unique multimedia content presentation training system was awarded by Microsoft as a "European Success Story".



Additional Reading

Recent articles, consensus documents, international guides. in our virtual library you will have access to everything you need to complete your training.





Expert-Led Case Studies and Case Analysis

Effective learning ought to be contextual. Therefore, we will present you with real case developments in which the expert will guide you through focusing on and solving the different situations: a clear and direct way to achieve the highest degree of understanding.



Testing & Re-Testing

We periodically evaluate and re-evaluate your knowledge throughout the program, through assessment and self-assessment activities and exercises: so that you can see how you are achieving your goals.



Classes

There is scientific evidence suggesting that observing third-party experts can be useful.

Learning from an expert strengthens knowledge and memory and generates confidence in our future difficult decisions.



Quick Action Guides

We offer you the most relevant contents of the course in the form of worksheets or quick action guides. A synthetic, practical, and effective way to help you progress in your learning.



05 Certificate

The Postgraduate Certificate in Hereditary Dermatological Diseases guarantees you, in addition to the most rigorous and up-to-date training, access to a Postgraduate Certificate issued by TECH Technological University.



“

Successfully complete this specialization and receive your diploma without the hassle of travel or laborious paperwork”

This **Postgraduate Certificate in Hereditary Dermatological Diseases** contains the most complete and up-to-date scientific program on the market.

After the student has passed the evaluations, they will receive their corresponding **Postgraduate Certificate** issued by **TECH Technological University** via tracked delivery*.

The certificate issued by **TECH Technological University** will reflect the qualification obtained in the Postgraduate Certificate, and meets the requirements commonly demanded by labor exchanges, competitive examinations, and professional career evaluation.

Title: **Postgraduate Certificate in Hereditary Dermatological Diseases**

ECTS: 6

Official Number of Hours: 150



*Apostille Convention. In the event that the student wishes to have their paper diploma issued with an apostille, TECH EDUCATION will make the necessary arrangements to obtain it, at an additional cost.

future
health confidence people
education information tutors
guarantee accreditation teaching
institutions technology learning
community commitment
personalized service innovation
knowledge present
development languages
virtual classroom



Postgraduate Certificate

Hereditary
Dermatological
Diseases

Course Modality: Online

Duration: 6 weeks

Certificate: TECH Technological University

Teaching Hours: 150 hours.

6 ECTS Credits

Postgraduate Certificate

Hereditary Dermatological Diseases