

Postgraduate Certificate HBOT in Dysbaric Pathology





Postgraduate Certificate HBOT in Dysbaric Pathology

- » Modality: online
- » Duration: 6 weeks
- » Certificate: TECH Technological University
- » Dedication: 16h/week
- » Schedule: at your own pace
- » Exams: online

Website: www.techtitute.com/us/medicine/postgraduate-certificate/hbot-dysbaric-pathology

Index

01

Introduction

p. 4

02

Objectives

p. 8

03

Course Management

p. 12

04

Structure and Content

p. 16

05

Methodology

p. 20

06

Certificate

p. 28

01

Introduction

Hyperbaric oxygenation treatment (HBOT) has obtained good results in different health areas. This course is intended as a key training for physicians to specialize in this treatment linked to Dysbaric Pathology.





“

HBOT is a technique of vital importance in pathologies related to diving accidents. in pathologies related to diving accidents”

There is currently a resurgence in the use of hyperbaric oxygenation treatment as an adjuvant tool in different medical specialties. The creation of new generation hyperbaric chambers which are easier to use, more affordable and easier to install in public and private health institutions, has led different professionals to incorporate this tool into their daily practice.

This Postgraduate Certificate in HBOT Dysbaric Pathology gives the keys to the application of HBOT in dysbaric pathologies, as well as showing its relationship with Diving Medicine and Underwater Medicine.

The elaboration of this content allows to know the limitations of some treatments and the precise indication in pathologies related to iatrogenic diving accidents or embolism. Likewise, knowledge of the different types of hyperbaric chambers allows the incorporation of the concept of occupational safety in the workers of the specialty.

On the other hand, concepts of technological and therapeutic safety of the different hyperbaric chambers are presented, as well as the regulations and requirements necessary for their installation.

With a focus on market management and national and international regulations, this course allows the incorporation and study of the hyperbaric chamber concept as a biomedical device.

This training is also intended to be useful for the professional who is considering incorporating a hyperbaric medicine unit and perform a direct exercise of its application, and not only indicate HBOT or incorporate it into their conventional therapeutic practice.

This Postgraduate Certificate in HBOT in Dysbaric Pathology contains the most complete and up-to-date scientific program on the market. The most important features of the program include:

- ♦ Development of practical cases presented by experts in Hyperbaric Medicine.
- ♦ The graphic, schematic, and eminently practical contents with which they are created, provide scientific and practical information on the disciplines that are essential for professional practice.
- ♦ Developments in Hyperbaric Medicine.
- ♦ Practical exercises where self-assessment can be used to improve learning.
- ♦ Special emphasis on innovative methodologies in Hyperbaric Medicine.
- ♦ Theoretical lessons, questions to the expert, debate forums on controversial topics, and individual reflection assignments
- ♦ Content that is Accessible from any Fixed or Portable device with an Internet Connection



Don't miss the opportunity to study at the largest private online university in the Spanish-speaking world".

“

This course is the best investment you can make in the selection of a refresher program for two reasons: in addition to updating your knowledge of HBOT in Dysbaric Pathology, you will obtain a degree endorsed by TECH - Technological University".

It includes in its teaching staff professionals belonging to the field of Hyperbaric Medicine, who pour into this training the experience of their work, in addition to recognized specialists from reference societies and prestigious universities.

Its multimedia content, developed with the latest educational technology, will allow the professional a situated and contextual learning, that is, a simulated environment that will provide an immersive training programmed to train in real situations.

This program is designed around Problem Based Learning, whereby the specialist must try to solve the different professional practice situations that arise during the academic year. For this purpose, the professional will be assisted by an innovative interactive video system created by renowned and experienced experts in Dysbaric Pathology HBOT in with extensive experience.

This training comes with the best didactic material, providing you with a contextual approach that will facilitate your learning.

This 100% online course will allow you to combine your studies with your professional work while increasing your knowledge in this field.



02 Objectives

This **Postgraduate Certificate in HBOT in Dysbaric Pathology** is oriented to train in the fundamentals and applications of hyperbaric oxygenation treatment and to expose the scientific evidence in the different specialties in the field of health.





“

It is the best option to learn about the latest advances in hyperbaric medicine.



General Objectives

- Promote the usefulness of hyperbaric oxygenation treatment in different medical specialties.
- Train health professionals on the foundations, mechanisms of action, indications, contraindications and applications of hyperbaric oxygen.
- Study the degree of evidence published and the recommendations and indications of the different scientific societies related to Hyperbaric Medicine.
- Recognise the potential applications of hyperbaric oxygen in different clinical cases and the benefits that can be achieved with the treatment, as well as performing the indication and detection of the contraindications.





Specific Objectives

- ◆ Present the scientific evidence on decompression sickness in divers.
- ◆ Introduce the concept of dysbaric pathologies and Underwater Medicine.
- ◆ Discuss the need for the volumetric effect of HBOT and the use of high-pressure chambers.
- ◆ Describe the evidence of the effect of HBOT in iatrogenic embolism.
- ◆ Introduce the concepts of work safety with high pressure chambers.
- ◆ Present the requirements and regulations for the installation of the different hyperbaric chambers.



Update your knowledge through this Postgraduate Certificate in HBOT in Dysbaric Pathology" program.

03

Course Management

The program's teaching staff includes leading experts in Hyperbaric Medicine who contribute their vast work experience to this training program. Additionally, other recognized specialists participate in its design and preparation, which means that the program is developed in an interdisciplinary manner.



“

Leading professionals in the field have come together to teach you the latest advances in Hyperbaric Medicine”.

Management



Dr. Cannellotto, Mariana

- ♦ President of AAMHEI Biobarica Medical Director
- ♦ Specialist in Hyperbaric Medicine, Medical Clinic

Codirector



Dr. Jordá Vargas, Liliana

- ♦ Degree in Clinical Biochemistry
- ♦ Microbiology
- ♦ Scientific Director of AEMHEI and AAMHEI
- ♦ Biobarica Scientific and Clinical Research Director



Teachers

Dr. Emilia Fraga, Pilar María

- ◆ FINES Teacher
- ◆ AAMHEI Pedagogical Assistant

Dr. López Jiménez, Elías

- ◆ Degree in Medicine from the Complutense University of Madrid
- ◆ Specialist in Radiotherapeutic Oncology via RMI, La Princesa Hospital

Dr. Navarro Viltre, Bárbara Ivonne

- ◆ Deputy of the Emergency Department of the General Hospital of Catalonia
- ◆ Specialist in Family and Community Medicine
- ◆ Head of Hyperbaric Medicine unit at Catalunya Hospital

Dr. Ramallo, Rubén Leonardo

- ◆ Master of Psycho neuro immuno endocrinology
- ◆ Biobarica Medical Doctor Núñez and Larrea
- ◆ Director of the AAMHEI Medical Clinic Commission

Dr. Romero-Feris, María Delfina

- ◆ President of AEMHEI
- ◆ Biobaric Medical Director Spain

Dr. Verdini, Fabrizio

- ◆ Diploma in Public Health Management
- ◆ Master's Degree in Healthcare Management

04

Structure and Content

The structure of the content has been designed by the best professionals in the Hyperbaric Medicine sector, with extensive experience and recognized prestige in the profession, backed by the volume of cases reviewed, studied, and diagnosed, and with extensive knowledge of new technologies applied to teaching.




“

*This Postgraduate Certificate in HBOT in
Dysbaric Pathology contains the most complete
and up-to-date scientific program on the market.*

Module 1. HBOT in Dysbaric Pathology

- 1.1. Diving and Diving Medicine Physiological Reactions to Diving Conditions Deep Neurological Syndrome
- 1.2. Changes in Environmental Pressure Decompression Sickness Air Embolism Pathophysiology. Symptoms and Signs
- 1.3. Treatment of Decompression Sickness Prevention of Dysbaric Accidents Decompression Table
- 1.4. Dysbaric Pathology and Evidence-Based Medicine
- 1.5. Dysbaric Osteonecrosis
- 1.6. HBOT in Postoperative Gas Embolism Iatrogenic Embolism
- 1.7. Hyperbaric Medicine in the Workplace Trabajo en aire comprimido Documentación médica y registros de inmersiones. Health Risks
- 1.8. Work Accidents in Operating High Pressure Chambers Medical Support and Treatment for Compressed Air Jobs
- 1.9. Fire Evaluation and prevention with hyperbaric chambers with risk of combustion.
- 1.10. Regulations and Requirements for the Installation of Different Types of Hyperbaric Chambers





“

*This training will allow you
to advance in your career
comfortably”*

05

Methodology

This training program provides you with a different way of learning. Our methodology uses a cyclical learning approach: ***Re-learning***.

This teaching system is used in the most prestigious medical schools in the world, and major publications such as the ***New England Journal of Medicine*** have considered it to be one of the most effective.



“

Discover Re-learning, a system that abandons conventional linear learning, to take you through cyclical teaching systems: a way of learning that has proven to be extremely effective, especially in subjects that require memorization".

At TECH we use the Case Method

In a given situation, what would you do? Throughout the program, you will be presented with multiple simulated clinical cases based on real patients, where you will have to investigate, establish hypotheses and, finally, resolve the situation. There is abundant scientific evidence on the effectiveness of the method. Specialists learn better, faster, and more sustainably over time.

With TECH you can experience a way of learning that is shaking the foundations of traditional universities around the world.



According to Dr. Gérvas, the clinical case is the annotated presentation of a patient, or group of patients, which becomes a "case", an example or model that illustrates some peculiar clinical component, either because of its teaching potential or because of its uniqueness or rarity. It is essential that the case is based on current professional life, trying to recreate the real conditions in professional medical practice.

“

Did you know that this method was developed in 1912 at Harvard for law students? The case method consisted of presenting students with real-life, complex situations for them to make decisions and justify their decisions on how to solve them. In 1924, Harvard adopted it as a standard teaching method.

The effectiveness of the method is justified by four fundamental achievements:

1. Students who follow this method not only grasp concepts, but also develop their mental capacity by evaluating real situations and applying their knowledge.
2. The learning process has a clear focus on practical skills that allow the student to better integrate into the real world.
3. Ideas and concepts are understood more efficiently, given that the example situations are based on real-life.
4. Students like to feel that the effort they put into their studies is worthwhile. This then translates into a greater interest in learning and more time dedicated to working on the course.



Re-Learning Methodology

At TECH we enhance the Harvard case method with the best 100% online teaching methodology available: Re-learning.

Our University is the first in the world to combine the study of clinical cases with a 100% online learning system based on repetition, combining a minimum of 8 different elements in each lesson, which represent a real revolution with respect to simply studying and analyzing cases.



The physician will learn through real cases and by solving complex situations in simulated learning environments. These simulations are developed using state-of-the-art software to facilitate immersive learning.

At the forefront of world teaching, the Re-learning method has managed to improve the overall satisfaction levels of professionals who complete their studies, with respect to the quality indicators of the best Spanish-speaking online university (Columbia University).

With this methodology we have trained more than 250,000 physicians with unprecedented success, in all clinical specialties regardless of the surgical load. All this in a highly demanding environment, where the students have a strong socio-economic profile and an average age of 43.5 years.

Re-learning will allow you to learn with less effort and better performance, involving you more in your specialization, developing a critical mindset, defending arguments, and contrasting opinions: a direct equation to success.

In our program, learning is not a linear process, but rather a spiral (we learn, unlearn, forget, and re-learn). Therefore, we combine each of these elements concentrically.

The overall score obtained by our learning system is 8.01, according to the highest international standards.



In this program you will have access to the best educational material, prepared with you in mind:



Study Material

All teaching material is produced by the specialists who teach the course, specifically for the course, so that the teaching content is highly specific and precise.

This content is then adapted in an audiovisual format that will create our way of working online, with the latest techniques that allow us to offer you high quality in all of the material that we provide you with.



Latest Techniques and Procedures on Video

We introduce you to the latest techniques, to the latest educational advances, to the forefront of current medical techniques. All this, in first person, with the maximum rigor, explained and detailed for your assimilation and understanding. And best of all, you can watch them as many times as you want.



Interactive Summaries

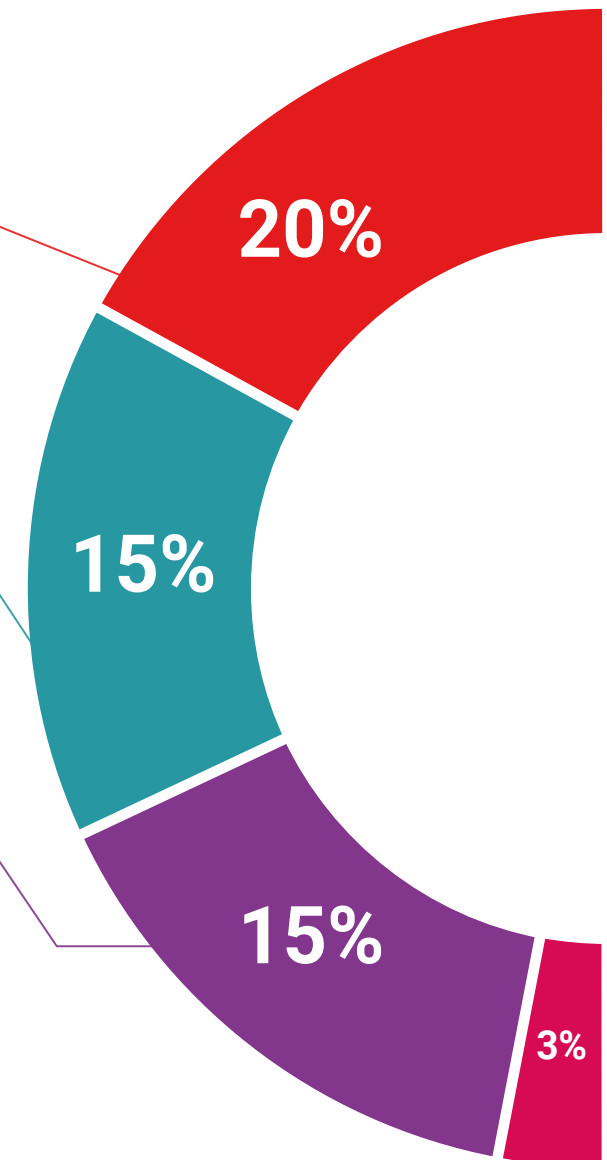
We present the contents attractively and dynamically in multimedia lessons that include audio, videos, images, diagrams, and concept maps in order to reinforce knowledge.

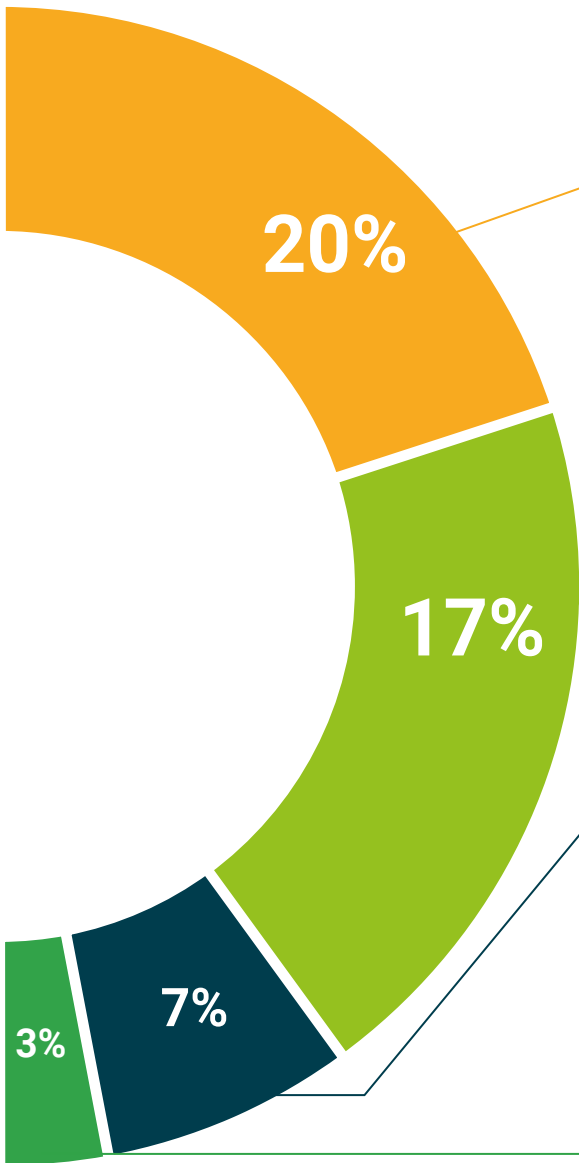
This unique multimedia content presentation training system was awarded by Microsoft as a "European Success Story".



Additional Reading

Recent articles, consensus documents, international guides. in our virtual library you will have access to everything you need to complete your training.





Expert-Led Case Studies and Case Analysis

Effective learning ought to be contextual. Therefore, we will present you with real case developments in which the expert will guide you through focusing on and solving the different situations: a clear and direct way to achieve the highest degree of understanding.



Testing & Re-testing

We periodically evaluate and re-evaluate your knowledge throughout the program, through assessment and self-assessment activities and exercises: so that you can see how you are achieving your goals.



Classes

There is scientific evidence suggesting that observing third-party experts can be useful.

Learning from an expert strengthens knowledge and memory, and generates confidence in our future difficult decisions.



Quick Action Guides

We offer you the most relevant contents of the course in the form of worksheets or quick action guides. A synthetic, practical, and effective way to help you progress in your learning.



06 Certificate

This Postgraduate Certificate in HBOT in Dysbaric Pathology guarantees you, in addition to the most rigorous and up-to-date training, access to a Postgraduate Certificate issued by **TECH - Technological University**.





“

Successfully complete this training and receive your university degree without travel or laborious paperwork”.

This **Postgraduate Certificate in HBOT in Dysbaric Pathology** contains the most complete and up-to-date scientific program on the market.

After the student has passed the assessments, they will receive their corresponding **Postgraduate Certificate** issued by **TECH - Technological University** via **tracked delivery**.

The certificate issued by **TECH - Technological University** will specify the qualification obtained through the Postgraduate Certificate, and meets the requirements commonly demanded by labor exchanges, competitive examinations, and professional career evaluation committees.

Title: **Postgraduate Certificate in TOHB in Dysbaric Pathology**

ECTS: **6**

Official Number of Hours: **150**



*Apostille Convention. In the event that the student wishes to have their paper diploma issued with an apostille, TECH EDUCATION will make the necessary arrangements to obtain it, at an additional cost.

future

health

confidence people

education information tutors

guarantee accreditation teaching

institutions technology learning

community commitment

tech technological
university

personalized service innovation

knowledge present

online training

development language

virtual classroom

Postgraduate Certificate
HBOT in Dysbaric
Pathology

- » Modality: online
- » Duration: 6 weeks
- » Certificate: TECH Technological University
- » Dedication: 16h/week
- » Schedule: at your own pace
- » Exams: online

Postgraduate Certificate HBOT in Dysbaric Pathology

