

# Postgraduate Certificate

## Gastroenteropancreatic Neuroendocrine Tumors (GEP-NETs)





## Postgraduate Certificate

### Gastroenteropancreatic Neuroendocrine Tumors (GEP-NETs)

- » Modality: online
- » Duration: 6 weeks
- » Certificate: TECH Technological University
- » Dedication: 16h/week
- » Schedule: at your own pace
- » Exams: online

Website: [www.techtute.com/us/medicine/postgraduate-certificate/gastroenteropancreatic-neuroendocrine-tumors-gep-nets](http://www.techtute.com/us/medicine/postgraduate-certificate/gastroenteropancreatic-neuroendocrine-tumors-gep-nets)

# Index

01

Introduction

---

*p. 4*

02

Objectives

---

*p. 8*

03

Course Management

---

*p. 12*

04

Structure and Content

---

*p. 18*

05

Methodology

---

*p. 22*

06

Certificate

---

*p. 30*

# 01

# Introduction

Gastroenteropancreatic Neuroendocrine Tumors (GEP-NETs) pose a Diagnostic challenge for physicians given their small size and Multitude of Symptoms, so Oncology professionals who commonly deal with Endocrine Pathologies must know them in depth to offer the best possible Diagnosis and Treatment. For this same reason, TECH has prepared a Postgraduate Certificate entirely devoted to this type of Tumors, where students will go through the anatomy, molecular bases and different types of NETs according to their origin. Thanks to this, professionals will obtain crucial expertise in their health development toward more relevant positions in the are of Oncology.



“

*You have a tremendous opportunity for professional growth in an under-explored Oncology field. Don't think twice and enroll now”*

Since there has been little advance in the field given the rarity of these tumors, a specialization in GEP-NETs can be an opportunity for research and professional growth for practitioners, as the former are often problematic when it comes to making accurate diagnosis and treatment.

For this reason, TECH has brought together a team of professionals with proven experience in the Treatment of this type of Tumors to offer students a complete Postgraduate Certificate where they can learn the latest Diagnostic Techniques to identify them correctly and perform a professional and accurate Approach.

With this program, students will be positioning themselves at the forefront of Medical Oncology, since it is a little-known field of research, and it is also a way of professional growth toward greater awareness in the medical community about this type of pathology. Therefore, it is a program that provides the necessary drive to its students to become health referents in their field.

It is also a completely online program, without the need to stick to fixed schedules or classes that restrict students' personal or professional life. Thus, student will find that all the didactic material is available for download from the first day of class, being the best possible option to combine daily work activity with academic growth in the field of Endocrine Oncology.

This **Postgraduate Certificate in Gastroenteropancreatic Neuroendocrine Tumors (GEP-NETs)** contains the most complete and up-to-date scientific program on the market. Its most notable features are:

- ◆ Case studies presented by experts in Endocrine Oncologic
- ◆ The graphic, schematic, and eminently practical contents with which they are created, provide scientific and practical information on the disciplines that are essential for professional practice
- ◆ Practical exercises where self-assessment can be used to improve learning
- ◆ Its special emphasis on innovative methodologies
- ◆ Theoretical lessons, questions to the expert, debate forums on controversial topics, and individual reflection assignments
- ◆ Content that is accessible from any fixed or portable device with an Internet connection



*Demonstrate your high potential and medical skills by specializing in little known Tumors, which will quickly make you an Oncology reference”*

“

*TECH covers all your personal and professional needs, giving you the freedom to study this Postgraduate Certificate at your own pace”*

The program's teaching staff includes professionals from the sector who contribute their work experience to this training program, as well as renowned specialists from leading societies and prestigious universities.

The multimedia content, developed with the latest educational technology, will provide the professional with situated and contextual learning, i.e., a simulated environment that will provide immersive training programmed to train in real situations.

This program is designed around Problem-Based Learning, whereby the professional must try to solve the different professional practice situations that arise during the academic year. For this purpose, the student will be assisted by an innovative interactive video system created by renowned and experienced experts.

*You will be surrounded by a teaching staff that does its utmost to help you grow, with personalized attention in GEP-NETs.*

*This is the future of academic health education. Experience it for yourself by enrolling in this Postgraduate Certificate today.*



# 02 Objectives

TECH develops all its programs with the aim of achieving the greatest positive impact on the professional career of its students. For this reason, the objective of this Postgraduate Certificate in Gastroenteropancreatic Neuroendocrine Tumors is to specialize students in an area of Oncology that offers multiple opportunities for professional improvement given the scarce research on the subject. This even makes it possible for students to become an advanced reference in the field, being this Postgraduate Certificate the first step toward precisely that.





“

*You will be at the forefront of Oncology  
with a unique specialty in your field, being a  
highly sought-after professional”*



## General Objectives

---

- ◆ Deepen the knowledge, diagnosis and treatment of Endocrine Oncologic Pathology
- ◆ Achieve an update in the most novel aspects in the Diagnosis and Treatment of Endocrine Oncologic Pathology
- ◆ Advance in the Multidisciplinary Approach essential for the Management of Endocrine Oncologic Pathology





## Specific Objectives

---

- ◆ Delve deeper into the Epidemiology and the Molecular and Cellular Bases for GEP-NETs
- ◆ Advance understanding of the Diagnosis, Treatment, Monitoring and Prognosis of GEP-NETs in different locations: Pulmonary, Gastric, Intestinal and Appendiceal

“

*You will provide the most accurate diagnosis and treatment for all types of Neuroendocrine Gastroenteropancreatic Tumors”*

03

# Course Management

Being such a specific area in Endocrine Oncology, TECH has brought together for this Postgraduate Certificate a teaching staff with extensive knowledge in the approach to GEP-NETs, endorsing all the theoretical contents of the program with their experience. As it is taught by the best professionals in the field, students are ensured the program is adapted to the current clinical reality, with the latest advances in diagnosis and treatment of this type of tumors.



“

*TECH professors are not only highly qualified, but also have an exceptional human quality to give you the best possible medical and professional advice”*

## International Guest Director


Dr. R. Michael Tuttle has developed, for more than 3 decades, a successful career in the medical field of Endocrinology. Thanks to his exceptional skills, this expert has received numerous international awards. He has received the Lewis Braverman Lectureship Award from the American Thyroid Association and the Knoll Pharmaceutical Mentor Award from the Endocrine Society.

He has also recently served as Clinical Director of the Endocrine Service at Memorial Sloan Kettering Hospital. He is also a permanent academic collaborator at Cornell University Medical School in New York.

In addition, Dr. Tuttle has distinguished himself on the clinical-research level. Specifically, he has delved deeply into the study of Thyroid Cancer and his work in this field has changed the paradigm regarding differentiated treatments (DTC) for this disease. Prior to his therapeutic innovations, all patients were treated with Total Thyroidectomy and Radioactive Iodine (RAI). However, this expert was one of the pioneers in using serum Thyroglobulin (Tg) as an indicator of residual DTC.

As such, he has led international studies that demonstrated the efficacy of recombinant thyrotropin (rhTSH) in determining TSH-stimulated Tg. This also led to the stratification of patients into risk categories and reduced the number of ionizing radiations. Together with his molecular analyses, his clinical work has opened a new scenario for multikinase inhibitor (TKI) therapies for radioiodine therapy-resistant DTC.

On the other hand, he has been a consultant to the Center for Disease Control for Radiation Exposure of Peoples in the Marshall Islands, the Hanford Downwinder Project, and a consultant to the National Academy of Sciences for Radiation Exposed Populations.



## Dr. Tuttle, R. Michael

---

- Clinical Director of the Endocrinology Service at Memorial Sloan Kettering Cancer Center
- Specialist in Thyroid Cancer and Radioiodine Therapy.
- Academic Advisor, Cornell University Medical School, New York
- Fellowship at the Madigan Army Medical Center
- Residency in Medical Endocrinology at Dwight David Eisenhower Army Medical Center
- M.D. from the University of Louisville
- B.S. in Biology, Northern Kentucky University
- Member of:
  - Endocrine Society
  - American Thyroid Association
  - American Association of Endocrine Surgeons
  - American Association of Clinical Endocrinologists



*Thanks to TECH, you will be able to learn with the best professionals in the world"*

## Management



### Dr. Álvarez Escola, María Cristina

- ♦ Head of the Endocrinology and Nutrition Service at La Paz University Hospital
- ♦ Resident Tutor in the Endocrinology and Nutrition Service at the La Paz University Hospital
- ♦ Coordinator for the Endocrine Tumors Committee at La Paz University Hospital
- ♦ Coordinator for the Pituitary Tumors Committee and the Selar Area at La Paz University Hospital
- ♦ Coordinator for the SENDIMAD Neuroendocrinology Group
- ♦ Member of the National Commission of Endocrinology and Nutrition, Ministry of Health, Spain
- ♦ PhD in Medicine and Surgery from the University of Alcalá de Henares

## Co-Direction



### Dr. Fernández Martínez, Alberto

- ♦ Attending Physician Specialist in General Endocrinology at Móstoles University Hospital
- ♦ Attending physician specializing in Endocrinology and Nutrition at La Paz University Hospital
- ♦ Degree in Medicine from the University of Barcelona
- ♦ Postgraduate Specialization in Neuroendocrinology at the Oxford Centre for Diabetes, Endocrinology and Metabolism
- ♦ Endocrinology Team Assistant responsible for educational activities for diabetic patients at the Gran Canaria Diabetic Association
- ♦ Collaborating monitor for health education activities for diabetic patients





## Professors

### Dr. Blanco Carrera, Concepción

- ◆ Endocrinology and Nutrition Resident Tutor at Príncipe de Asturias Hospital
- ◆ Specialist Physician in Endocrinology and Nutrition, Area III Specialized Care
- ◆ Medical Specialist in the Endocrinology Service at Albacete General Hospital
- ◆ PhD in Medicine and Surgery from the Autonomous University of Madrid
- ◆ Specialist in Endocrinology and Nutrition, MIR training at Puerta de Hierro Hospital
- ◆ Master's Degree in Health Care Unit Clinical Management from Universidad Internacional Menéndez Pelayo

### Dr. Díaz Pérez, José Ángel

- ◆ Medical Specialist in Endocrinology and Nutrition at San Carlos Clinical Hospital
- ◆ Vice President of the Spanish Group of Neuroendocrine and Endocrine Tumors (GETNE)
- ◆ Member of the Tumor Committee at San Carlos Clinical Hospital
- ◆ Degree in Medicine and Surgery from the University of Santiago de Compostela
- ◆ PhD in Internal Medicine from the Complutense University of Madrid
- ◆ Master's Degree in Clinical Management

# 04

## Structure and Content

Using the latest pedagogical methodology, based on Relearning, TECH ensures its students understand the most important concepts regarding GEP-NETs in a natural and progressive way. Thanks to this, students get the maximum return on the time invested in the program, accessing content rich in real clinical cases and audiovisual support material that reduces the teaching load and helps to contextualize all the theory acquired throughout the Postgraduate Certificate.



“

*You will obtain this Postgraduate Certificate directly, without final assignments that take time away from your personal and professional life”*

## Module 1. Gastroenteropancreatic Neuroendocrine Tumors (GEP-NETs)

- 1.1. Gastroenteropancreatic Neuroendocrine Tumors
  - 1.1.1. Epidemiology
- 1.2. Molecular and Cellular Basis
- 1.3. Pathological Anatomy
  - 1.3.1. Classification Systems
- 1.4. Lung and Thymus NETs
- 1.5. Gastric NETs
- 1.6. Intestinal NETs: Appendix NET
- 1.7. Non-Functioning Pancreatic NETs
- 1.8. Gastrinoma
- 1.9. Insulinoma
- 1.10. Gucagonoma, Somatostatinoma, Vipoma: Other Functioning Tumors





“

*This academic opportunity is unique. Don't miss it and enroll today to start improving your future career in healthcare”*

# 05 Methodology

This academic program offers students a different way of learning. Our methodology uses a cyclical learning approach: **Relearning**.

This teaching system is used, for example, in the most prestigious medical schools in the world, and major publications such as the **New England Journal of Medicine** have considered it to be one of the most effective.



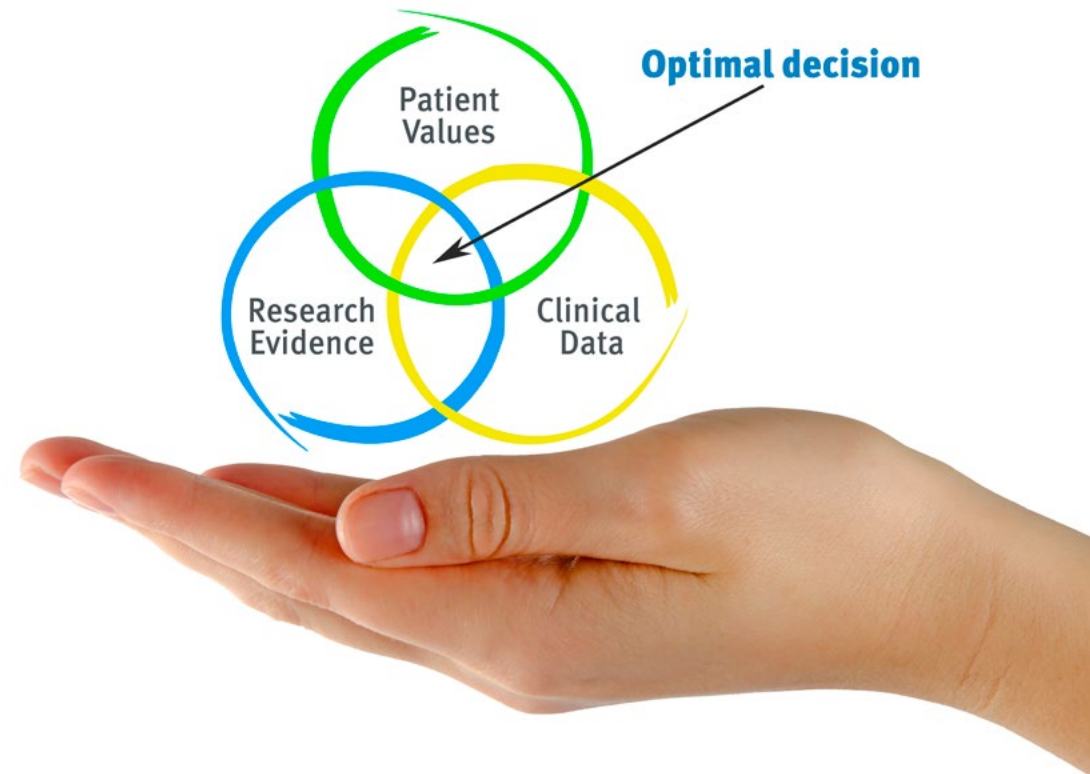
“

*Discover Relearning, a system that abandons conventional linear learning, to take you through cyclical teaching systems: a way of learning that has proven to be extremely effective, especially in subjects that require memorization"*

## At TECH we use the Case Method

What should a professional do in a given situation? Throughout the program, students will face multiple simulated clinical cases, based on real patients, in which they will have to do research, establish hypotheses, and ultimately resolve the situation. There is an abundance of scientific evidence on the effectiveness of the method. Specialists learn better, faster, and more sustainably over time.

*With TECH you will experience a way of learning that is shaking the foundations of traditional universities around the world.*



According to Dr. Gervas, the clinical case is the annotated presentation of a patient, or group of patients, which becomes a "case", an example or model that illustrates some peculiar clinical component, either because of its teaching power or because of its uniqueness or rarity. It is essential that the case is based on current professional life, trying to recreate the real conditions in the physician's professional practice.



“

*Did you know that this method was developed in 1912, at Harvard, for law students? The case method consisted of presenting students with real-life, complex situations for them to make decisions and justify their decisions on how to solve them. In 1924, Harvard adopted it as a standard teaching method”*

The effectiveness of the method is justified by four fundamental achievements:

1. Students who follow this method not only achieve the assimilation of concepts, but also a development of their mental capacity, through exercises that evaluate real situations and the application of knowledge.
2. Learning is solidly translated into practical skills that allow the student to better integrate into the real world.
3. Ideas and concepts are understood more efficiently, given that the example situations are based on real-life.
4. Students like to feel that the effort they put into their studies is worthwhile. This then translates into a greater interest in learning and more time dedicated to working on the course.

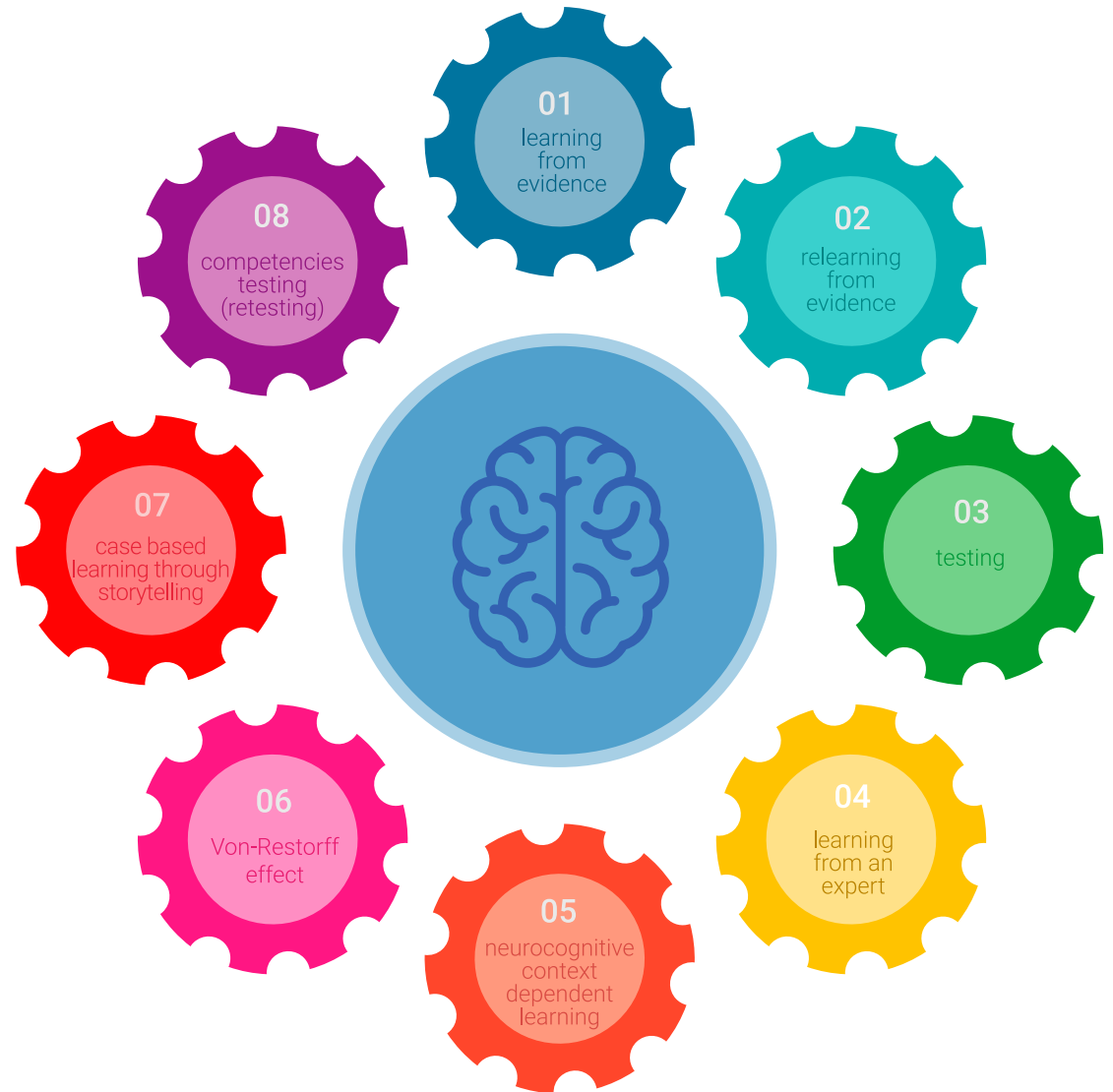


## Relearning Methodology

At TECH we enhance the case method with the best 100% online teaching methodology available: Relearning.

This university is the first in the world to combine the study of clinical cases with a 100% online learning system based on repetition, combining a minimum of 8 different elements in each lesson, a real revolution with respect to the mere study and analysis of cases.

*Professionals will learn through real cases and by resolving complex situations in simulated learning environments. These simulations are developed using state-of-the-art software to facilitate immersive learning.*



At the forefront of world teaching, the Relearning method has managed to improve the overall satisfaction levels of professionals who complete their studies, with respect to the quality indicators of the best online university (Columbia University).

With this methodology, more than 250,000 physicians have been trained with unprecedented success in all clinical specialties regardless of surgical load. Our pedagogical methodology is developed in a highly competitive environment, with a university student body with a strong socioeconomic profile and an average age of 43.5 years old.


*Relearning will allow you to learn with less effort and better performance, involving you more in your specialization, developing a critical mindset, defending arguments, and contrasting opinions: a direct equation to success.*

In our program, learning is not a linear process, but rather a spiral (learn, unlearn, forget, and re-learn). Therefore, we combine each of these elements concentrically.

The overall score obtained by TECH's learning system is 8.01, according to the highest international standards.



This program offers the best educational material, prepared with professionals in mind:



#### Study Material

All teaching material is produced by the specialists who teach the course, specifically for the course, so that the teaching content is highly specific and precise.

These contents are then applied to the audiovisual format, to create the TECH online working method. All this, with the latest techniques that offer high quality pieces in each and every one of the materials that are made available to the student.



#### Surgical Techniques and Procedures on Video

TECH introduces students to the latest techniques, the latest educational advances and to the forefront of current medical techniques. All of this in direct contact with students and explained in detail so as to aid their assimilation and understanding. And best of all, you can watch the videos as many times as you like.



#### Interactive Summaries

The TECH team presents the contents attractively and dynamically in multimedia lessons that include audio, videos, images, diagrams, and concept maps in order to reinforce knowledge.

This exclusive educational system for presenting multimedia content was awarded by Microsoft as a "European Success Story".



#### Additional Reading

Recent articles, consensus documents and international guidelines, among others. In TECH's virtual library, students will have access to everything they need to complete their course.





#### Expert-Led Case Studies and Case Analysis

Effective learning ought to be contextual. Therefore, TECH presents real cases in which the expert will guide students, focusing on and solving the different situations: a clear and direct way to achieve the highest degree of understanding.



#### Testing & Retesting

We periodically evaluate and re-evaluate students' knowledge throughout the program, through assessment and self-assessment activities and exercises, so that they can see how they are achieving their goals.



#### Classes

There is scientific evidence on the usefulness of learning by observing experts. The system known as Learning from an Expert strengthens knowledge and memory, and generates confidence in future difficult decisions.



#### Quick Action Guides

TECH offers the most relevant contents of the course in the form of worksheets or quick action guides. A synthetic, practical, and effective way to help students progress in their learning.



# 06 Certificate

The Postgraduate Certificate in Gastroenteropancreatic Neuroendocrine Tumors (GEP-NETs) guarantees, in addition to the most rigorous and up-to-date training, access to a qualification issued by TECH Technological University.



“

*Successfully complete this training program and receive your diploma without travel or laborious paperwork”*

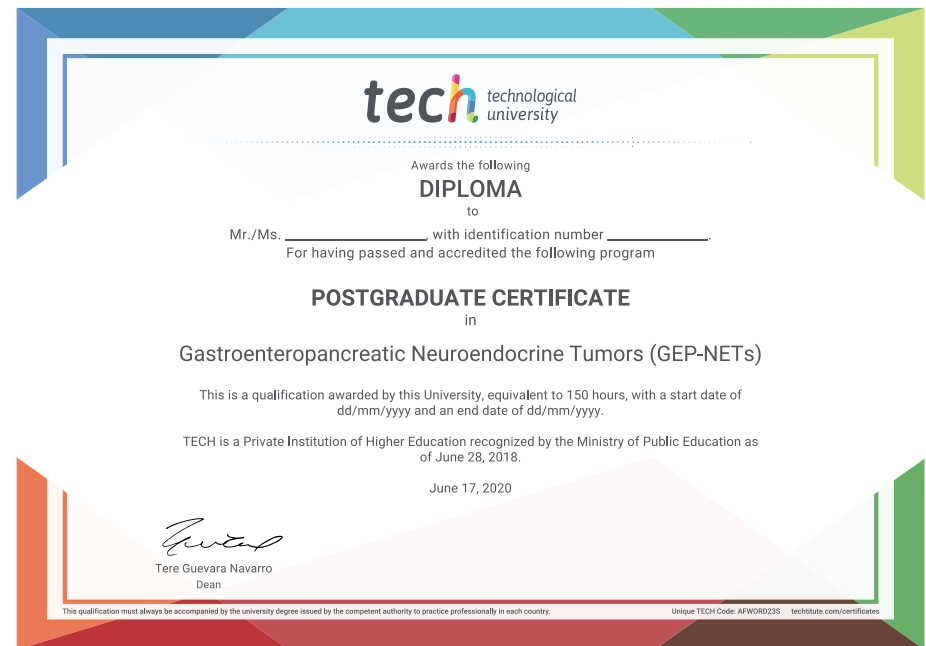
This **Postgraduate Certificate in Gastroenteropancreatic Neuroendocrine Tumors (GEP-NETs)** contains the most complete and up-to-date scientific program on the market.

After the student has passed the assessments, they will receive their corresponding **Postgraduate Certificate** issued by **TECH Technological University** via tracked delivery\*.

The diploma issued by TECH Technological University will reflect the qualification obtained in the Postgraduate Certificate, and meets the requirements commonly demanded by job exchanges, competitive examinations and professional career evaluation committees.

Title: **Postgraduate Certificate in Gastroenteropancreatic Neuroendocrine Tumors (GEP-NETs)**

Official Number of Hours: **150 h.**



\*Apostille Convention. In the event that the student wishes to have their paper diploma issued with an apostille, TECH EDUCATION will make the necessary arrangements to obtain it, at an additional cost.



future  
health confidence people  
education information tutors  
guarantee accreditation teaching  
institutions technology learning  
community commitment  
personalized service innovation  
knowledge present  
development languages  
virtual classroom



## Postgraduate Certificate

Gastroenteropancreatic  
Neuroendocrine Tumors  
(GEP-NETs)

- » Modality: online
- » Duration: 6 weeks
- » Certificate: TECH Technological University
- » Dedication: 16h/week
- » Schedule: at your own pace
- » Exams: online

# Postgraduate Certificate

## Gastroenteropancreatic Neuroendocrine Tumors (GEP-NETs)

