

# Postgraduate Certificate

## Fetal Medicine in Multiple Pregnancy



## Postgraduate Certificate Fetal Medicine in Multiple Pregnancy

- » Modality: online
- » Duration: 6 weeks
- » Certificate: TECH Technological University
- » Dedication: 16h/week
- » Schedule: at your own pace
- » Exams: online

Website: [www.techtute.com/in/medicine/postgraduate-certificate/fetal-medicine-multiple-pregnancy](http://www.techtute.com/in/medicine/postgraduate-certificate/fetal-medicine-multiple-pregnancy)

# Index

01

Introduction

---

*p. 4*

02

Objectives

---

*p. 8*

03

Course Management

---

*p. 12*

04

Structure and Content

---

*p. 16*

05

Methodology

---

*p. 20*

06

Certificate

---

*p. 28*

# 01

# Introduction

In recent years, there have been important advances in the area of Fetal Medicine, especially in the management of multiple pregnancies, which may present specific and complex complications that require specialized and updated care. It is therefore imperative that medical professionals get up to speed in this field immediately. In this context, this TECH Technological University program offers the specialist the latest techniques in this area, deepening in a 100% online format in aspects such as embryology or chorionicity and amnionity. All this, with the best resources in the educational market such as clinical case studies or detailed videos.



“

*Get up to date with the latest techniques in the management of patients with Multiple Pregnancy thanks to this Certificate, which is developed in a 100% online format”*

Fetal Medicine is a constantly evolving specialty, and increasingly important for maternal-fetal health. In the current context, new challenges are arising, such as the increase in Multiple Pregnancy, which represents an additional complexity for medical professionals and specialists in the area. For this reason, a Postgraduate Certificate in Fetal Medicine in Multiple Pregnancy has been developed, aimed at those professionals who wish to update their knowledge and skills to be able to use the latest techniques in this area in their daily practice.

The program's agenda comprehensively addresses the topic of Multiple Pregnancy, from its complications to Embryology. Additionally, it goes into the early ultrasound examination and obstetric management of bicornuate and monochorionic twin pregnancies, including complications of monochorionic Pregnancy such as TTTS and selective IUGR, and discordant anomalies.

In this way, the format of this degree is 100% online, which allows students to study at their own pace and with their own schedules, without having to travel. And, it has the support of experts in the field that will provide a quality and updated preparation in the area of Fetal Medicine in Multiple Pregnancy.

This **Postgraduate Certificate in Fetal Medicine in Multiple Pregnancy** contains the most complete and up-to-date scientific program on the market. The most important features include:

- ◆ The development of case studies presented by experts in Fetal in Medicine
- ◆ The graphic, schematic, and practical contents with which they are created, provide scientific and practical information on the disciplines that are essential for professional practice
- ◆ The practical exercises where the self-evaluation process can be carried out to improve learning
- ◆ Its special emphasis on innovative methodologies
- ◆ Theoretical lessons, questions to the expert, debate forums on controversial topics, and individual reflection assignments
- ◆ Content that is accessible from any fixed or portable device with an Internet connection



*Master the latest techniques and protocols in the management of multiple pregnancies and apply them in your daily work immediately"*



“

*Delve into the most advanced procedures to identify and manage specific complications in multiple pregnancies, such as TTTS, selective IUGR and TRAP”*

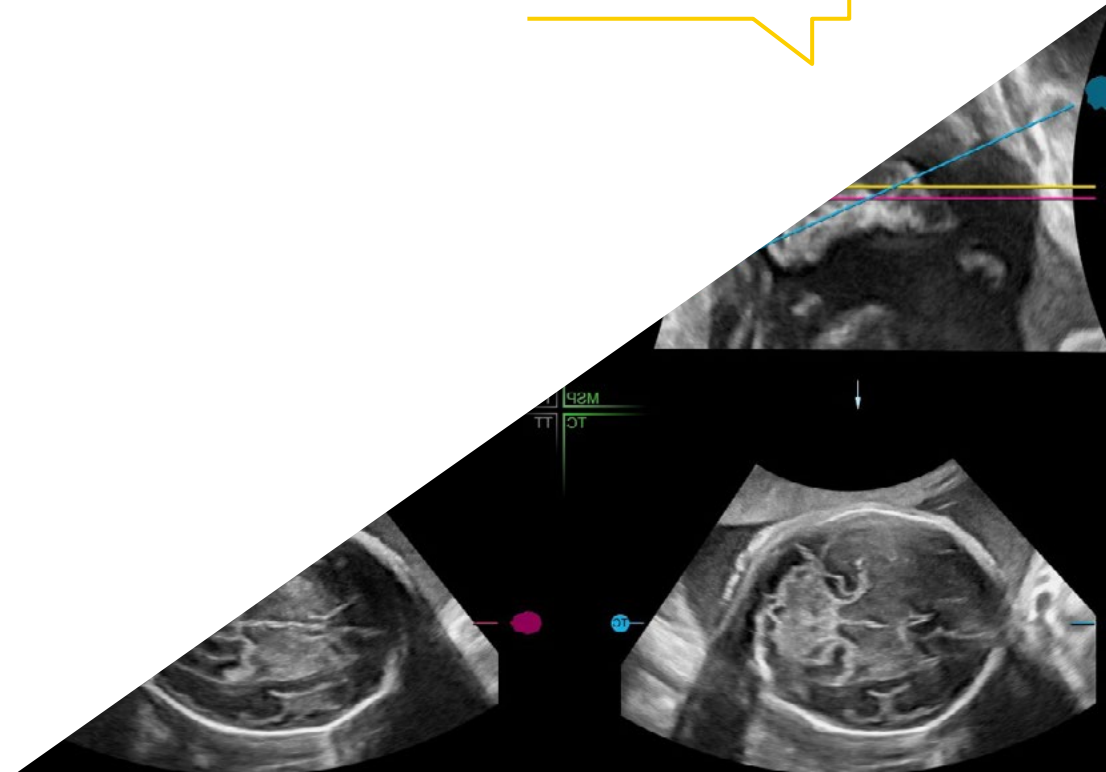
The program's teaching staff includes professionals from the sector who contribute their work experience to this educational program, as well as renowned specialists from leading societies and prestigious universities.

Its multimedia content, developed with the latest educational technology, will allow the professional a situated and contextual learning, that is, a simulated environment that will provide an immersive training programmed to train in real situations.

The design of this program focuses on Problem-Based Learning, in which the professional will have to try to solve the different professional practice situations that will arise throughout the academic course. This will be done with the help of an innovative system of interactive videos made by renowned experts.

*Interpret, in accordance with the latest clinical postulates and in an effective manner, early ultrasound examinations to ensure early detection of complications.*

*The 100% online methodology used in this program will allow you to update your knowledge in a flexible way and at your own pace, without rigid schedules.*



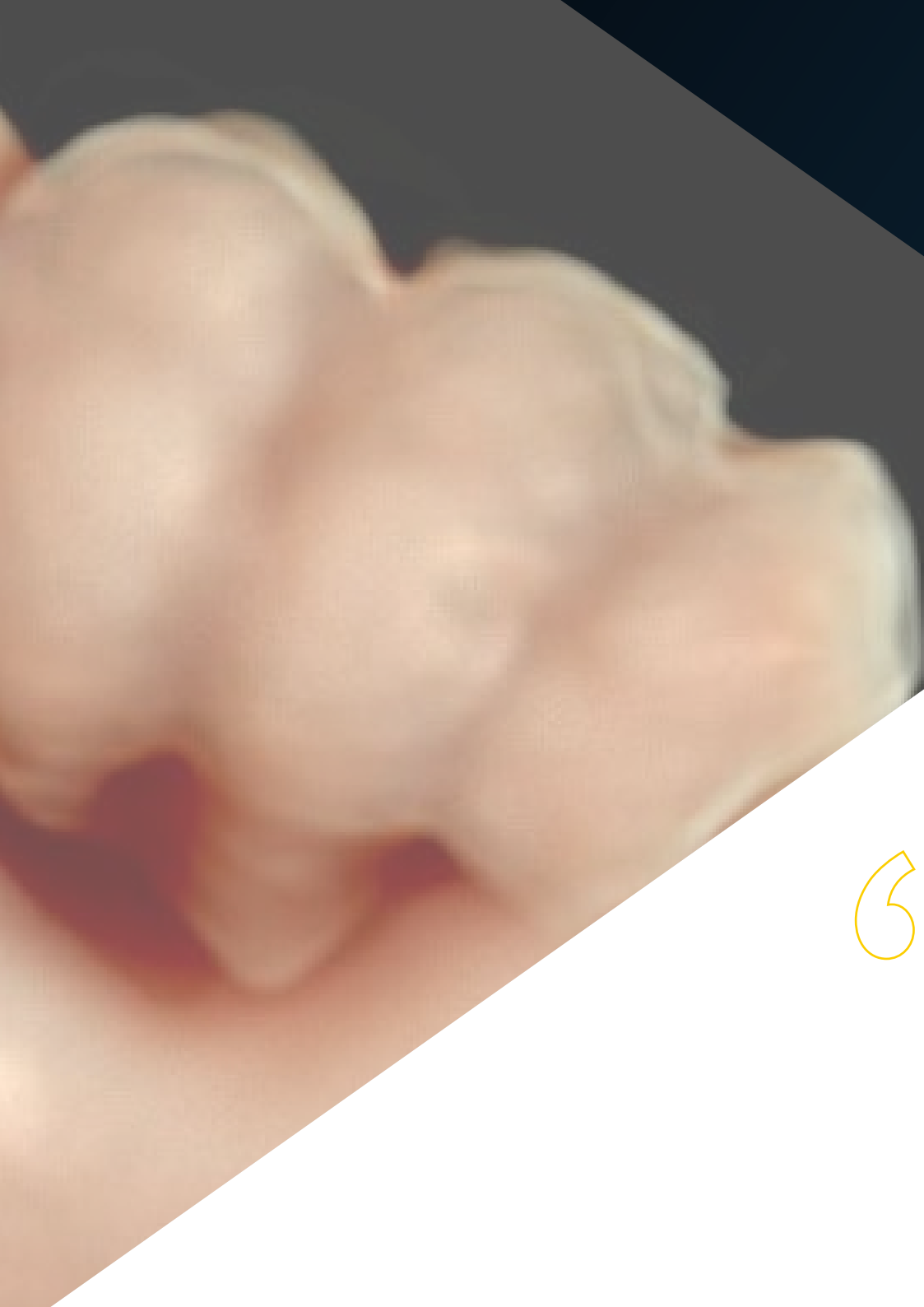
02

# Objectives

The objective of the Postgraduate Certificate in Fetal Medicine in Multiple Pregnancy is to provide a complete update to medical professionals and specialists in the management of multiple pregnancies. Through a 100% online program, students will be able to acquire the knowledge and skills necessary to deal effectively and with the latest clinical techniques the possible complications arising in this type of pregnancies.







“

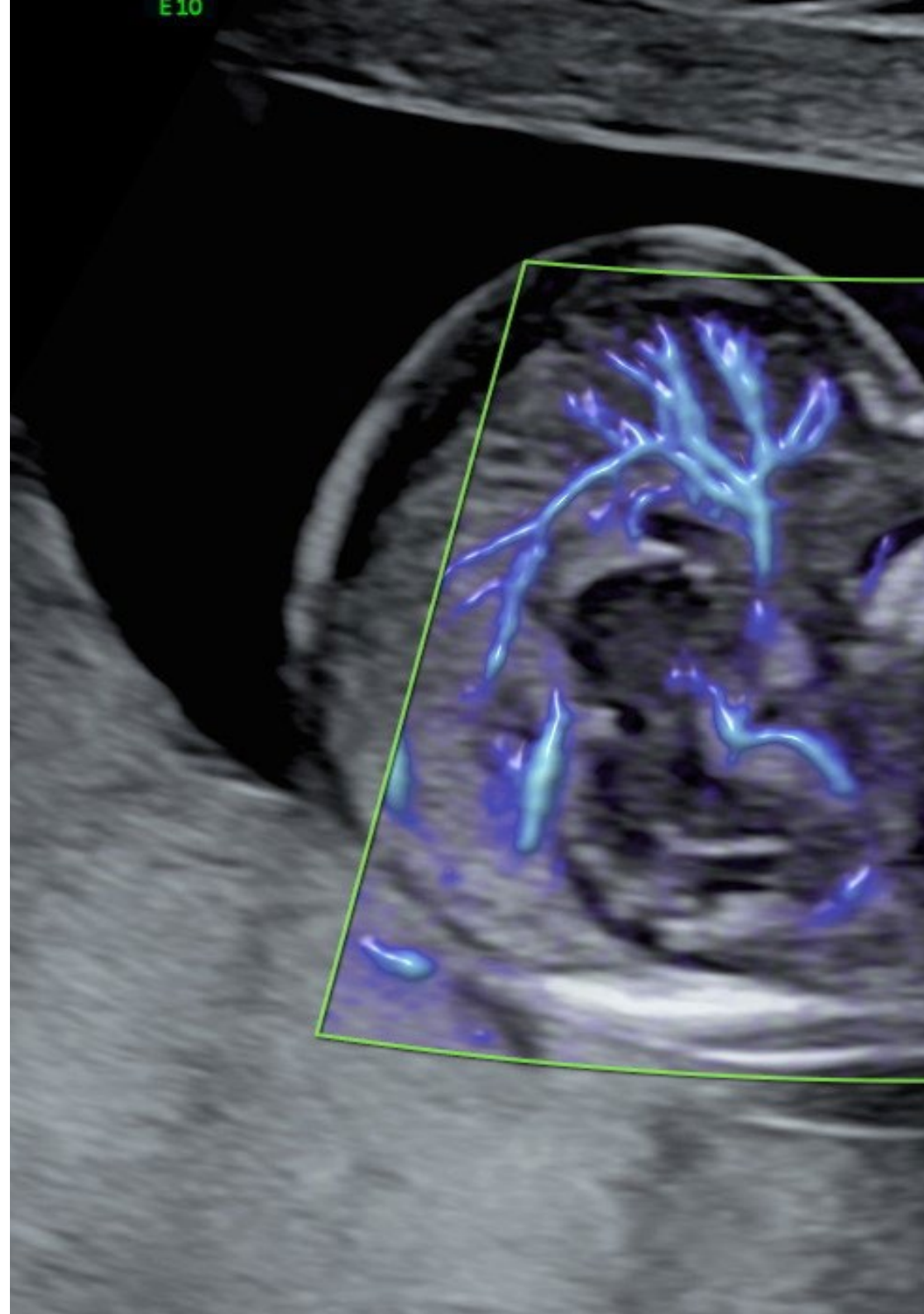
*All your professional goals are within your reach with this program. Enroll now and master the latest procedures in Fetal Medicine in Multiple Pregnancy"*

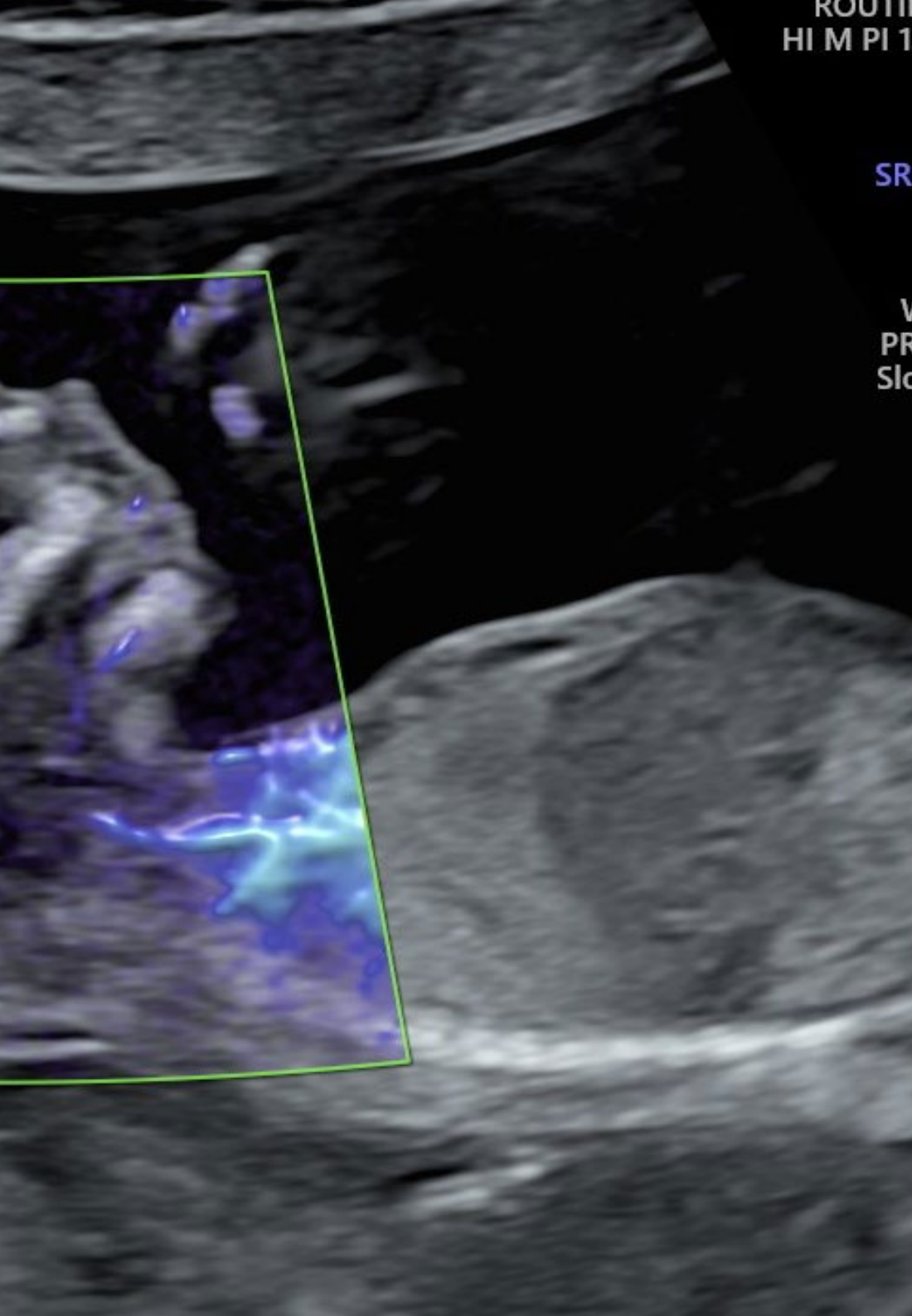


## General Objectives

---

- ◆ Provide a specific update that allows physicians to update their skills to exercise and lead the functions as specialists in the area of Fetal Medicine and Prenatal Diagnosis
- ◆ Update theoretical knowledge in the different fields of Fetal Medicine: basic and advanced obstetric ultrasound, prenatal diagnosis, maternal-fetal pathologies and placental pathologies
- ◆ Link the improvement of their medical practice with scientific research so that they can contribute to change and progress in their clinical environment through the application of the most innovative and effective guidelines and strategies in the field





## Specific Objectives

---

- ◆ Delve in depth into new developments in embryology and the origin of multiple pregnancies
- ◆ Update on the types of twin pregnancies and clinical management
- ◆ Update the protocol for dealing with discordant anomalies
- ◆ Deepen in the novelties related to the specific complications of monochorionic pregnancies



*Get updated with the most advanced multimedia resources in the academic market: interactive summaries, detailed videos or case studies, among many others"*

03

# Course Management

The teaching staff of the Postgraduate Certificate is composed of a group of experts in the field, with extensive clinical and teaching experience. Additionally, they are specialists with great prestige in this area, so the student will be able to update immediately with figures of international relevance in the field of Fetal Medicine in Multiple Pregnancy.





“

*A teaching staff of recognized prestige in the area of Fetal Medicine will guarantee your professional update"*

## Management



### Dr. Gallardo Arozena, Margarita

- ♦ FEA in Obstetrics and Gynecology at HU Nuestra Señora of Candelaria
- ♦ Founder and Medical Director of Natum Center - Ultrasound and Fetal Medicine
- ♦ Doctor in Health Sciences, University of La Laguna
- ♦ Master's Degree in Refresher for Gynecologists and Obstetricians from the University of Barcelona
- ♦ Master's Degree in Healthcare Management in Gynecology and Obstetrics from the Francisco de Vitoria University
- ♦ Diploma in Fetal Medicine and Surgery from the Fetal Medicine Foundation (King's College Hospital, London). Invasive techniques and intrauterine fetal therapy at San Cecilio Granada University Hospital
- ♦ Postgraduate Certificate Training in obstetric-gynecological ultrasound by the Spanish Society of Gynecology and Obstetrics (SEGO)
- ♦ Researcher and Author of scientific articles published in high-impact journals
- ♦ Member of the Prenatal Diagnosis Unit at the Human Reproduction Assistance Center of the Canary Islands (FIVAP)

## Professors

### Dr. Company Calabuig, Ana María

- ♦ FEA in Obstetrics and Gynecology at La Fe Polytechnic University Hospital
- ♦ Diploma in Fetal Medicine and Surgery from the Fetal Medicine Foundation (King's College Hospital, London)
- ♦ Master's Degree s Degree in Refresher Communication Management for Gynecologists and Obstetricians from the University of Barcelona
- ♦ Master's Degree in Nutrition and Health from the International University of Valencia
- ♦ Author of scientific publications in high impact journals and participation in book chapters

### Dr. Pérez Gómez, Adela Marine

- ♦ FEA in Obstetrics and Gynecology at HU Nuestra Señora of Candelaria
- ♦ Degree in Medicine and Surgery, La Laguna University
- ♦ Training in Gynecological and Obstetric Ultrasound by the University Hospital of Canarias
- ♦ Participation as author in papers presented at conferences and courses related to the specialty



**Dr. Molina García, Francisca Sonia**

- ◆ Doctor Specialist in Obstetrics and Gynecology at HU Nuestra Señora of Granada
- ◆ Head of the Ultrasound Unit of the Gutenberg Center of Granada
- ◆ Director of several research lines of funded projects on preeclampsia, preterm delivery, fetal and maternal complications during pregnancy and fetal surgery
- ◆ Regular reviewer of articles in five international and national journals on Gynecology and Obstetrics
- ◆ Contributing editor of Fetal Diagnosis and Therapy
- ◆ European PhD in Medicine and Surgery from the University of Granada
- ◆ Subspecialization in Fetal Medicine and Surgery at the King's College University Hospital in London

**Dr. Gibbone, Elena**

- ◆ Specialist in the Obstetrics and Gynecology Unit of the HU Cruces de Vizcaya
- ◆ Specialist at Ecography and Fetal Medicine Unit of Zuatzu clinic
- ◆ Researcher in several lines related to Preeclampsia, twin pregnancy and its complications and maternal pathology in pregnancy
- ◆ International Doctorate in Biomedical Research, University of the Basque Country
- ◆ Graduate in Medicine and Surgery
- ◆ Specialist in Gynecology and Obstetrics
- ◆ Subspecialty in Fetal Medicine and Surgery at the King's College University Hospital in London
- ◆ Subspecialization in Fetal Medicine and Surgery at the San Cecilio Clinical Hospital in Granada
- ◆ Author of over 10 scientific publications in international high-impact journals

**De Paco Matallana, Catalina**

- ◆ Specialist in Maternal-Fetal Medicine Unit, Hospital Clínico Universitario Virgen de Zaragoza
- ◆ Regular reviewer of articles in international and national journals on Gynecology and Obstetrics
- ◆ Associate Professor of Obstetrics and Gynaecology at Murcia University
- ◆ PhD in Medicine and Surgery
- ◆ Degree in Medicine and Surgery from the University of Murcia
- ◆ Specialist MIR in Gynecology and Obstetrics
- ◆ Subspecialization in Fetal Medicine and Surgery at the King's College University Hospital in London



*Take the opportunity to learn about the latest advances in this area to apply it to your daily practice"*

# 04

## Structure and Content

The syllabus of the Postgraduate Diploma in Fetal Medicine in Multiple Pregnancy has been designed by a group of experts in the field to provide students with a deep and immediate update in this area. This way, throughout the program, essential topics such as embryology, early ultrasound examination, chorionicity and amnionity, obstetric management and specific complications of monochorionic pregnancies, among others, will be addressed.





“

*TECH Technological University uses the Relearning methodology, with which you will be able to take advantage of every minute of study you invest, enjoying the didactic resources at any time and place”*

## Module 1. Multiple Pregnancy

- 1.1. Embryology of Multiple Pregnancy
- 1.2. Early Ultrasound Scanning
- 1.3. Chorionicity and Amnionicity
- 1.4. Two-Chorionic Twin Pregnancy
  - 1.4.1. Obstetric Management
  - 1.4.2. Timing and Route of Delivery
- 1.5. Monochorionic Twin Pregnancy
  - 1.5.1. Obstetric Management
  - 1.5.2. Timing and Route of Delivery
- 1.6. Multiple Pregnancy of 3 or More Fetuses
- 1.7. Complications of Monochorionic Pregnancy I
  - 1.7.1. TTTS
  - 1.7.2. Selective IUGR
- 1.8. Complications of Monochorionic Pregnancy II
  - 1.8.1. TRAP
  - 1.8.2. TAPS
- 1.9. Discordant Anomalies
- 1.10. Selective Reduction





“

*This curriculum will allow you to delve into aspects such as Discordant Anomalies or the obstetric management of Monochorionic Twin Pregnancy”*



05

# Methodology

This academic program offers students a different way of learning. Our methodology uses a cyclical learning approach: **Relearning**.

This teaching system is used, for example, in the most prestigious medical schools in the world, and major publications such as the **New England Journal of Medicine** have considered it to be one of the most effective.





“

*Discover Relearning, a system that abandons conventional linear learning, to take you through cyclical teaching systems: a way of learning that has proven to be extremely effective, especially in subjects that require memorization"*

## At TECH we use the Case Method

What should a professional do in a given situation? Throughout the program, students will face multiple simulated clinical cases, based on real patients, in which they will have to do research, establish hypotheses, and ultimately resolve the situation. There is an abundance of scientific evidence on the effectiveness of the method. Specialists learn better, faster, and more sustainably over time.

*With TECH you will experience a way of learning that is shaking the foundations of traditional universities around the world.*



According to Dr. Gérvas, the clinical case is the annotated presentation of a patient, or group of patients, which becomes a "case", an example or model that illustrates some peculiar clinical component, either because of its teaching power or because of its uniqueness or rarity. It is essential that the case is based on current professional life, trying to recreate the real conditions in the physician's professional practice.

“

*Did you know that this method was developed in 1912, at Harvard, for law students? The case method consisted of presenting students with real-life, complex situations for them to make decisions and justify their decisions on how to solve them. In 1924, Harvard adopted it as a standard teaching method”*

The effectiveness of the method is justified by four fundamental achievements:

1. Students who follow this method not only achieve the assimilation of concepts, but also a development of their mental capacity, through exercises that evaluate real situations and the application of knowledge.
2. Learning is solidly translated into practical skills that allow the student to better integrate into the real world.
3. Ideas and concepts are understood more efficiently, given that the example situations are based on real-life.
4. Students like to feel that the effort they put into their studies is worthwhile. This then translates into a greater interest in learning and more time dedicated to working on the course.



## Relearning Methodology

At TECH we enhance the case method with the best 100% online teaching methodology available: Relearning.

This university is the first in the world to combine the study of clinical cases with a 100% online learning system based on repetition, combining a minimum of 8 different elements in each lesson, a real revolution with respect to the mere study and analysis of cases.

*Professionals will learn through real cases and by resolving complex situations in simulated learning environments. These simulations are developed using state-of-the-art software to facilitate immersive learning.*





At the forefront of world teaching, the Relearning method has managed to improve the overall satisfaction levels of professionals who complete their studies, with respect to the quality indicators of the best online university (Columbia University).

With this methodology, more than 250,000 physicians have been trained with unprecedented success in all clinical specialties regardless of surgical load. Our pedagogical methodology is developed in a highly competitive environment, with a university student body with a strong socioeconomic profile and an average age of 43.5 years old.

*Relearning will allow you to learn with less effort and better performance, involving you more in your specialization, developing a critical mindset, defending arguments, and contrasting opinions: a direct equation to success.*

In our program, learning is not a linear process, but rather a spiral (learn, unlearn, forget, and re-learn). Therefore, we combine each of these elements concentrically.

The overall score obtained by TECH's learning system is 8.01, according to the highest international standards.



This program offers the best educational material, prepared with professionals in mind:



#### Study Material

All teaching material is produced by the specialists who teach the course, specifically for the course, so that the teaching content is highly specific and precise.

These contents are then applied to the audiovisual format, to create the TECH online working method. All this, with the latest techniques that offer high quality pieces in each and every one of the materials that are made available to the student.



#### Surgical Techniques and Procedures on Video

TECH introduces students to the latest techniques, the latest educational advances and to the forefront of current medical techniques. All of this in direct contact with students and explained in detail so as to aid their assimilation and understanding. And best of all, you can watch the videos as many times as you like.



#### Interactive Summaries

The TECH team presents the contents attractively and dynamically in multimedia lessons that include audio, videos, images, diagrams, and concept maps in order to reinforce knowledge.

This exclusive educational system for presenting multimedia content was awarded by Microsoft as a "European Success Story".



#### Additional Reading

Recent articles, consensus documents and international guidelines, among others. In TECH's virtual library, students will have access to everything they need to complete their course.







#### Expert-Led Case Studies and Case Analysis

Effective learning ought to be contextual. Therefore, TECH presents real cases in which the expert will guide students, focusing on and solving the different situations: a clear and direct way to achieve the highest degree of understanding.



#### Testing & Retesting

We periodically evaluate and re-evaluate students' knowledge throughout the program, through assessment and self-assessment activities and exercises, so that they can see how they are achieving their goals.



#### Classes

There is scientific evidence on the usefulness of learning by observing experts. The system known as Learning from an Expert strengthens knowledge and memory, and generates confidence in future difficult decisions.



#### Quick Action Guides

TECH offers the most relevant contents of the course in the form of worksheets or quick action guides. A synthetic, practical, and effective way to help students progress in their learning.



06

# Certificate

The Postgraduate Certificate in Fetal Medicine in Multiple Pregnancy guarantees students, in addition to the most rigorous and up-to-date education, access to a Postgraduate Certificate issued by TECH Technological University.



“

*Successfully complete this program and receive your university qualification without having to travel or fill out laborious paperwork"*

This **Postgraduate Certificate in Fetal Medicine in Multiple Pregnancy** contains the most complete and up-to-date scientific program on the market.

After the student has passed the assessments, they will receive their corresponding **Postgraduate Certificate** issued by **TECH Technological University** via tracked delivery\*.

The certificate issued by **TECH Technological University** will reflect the qualification obtained in the Postgraduate Certificate, and meets the requirements commonly demanded by labor exchanges, competitive examinations, and professional career evaluation committees.

Title: **Postgraduate Certificate Fetal Medicine in Multiple Pregnancy**

Official N° of Hours: **150 h.**



\*Apostille Convention. In the event that the student wishes to have their paper certificate issued with an apostille, TECH EDUCATION will make the necessary arrangements to obtain it, at an additional cost.



## Postgraduate Certificate

### Fetal Medicine in Multiple Pregnancy

- » Modality: online
- » Duration: 6 weeks
- » Certificate: TECH Technological University
- » Dedication: 16h/week
- » Schedule: at your own pace
- » Exams: online



# Postgraduate Certificate

## Fetal Medicine in Multiple Pregnancy

