

Postgraduate Certificate Facial Traumatology





Postgraduate Certificate Facial Traumatology

- » Modality: online
- » Duration: 6 weeks
- » Certificate: TECH Technological University
- » Dedication: 16h/week
- » Schedule: at your own pace
- » Exams: online

Website: www.techtute.com/us/medicine/postgraduate-certificate/facial-traumatology

Index

01

Introduction

p. 4

02

Objectives

p. 8

03

Course Management

p. 12

04

Structure and Content

p. 16

05

Methodology

p. 20

06

Certificate

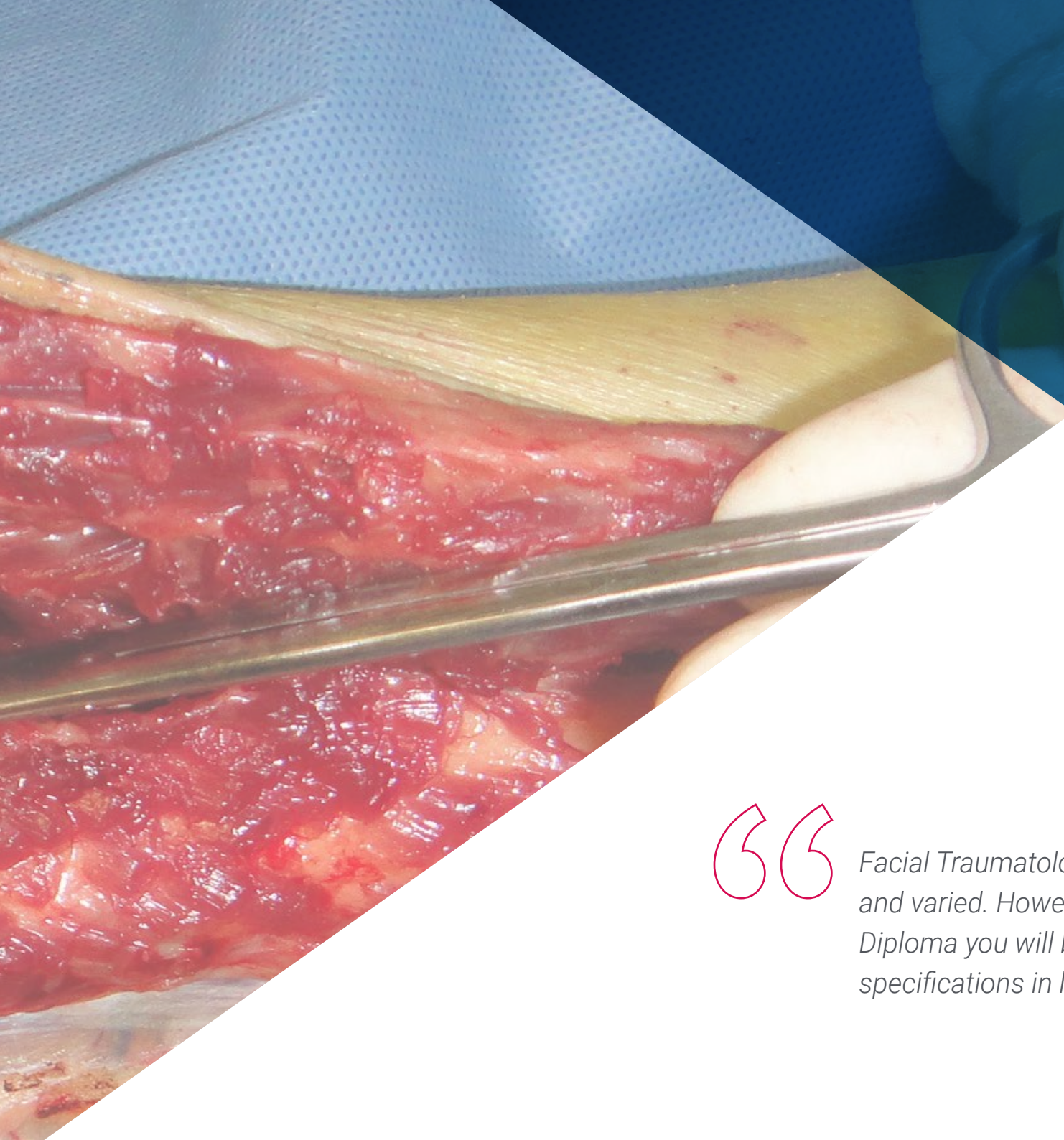
p. 28

01

Introduction

The causes that can lead to Facial Trauma are wide and varied and are usually associated with accidents, many of them causing serious and even fatal injuries. That is why specialists in this area must act with total diligence when receiving a patient who has suffered a blow to the head, in order to stabilize the patient and to be able to rule out possible previous consequences. This program designed by TECH will serve as a guide for the graduate to get up to date on everything related to this type of cases, from their management to recent recommendations. All this in a convenient 100% online format that includes, in addition to the best theoretical and practical syllabus, hours of additional material to deepen each aspect if necessary.





“

Facial Traumatology is wide, complex and varied. However, with TECH and this Diploma you will be up to date with its specifications in less than 150 hours”

One of the main consultations that occur in hospital emergency rooms are polytraumas derived from car accidents, falls, blows, etc. Among them, the facial region is usually one of the worst affected, presenting fractures of the middle third, orbitomalar, mandibular and so on. In order to try to relieve the pain as soon as possible and try to act according to the complexity of the trauma, either through surgery or any other type of treatment, the specialist must know in detail the latest health evidence to help him act quickly and effectively.

For this reason, and being aware that the medical profession takes up a lot of time, TECH has developed this Postgraduate Certificate in Facial Traumatology, a program that brings together, in only 150 hours, the best information related to this area: biomechanics, bone repair, diagnosis, assistance to the polytraumatized, management of all types of fractures and recommendations to avoid short, medium and long term sequelae.

This is an intensive program developed over 6 weeks and framed in a convenient online format, which will allow the graduate to catch up through a personalized academic calendar based on his or her time and personal availability. In addition, and in order for you to get the most out of this Postgraduate Certificate, in the virtual classroom you will find hours of high quality additional material to deepen the agenda and contextualize all the information developed in it.

This **Postgraduate Certificate in Facial Traumatology** contains the most complete and up-to-date scientific program on the market. The most important features include:

- ◆ The examination of case studies presented by experts in Oral and Maxillofacial Surgery
- ◆ The graphic, schematic, and practical contents with which they are created, provide scientific and practical information on the disciplines that are essential for professional practice
- ◆ Practical exercises where self-assessment can be used to improve learning
- ◆ Its special emphasis on innovative methodologies
- ◆ Theoretical lessons, questions to the expert, debate forums on controversial topics, and individual reflection assignments
- ◆ Content that is accessible from any fixed or portable device with an Internet connection



You have at your disposal the best option in the academic market to update you on everything related to facial fractures and their etiology, so that you will always have the most updated knowledge”

“

You will focus on clinical and radiological diagnostics, delving into their specifics and the benefits of each”

In the virtual classroom you will find real clinical cases extracted from consultations so that you can practice your diagnostic strategy.

A Postgraduate Certificate that also includes the treatment of head and neck wounds in polytraumatized patients.

The program includes, in its teaching staff, professionals from the sector who bring to this program the experience of their work, in addition to recognized specialists from prestigious reference societies and universities.

The multimedia content, developed with the latest educational technology, will provide the professional with situated and contextual learning, i.e., a simulated environment that will provide immersive education programmed to learn in real situations.

This program is designed around Problem-Based Learning, whereby the professional must try to solve the different professional practice situations that arise throughout the program. For this purpose, the student will be assisted by an innovative interactive video system created by renowned and experienced experts.



02 Objectives

Due to the current prevalence of cases with facial trauma, TECH has considered it necessary to develop a comprehensive qualification that allows the specialist to get up to date in the most complete way and in the shortest possible time. That is why the objective of this Postgraduate Certificate- in Facial Traumatology is to provide you with the best academic tools to facilitate this task. In this way, you can continue to improve your professional skills without neglecting your practice.



E



“

The Postgraduate Certificate also includes a module dedicated exclusively to mandibular fractures, their treatment and the possible complications that may arise in case of aggravation”



General Objectives

- ◆ Know the cerviofacial anatomy, a basic starting point for the entire Professional Masters Degree program
- ◆ Learn the anatomy and physiology of the relevant glands
- ◆ Build a knowledge base on a highly prevalent disorder such as sleep apneas, in which maxillofacial surgeons are among the specialists who can offer therapeutic options
- ◆ Update knowledge on facial traumatology, including its main causes and diagnostic techniques
- ◆ Know about malignant pathologies divided by anatomical regions that can affect the head and neck
- ◆ Know the different reconstructive techniques





Specific Objectives

- ◆ Classify and order the different types of fractures
- ◆ Be aware of the different therapeutic options depending on the type of fracture
- ◆ Know the main complications associated with facial trauma and their management
- ◆ Gain expertise on the treatment of possible sequelae associated with facial trauma
- ◆ Update your knowledge on the latest techniques in facial trauma treatment, including 3D planning



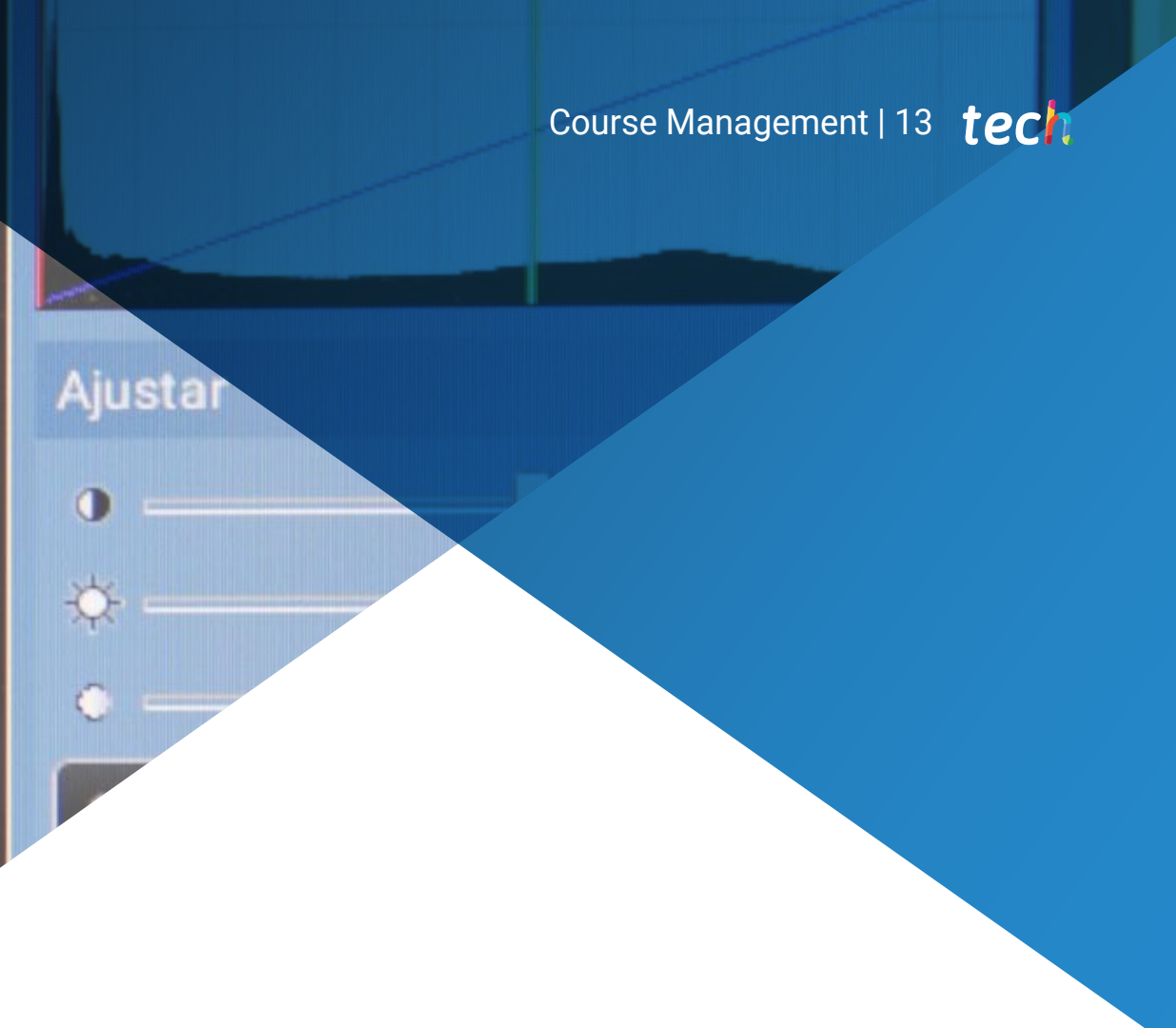
The purpose of this program is for you to surpass your academic objectives and, therefore, achieve the professional goals you have set for yourself"

03

Course Management

The direction and teaching of this Postgraduate Certificate is in charge of a team of specialists in Maxillofacial Medicine and Oral Surgery who have a long and extensive experience in the management of complex cases derived from facial trauma. They are a group of professionals who have worked for many years to reach the level and quality of experts in the field and who will be happy to share their wisdom and experience with the graduates.





“

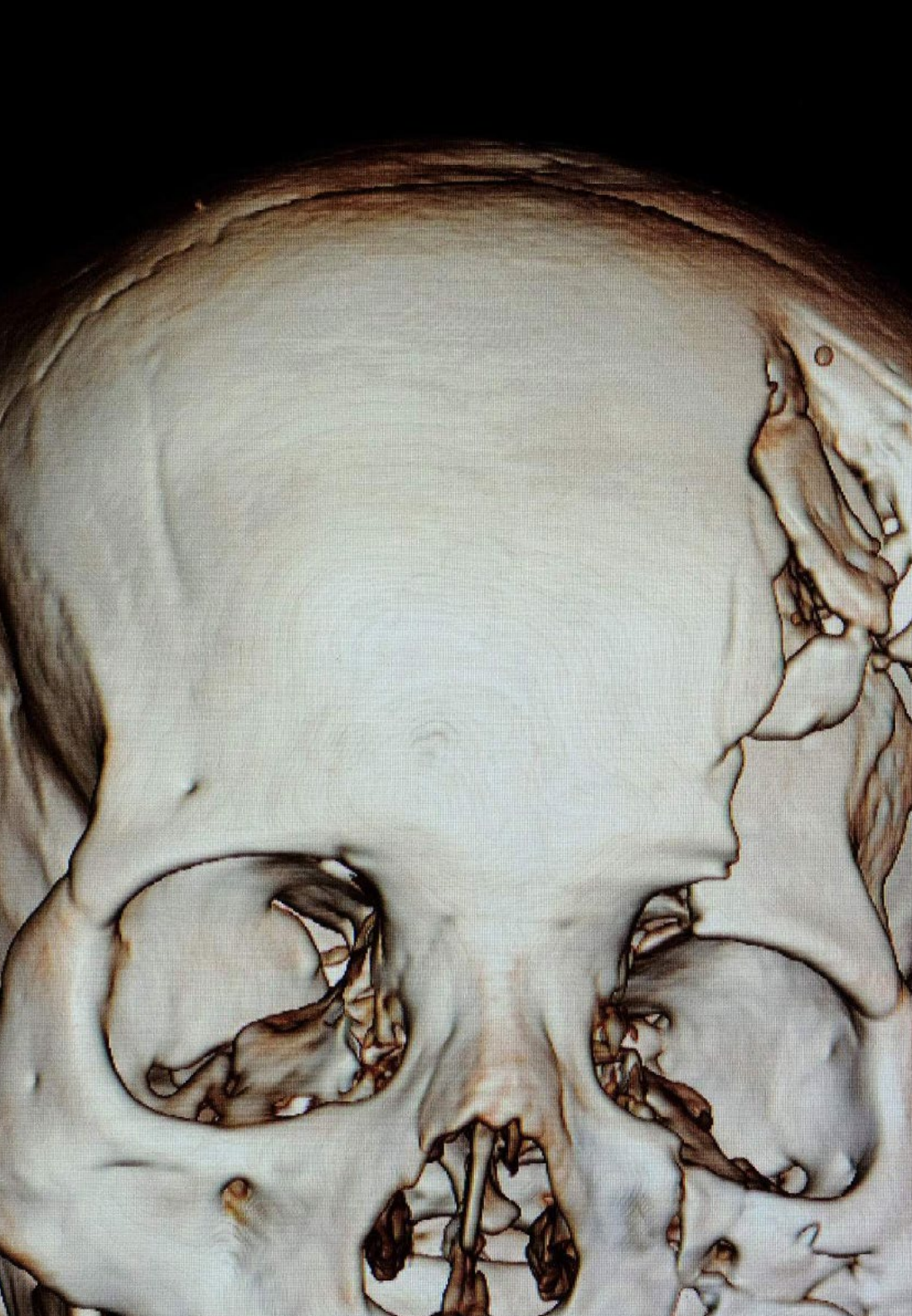
You will be able to arrange tutorials with the teaching staff and ask them any questions you may have during this academic experience. throughout this academic experience”

Management



Dr. Pingarrón Martín, Lorena

- ♦ Head of the Maxillofacial Surgery Service at Rey Juan Carlos University Hospital, General de Villalba Hospital and Infanta Elena Hospital
- ♦ Maxillofacial Surgeon in Private Practice at the Fundación Jiménez Díaz
- ♦ Fellow of the European Board of Oral-Maxillofacial-Surgery
- ♦ Responsible for the design and management of animal experimentation procedures: Category B+C+D
- ♦ Specialist in Oral and Maxillofacial Surgery at the Autonomous University of Madrid. La Paz University Hospital
- ♦ PhD in Medicine and Surgery, Autonomous University of Madrid, 2013 Outstanding Cum Laude
- ♦ Degree in Medicine in the University of Miguel Hernández de Elche and Complutense University of Madrid
- ♦ Member International Society for Oral and Maxillofacial Surgery
- ♦ Miembro Sociedad Española Cirugía Oral y Maxilofacial
- ♦ Chair of the HURJC Investigation Committee
- ♦ Vocal Research Institute IIS-FJD, Universidad Autónoma Madrid
- ♦ Member of the HURJC Teaching Committee
- ♦ Member of the Oncology Institute FJD, Head and Neck Unit
- ♦ Member of the Multidisciplinary Sleep Unit HURJC
- ♦ Member of the HURJC Head and Neck Tumors Committee
- ♦ Reviewer Journal "Laryngoscope". ISI IndexedJournal; Impact Factor 1.617
- ♦ Reviewer "AfricanJournal of Biotechnology".ISI IndexedJournal; Factor Impacto 0.565



Professors

Dr. Domingo, Francisco Javier

- ◆ FEA of the Oral and Maxillofacial Surgery Unit of the HU Nuestra Señora del Rosario
- ◆ Associate Professor of the Maxillofacial Surgery Medicine at Alfonso X El Sabio University
- ◆ Researcher at the I+12 Research Institute
- ◆ Doctorate in Medical-Surgical Research Sciences from the Complutense University of Madrid
- ◆ Specialist in Oral and Maxillofacial Surgery via MIR at the 12th October University Hospital in Madrid
- ◆ Member of the Spanish Society of Ocular and Maxillofacial Plastic Surgery
- ◆ Member of the Spanish Society of Head and Neck
- ◆ Member of the European Association for Cranio-Maxillo-Facial Surgery



A unique, key, and decisive educational experience to boost your professional development"

04

Structure and Content

The prestige that supports this university is based on the opinion of tens of thousands of satisfied students who have found in TECH a perfect opportunity to improve their professional practice in a totally online way. This has been possible due to the development of dynamic, comprehensive and up-to-date syllabus, which combine theory and practice and make the program an entertaining activity, beyond traditional academic experiences. In addition, the level of knowledge acquired by the graduates is very high, which is then reflected in the practice of their profession.



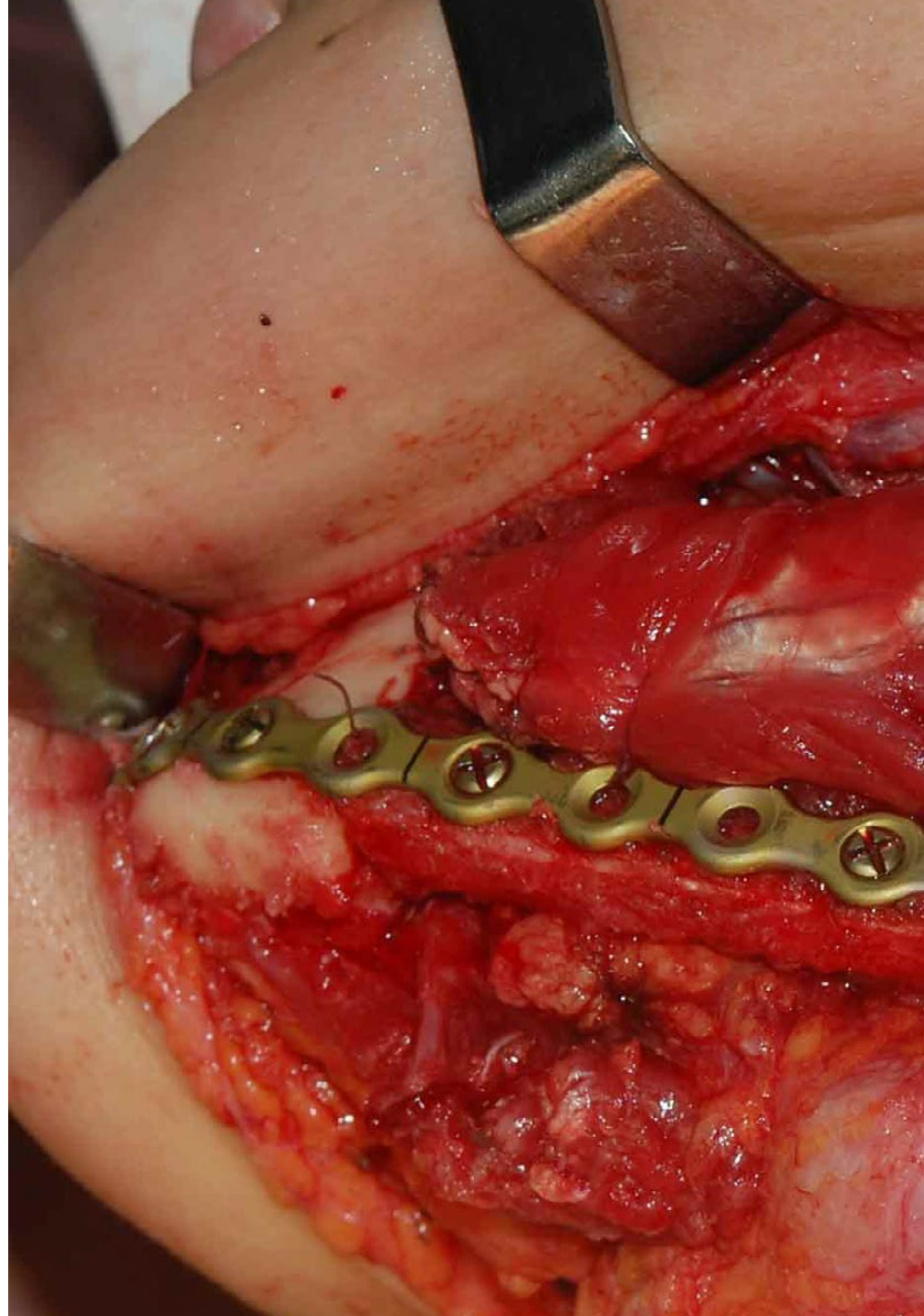


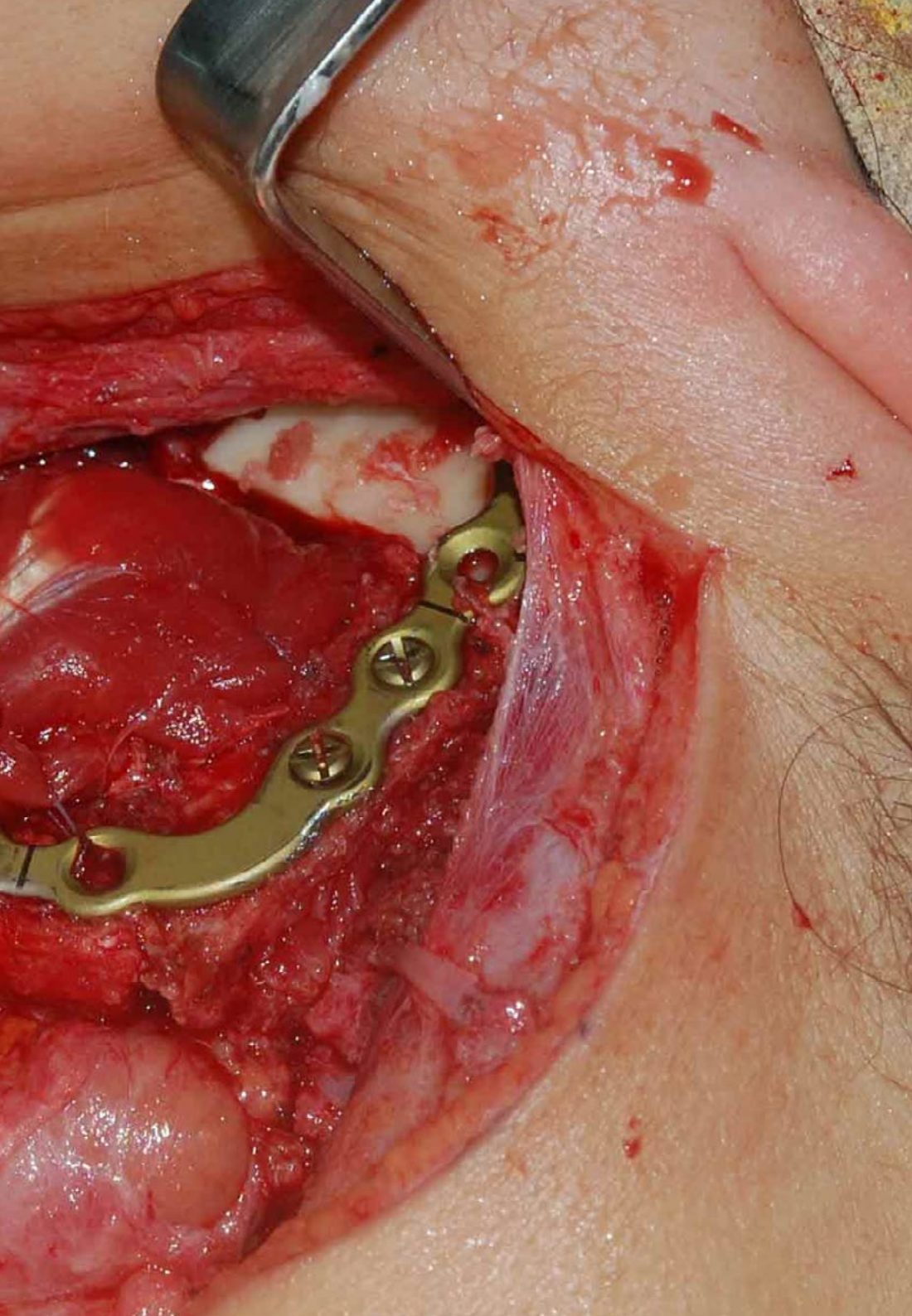
“

Fractures of the middle third and orbitomalar fractures are the most frequent. Therefore, this syllabus will give you the keys to manage these patients based on the latest and most effective recommendations”

Module 1. Facial Traumatology

- 1.1. Facial Trauma
 - 1.1.1. Etiology and Epidemiology
 - 1.1.2. Bone Repair
 - 1.1.3. Biomechanics
 - 1.1.4. Osteosynthesis
- 1.2. Diagnosis
 - 1.2.1. Clinical diagnosis
 - 1.2.2. Radiological Diagnosis
- 1.3. Polytraumatized Assistance, Including Treatment of Head and Neck Injuries
- 1.4. Middle Third Fractures
 - 1.4.1. Nasal Bone Fractures
 - 1.4.2. Middle Third Fractures
 - 1.4.3. NOE Fractures
- 1.5. Orbitomalar Fractures
 - 1.5.1. Orbitomalar Fractures
 - 1.5.2. Orbit Fractures
 - 1.5.3. Intraoperative Navigation, Interoperative CT
- 1.6. Mandibular Fractures
 - 1.6.1. Mandibular Symphysis Fractures
 - 1.6.2. Jaw Body Fractures
 - 1.6.3. Jaw Angle Fractures
 - 1.6.4. Subcondylar Fractures
 - 1.6.5. Jaw Condyle Fractures
 - 1.6.6. Edentulous and Comminuted Fractures
 - 1.6.7. Endoscopic treatment
 - 1.6.8. Complications





- 1.7. Dentoalveolar Trauma
 - 1.7.1. Epidemiology and Etiology
 - 1.7.2. Dental Fractures
 - 1.7.3. Dentoalveolar Fractures
- 1.8. Upper Third Fractures
 - 1.8.1. Skull Base Fractures
 - 1.8.2. Frontal Sinus Fractures
 - 1.8.3. Complications: Mucopiocele, CSF Fistula
- 1.9. Panfacial Fractures
 - 1.9.1. Concept
 - 1.9.2. Etiology
 - 1.9.3. Sequences
- 1.10. Secuelas
 - 1.10.1. Front Contour Defect
 - 1.10.2. Telecanthus
 - 1.10.3. Malar Malposition
 - 1.10.4. Pseudarthrosis
 - 1.10.5. Orbital sequelae, Enophthalmos, Hypophthalmos

“Don't think twice and enroll today in a program that will increase your knowledge and allow you to offer a medical service based on the most rigorous and up-to-date information on Facial Traumatology”

05

Methodology

This academic program offers students a different way of learning. Our methodology uses a cyclical learning approach: **Relearning**.

This teaching system is used, for example, in the most prestigious medical schools in the world, and major publications such as the **New England Journal of Medicine** have considered it to be one of the most effective.



“

Discover Relearning, a system that abandons conventional linear learning, to take you through cyclical teaching systems: a way of learning that has proven to be extremely effective, especially in subjects that require memorization"

At TECH we use the Case Method

What should a professional do in a given situation? Throughout the program, students will face multiple simulated clinical cases, based on real patients, in which they will have to do research, establish hypotheses, and ultimately resolve the situation. There is an abundance of scientific evidence on the effectiveness of the method. Specialists learn better, faster, and more sustainably over time.

With TECH you will experience a way of learning that is shaking the foundations of traditional universities around the world.



According to Dr. Gérvas, the clinical case is the annotated presentation of a patient, or group of patients, which becomes a "case", an example or model that illustrates some peculiar clinical component, either because of its teaching power or because of its uniqueness or rarity. It is essential that the case is based on current professional life, trying to recreate the real conditions in the physician's professional practice.

“

Did you know that this method was developed in 1912, at Harvard, for law students? The case method consisted of presenting students with real-life, complex situations for them to make decisions and justify their decisions on how to solve them. In 1924, Harvard adopted it as a standard teaching method”

The effectiveness of the method is justified by four fundamental achievements:

1. Students who follow this method not only achieve the assimilation of concepts, but also a development of their mental capacity, through exercises that evaluate real situations and the application of knowledge.
2. Learning is solidly translated into practical skills that allow the student to better integrate into the real world.
3. Ideas and concepts are understood more efficiently, given that the example situations are based on real-life.
4. Students like to feel that the effort they put into their studies is worthwhile. This then translates into a greater interest in learning and more time dedicated to working on the course.



Relearning Methodology

At TECH we enhance the case method with the best 100% online teaching methodology available: Relearning.

This university is the first in the world to combine the study of clinical cases with a 100% online learning system based on repetition, combining a minimum of 8 different elements in each lesson, a real revolution with respect to the mere study and analysis of cases.

Professionals will learn through real cases and by resolving complex situations in simulated learning environments. These simulations are developed using state-of-the-art software to facilitate immersive learning.



At the forefront of world teaching, the Relearning method has managed to improve the overall satisfaction levels of professionals who complete their studies, with respect to the quality indicators of the best online university (Columbia University).

With this methodology, more than 250,000 physicians have been trained with unprecedented success in all clinical specialties regardless of surgical load. Our pedagogical methodology is developed in a highly competitive environment, with a university student body with a strong socioeconomic profile and an average age of 43.5 years old.

Relearning will allow you to learn with less effort and better performance, involving you more in your specialization, developing a critical mindset, defending arguments, and contrasting opinions: a direct equation to success.

In our program, learning is not a linear process, but rather a spiral (learn, unlearn, forget, and re-learn). Therefore, we combine each of these elements concentrically.

The overall score obtained by TECH's learning system is 8.01, according to the highest international standards.



This program offers the best educational material, prepared with professionals in mind:



Study Material

All teaching material is produced by the specialists who teach the course, specifically for the course, so that the teaching content is highly specific and precise.

These contents are then applied to the audiovisual format, to create the TECH online working method. All this, with the latest techniques that offer high quality pieces in each and every one of the materials that are made available to the student.



Surgical Techniques and Procedures on Video

TECH introduces students to the latest techniques, the latest educational advances and to the forefront of current medical techniques. All of this in direct contact with students and explained in detail so as to aid their assimilation and understanding. And best of all, you can watch the videos as many times as you like.



Interactive Summaries

The TECH team presents the contents attractively and dynamically in multimedia lessons that include audio, videos, images, diagrams, and concept maps in order to reinforce knowledge.

This exclusive educational system for presenting multimedia content was awarded by Microsoft as a "European Success Story".



Additional Reading

Recent articles, consensus documents and international guidelines, among others. In TECH's virtual library, students will have access to everything they need to complete their course.





Expert-Led Case Studies and Case Analysis

Effective learning ought to be contextual. Therefore, TECH presents real cases in which the expert will guide students, focusing on and solving the different situations: a clear and direct way to achieve the highest degree of understanding.



Testing & Retesting

We periodically evaluate and re-evaluate students' knowledge throughout the program, through assessment and self-assessment activities and exercises, so that they can see how they are achieving their goals.



Classes

There is scientific evidence on the usefulness of learning by observing experts. The system known as Learning from an Expert strengthens knowledge and memory, and generates confidence in future difficult decisions.



Quick Action Guides

TECH offers the most relevant contents of the course in the form of worksheets or quick action guides. A synthetic, practical, and effective way to help students progress in their learning.



06 Certificate

The Postgraduate Certificate in Facial Traumatology guarantees students, in addition to the most rigorous and up-to-date education, access to a Postgraduate Certificate issued by TECH Technological University.





“

*Successfully complete this program
and receive your university qualification
without having to travel or fill out
laborious paperwork”*

This **Postgraduate Certificate in Facial Traumatology** contains the most complete and up-to-date scientific program on the market.

After the student has passed the assessments, they will receive their corresponding **Postgraduate Certificate** issued by **TECH Technological University** via tracked delivery*.

The diploma issued by **TECH Technological University** will reflect the qualification obtained in the Postgraduate Certificate, and meets the requirements commonly demanded by labor exchanges, competitive examinations, and professional career evaluation committees.

Title: **Postgraduate Certificate in Facial Traumatology**

Official N° of Hours: **150 h.**



*Apostille Convention. In the event that the student wishes to have their paper diploma issued with an apostille, TECH EDUCATION will make the necessary arrangements to obtain it, at an additional cost.

future
health confidence people
education information tutors
guarantee accreditation teaching
institutions technology learning
community commitment
personalized service innovation
knowledge present
development language
virtual classroom



Postgraduate Certificate Facial Traumatology

- » Modality: online
- » Duration: 6 weeks
- » Certificate: TECH Technological University
- » Dedication: 16h/week
- » Schedule: at your own pace
- » Exams: online

Postgraduate Certificate Facial Traumatology

