

# Postgraduate Certificate Facial Reconstructive Surgery



## Postgraduate Certificate Facial Reconstructive Surgery

- » Modality: online
- » Duration: 6 weeks
- » Certificate: TECH Global University
- » Credits: 6 ECTS
- » Schedule: at your own pace
- » Exams: online

Website: [www.techtute.com/us/medicine/postgraduate-certificate/postgraduate-certificate-facial-reconstructive-surgery](http://www.techtute.com/us/medicine/postgraduate-certificate/postgraduate-certificate-facial-reconstructive-surgery)

# Index

01

Introduction

---

*p. 4*

02

Objectives

---

*p. 8*

03

Course Management

---

*p. 12*

04

Structure and Content

---

*p. 16*

05

Methodology

---

*p. 20*

06

Certificate

---

*p. 28*

# 01

# Introduction

There are different types of situations that can compromise the health of the craniofacial structure of patients of all ages. Trauma, pathologies or the result of them can affect facial health, causing serious consequences that directly affect people's lifestyle, as well as their social relationships. Therefore, it is necessary for surgeons to be up to date with all the advances and new scientific evidence that make up the landscape of facial reconstructive plastic surgery, as this will enable them to provide better treatment to patients and offer them a better quality of life.

*Facial reconstructive surgery has experienced great progress in recent years. With this course, you will learn about the latest scientific postulates on the subject.*







“Learn, with this course, everything you need to know about facial reconstruction procedures and become a prestigious professional in this field”.

Facial Plastic Reconstructive Surgery has undergone a spectacular development in recent years. This branch of Plastic Surgery, which deals with repairing abnormal facial structures caused by congenital, developmental or growth irregularities, damage caused by trauma or accidents, infections, or tumor diseases, which may include amputations or extensive ablations, is undoubtedly booming and requires fully trained and prepared professionals to respond to the needs of patients in this regard.

This is why the Postgraduate Diploma in Facial Plastic Reconstructive Surgery of TECH develops specialized knowledge in its field and aims at acquiring new knowledge through a multidisciplinary approach that helps doctors in their daily practice and enables them to practice in different scenarios.

To accomplish this, our training will address the basic principles of Reconstructive Plastic Surgery, developing specialized knowledge of skin, basic suturing techniques, grafting and flaps, and examining the psychological aspects of reconstructive surgery patients.

Everything through a 100% online training that makes it easier to combine studies with the rest of the daily activities in the surgeon's life. Thus, the doctor will only need an electronic device (Smartphone, Tablet, PC) with Internet connection to open up a wide horizon of knowledge that will allow him to position himself as a professional of reference in the sector.

This **Postgraduate Certificate in Facial Reconstructive Surgery** contains the most complete and up-to-date scientific program on the market. The most important features of the program include:

- ♦ Development of more than 80 clinical cases, recorded with POV (Point Of View) systems from different angles, presented by experts in surgery and other specialities. The graphic, schematic, and eminently practical contents with which they are created provide scientific and practical information on the disciplines that are essential for professional practice.
- ♦ Presentation of practical workshops on procedures and techniques.
- ♦ Algorithm-based interactive learning system for decision-making in the presented clinical situations.
- ♦ Action protocols and clinical practice guidelines, where to disseminate the most important developments in the specialty.
- ♦ All of this will be complemented by theoretical lessons, questions to the expert, debate forums on controversial topics, and individual reflection assignments.
- ♦ Special emphasis on test-based medicine and research methodologies in surgical procedures.
- ♦ Content that is accessible from any fixed or portable device with an Internet connection.



*The Online Course in Facial Reconstructive Surgery contains the most complete and updated scientific program on the market"*

“

*Thanks to this complete course that TECH has prepared for you, you will acquire the best and most up-to-date training in Facial Reconstructive Surgery".*

The teaching staff includes a team of healthcare professionals, who bring their experience to this training program, as well as renowned specialists from leading scientific societies.

The multimedia content developed with the latest educational technology will provide the surgeon with situated and contextual learning, i.e., a simulated environment that will provide immersive training program to train in real situations.

This program is designed around Problem Based Learning, whereby the surgeon must try to solve the different professional practice situations that arise during the course. For this purpose, you will be assisted by an innovative interactive video system created by renowned experts in the field of Reconstructive Plastic Surgery, with extensive teaching experience.

*It is the best value for money training program on the market.*

*Improve your specialized surgical practice with this training that will catapult you to success in your profession.*





# 02 Objectives

The most prestigious professionals in the field of Reconstructive Plastic Surgery have designed for TECH this complete professional updating and recertification program with the aim of ensuring that doctors in the sector are up to date with new scientific and technical knowledge in the field of facial reconstructive plastic surgery. This refresher in surgeons' professional competencies and the acquisition of new skills and abilities will be the professional's main asset when it comes to successfully entering a sector that is increasingly demanding specialized professionals in this field.





“

*TECH puts in all its trainings a perfect mix of theoretical and practical contents with the objective to lead professionals to success in their career"*



## General Objectives

---

- Correctly approaching the resolution of facial lesions
- Assess the different reconstructive options for eyebrows, eyelids, nose, ear and lips.
- Examine the theoretical basis for facial soft tissue reconstruction.
- Analyze the use of prosthetic material in facial reconstruction.

*Take advantage of the moment and take the step to catch up on the latest developments in facial reconstructive surgery and become a prestigious surgeon.*





## Specific Objectives

---

- ♦ Analyze possible solutions for eyebrow lesions
- ♦ Specify the surgical options for eyelid surgery
- ♦ Determine the correct steps in nasal reconstruction.
- ♦ Examine the most advanced surgical techniques for pinna reconstruction.
- ♦ Propose useful techniques in post-traumatic facial reconstruction.
- ♦ Introduce the common causes of facial injuries and their surgical solution.
- ♦ Identify common tumors conducive to facial reconstruction.



04

# Course Management

These materials have been developed by a team of leading professionals in the surgical field, who work in the most important national and international hospitals. Bringing to the program the experience they have gained throughout their careers. Likewise, this great teaching team also includes a series of specialists who complete the contents of the course in an interdisciplinary and transversal way that will help the student to acquire complete knowledge and take into account each and every one of the important factors when intervening in cases of patients requiring facial reconstructions.





“

*With this training, you will have at your disposal the best teaching staff in the market that will train and guide you towards success in your practice as a facial reconstructive surgeon"*

## International Guest Director

Peter Henderson, M.D. is a reconstructive surgeon and microsurgeon based in New York City who focuses on breast reconstruction and lymphedema treatment. He is Chief Executive Officer and Director of Surgical Services for Henderson Breast Reconstruction. In addition, he is an Associate Professor of Surgery (Plastic and Reconstructive Surgery) and Director of Research at the Icahn School of Medicine at Mount Sinai.

Dr. Henderson received a Bachelor of Fine Arts degree from Harvard University, a medical degree from Weill Cornell Medical College and an MBA from the Stern School of Business at New York University.

He completed his residencies in general surgery and plastic surgery at NewYork-Presbyterian/Weill Cornell. He then completed a fellowship in reconstructive microsurgery at Memorial Sloan Kettering Cancer Center. In addition, he was Chief of Research in the Laboratory of Bioregenerative Medicine and Surgery during his residency in general surgery.

Through a variety of surgical approaches and techniques, he is committed to helping patients restore, maintain or improve their function and appearance. Dr. Henderson's clinical care is supported by his research and scholarly activities in the field of microsurgery and breast reconstruction.

Dr. Henderson is a Fellow of the American College of Surgeons and a member of many professional societies. He is a recipient of the Dicran Goulian Award for Academic Excellence in Plastic Surgery and the Bush Award for Excellence in Vascular Biology. He has authored or co-authored over 75 peer-reviewed publications and textbook chapters, as well as over 120 research abstracts, and has guest lectured nationally and internationally.





## Dr. Henderson, Peter

---

- Director of Surgical Services at Henderson Breast Reconstruction
- Director of Research at Icahn School of Medicine at Mount Sinai
- Chief of Research, Laboratory of Bioregenerative Medicine and Surgery at Memorial Sloan Kettering Cancer Center
- M.D. from Weill Cornell Medical College
- Bachelor of Fine Arts from Harvard University
- Bush Award for Excellence in Vascular Biology

“

*You will have access to a library of multimedia resources 7 days a week, 24 hours a day”*

## Management



### Dr. Castro de Rojas, Ligia Irene

- ♦ Doctor specialized in Obstetrics and Gynecology.
- ♦ Professor of Morphophysiology I and II at the Experimental School of Nursing, Faculty of Medicine, Universidad Central de Venezuela.
- ♦ Medical School Counselor
- ♦ Medical sonographer
- ♦ Resident physician at the Palo Negro outpatient clinic
- ♦ General Practitioner at Policlínica Coromoto



### Dr. Piña Rojas, Juan Luis

- ♦ Plastic and reconstructive surgeon. Maracay Central Hospital.
- ♦ Secretary of Academic Affairs, 2004-2005 period, Student Center, La Morita branch, Carabobo University.
- ♦ Chief Resident 2012-2014 Postgraduate of Plastic Surgery Maracay's Central Hospital.
- ♦ Academic Teaching Coordinator 2016-2018 postgraduate course in Plastic Surgery, Maracay Central Hospital.
- ♦ Postgraduate resident doctor of the 1st level in the department of Surgery at Maracay's central hospital from March 3, 2008 to December 2010. (Position earned by credential competition)
- ♦ Academic Teaching Coordinator 2016-2018 postgraduate course in Plastic Surgery, Maracay Central Hospital.



## Professors

### **Dr. Piña Aponte, Enzo Raúl**

- ♦ Oral and Maxillofacial Surgeon
- ♦ Oral and Maxillofacial Surgeon in Private Clinic
- ♦ Postgraduate Professor of Oral and Maxillofacial Surgery UC-IVSS,
- ♦ Assistant of the Oral and Maxillofacial Surgery Service "Dr. Atilio Perdomo", University Hospital "Dr. Ángel Larralde"; Valencia, Edo. Carabobo.
- ♦ Undergraduate Teaching, Subject "Comprehensive Adult Clinic II",
- ♦ Rotation of Oral Surgery, 5th year, School of Dentistry, Carabobo University. Valencia, Edo. Carabobo.

### **Dr. Rivas Zambrano, Aura Lorena**

- ♦ Pediatric Infectious Diseases Specialist
- ♦ Medical School. Carabobo University, Venezuela. Promotion position: 2. Magna Cum Laude
- ♦ Pediatrics Residency at Maracay Hospital Central de Maracay. Carabobo University, Venezuela
- ♦ Pediatric Infectious Diseases Residency at the José Manuel de los Ríos Children's Hospital. Venezuela.
- ♦ Pediatric Infectiologist. Maracay Central Hospital. Venezuela
- ♦ Professor of Pediatric Infectious Diseases. Carabobo University. U Venezuela.
- ♦ Lecturer in National and Regional Congresses and Conferences.



05

# Structure and Content

The structure and contents of this comprehensive curriculum have been designed by a team of professionals knowledgeable about the implications of medical training in the approach to the surgical patient, aware of the relevance of current training and committed to quality teaching through new educational technologies. This extensive compendium of contents will be the main asset of the professional when it comes to deep training in the steps and protocols to follow when performing a surgical intervention with the aim of reconstructing parts of the craniofacial structure.



“

*This Postgraduate Certificate in Facial Reconstructive Surgery contains the most complete and up-to-date scientific program on the market”*

## Module 1. Facial reconstruction

- 1.1. Ciliary region reconstruction
  - 1.1.1. Surgical Anatomy
  - 1.1.2. Tumor Lesions
    - 1.1.2.1. Benign
    - 1.1.2.2. Malign
  - 1.1.3. Trauma Lesions
  - 1.1.4. Surgical Techniques
    - 1.1.4.1. Primary summaries
    - 1.1.4.2. Zeta Plastias
    - 1.1.4.3. Flaps
    - 1.1.4.4. Tattoos
- 1.2. Eyelid reconstruction
  - 1.2.1. Surgical Anatomy
    - 1.2.1.1. Upper eyelid
    - 1.2.1.2. Lower eyelid
  - 1.2.2. Tumor Lesions
    - 1.2.2.1. Benign
    - 1.2.2.2. Malign
  - 1.2.3. Trauma Lesions
  - 1.2.4. Ectropion and Entropion
  - 1.2.4. Surgical Techniques
    - 1.2.4.1. Upper eyelid
      - 1.2.4.1.1. Primary Synthesis
      - 1.2.4.1.2. Flaps
      - 1.2.4.1.3. Grafts
    - 1.2.4.2. Lower eyelid
      - 1.2.4.2.1. Primary Synthesis
      - 1.2.4.2.2. Flaps
      - 1.2.4.2.3. Grafts
- 1.3. Nasal reconstruction
  - 1.3.1. Surgical Anatomy
  - 1.3.2. Tumor Lesions
    - 1.3.2.1. Benign
    - 1.3.2.2. Malign
  - 1.3.3. Trauma Lesions
  - 1.3.4. Surgical Techniques
    - 1.3.4.1. Primary summaries
    - 1.3.4.2. Local Flaps
    - 1.3.4.3. Distance Flaps
    - 1.3.4.4. Grafts
- 1.4. Pinna reconstruction
  - 1.4.1. Surgical Anatomy
  - 1.4.2. Tumor Lesions
    - 1.4.2.1. Benign
    - 1.4.2.2. Malign
  - 1.4.3. Trauma Lesions
  - 1.4.4. Congenital Lesions
    - 1.4.4.1. Anotia
    - 1.4.4.2. Microtia
    - 1.4.4.3. Macrotia
  - 1.4.5. Surgical techniques
    - 1.4.5.1. Primary Synthesis
    - 1.4.5.2. Local Flaps
    - 1.4.5.3. Distance Flaps
    - 1.4.5.4. Grafts
- 1.5. Upper lip reconstruction
  - 1.5.1. Surgical Anatomy
  - 1.5.2. Tumor Lesions
    - 1.5.2.1. Benign
    - 1.5.2.2. Malign
  - 1.5.3. Trauma Lesions





- 1.5.4. Surgical techniques
  - 1.5.4.1. Primary Synthesis
  - 1.5.4.2. Local Flaps
  - 1.5.4.3. Distance Flaps
  - 1.5.4.4. Grafts
- 1.6. Lower lip reconstruction
  - 1.6.1. Surgical Anatomy
  - 1.6.2. Tumor Lesions
    - 1.6.2.1. Benign
    - 1.6.2.2. Malign
  - 1.6.3. Trauma Lesions
  - 1.6.4. Surgical techniques
    - 1.6.4.1. Primary Synthesis
    - 1.6.4.2. Local Flaps
    - 1.6.4.3. Distance Flaps
    - 1.6.4.4. Grafts
- 1.7. Facial transplant
  - 1.7.1. History
  - 1.7.2. Technique
  - 1.7.3. Psychological Aspects
- 1.8. Use of facial prosthetic material
  - 1.8.1. Indications
  - 1.8.2. Types
  - 1.8.3. Complications
- 1.9. Medical-legal aspects of reconstructive surgery.
  - 1.9.1. Legal Framework
  - 1.9.2. Informed Consent
  - 1.9.3. Importance of the clinical history
- 1.10. Rehabilitation in Reconstructive Surgery
  - 1.10.1. Current Rehabilitation Techniques
  - 1.10.2. Use of post-surgical bandages and girdles
  - 1.10.3. Use of Ultra sound and post-surgical drains

# 05 Methodology

This training program provides you with a different way of learning. Our methodology uses a cyclical learning approach: ***Re-learning***.

This teaching system is used in the most prestigious medical schools in the world, and major publications such as the ***New England Journal of Medicine*** have considered it to be one of the most effective.



“

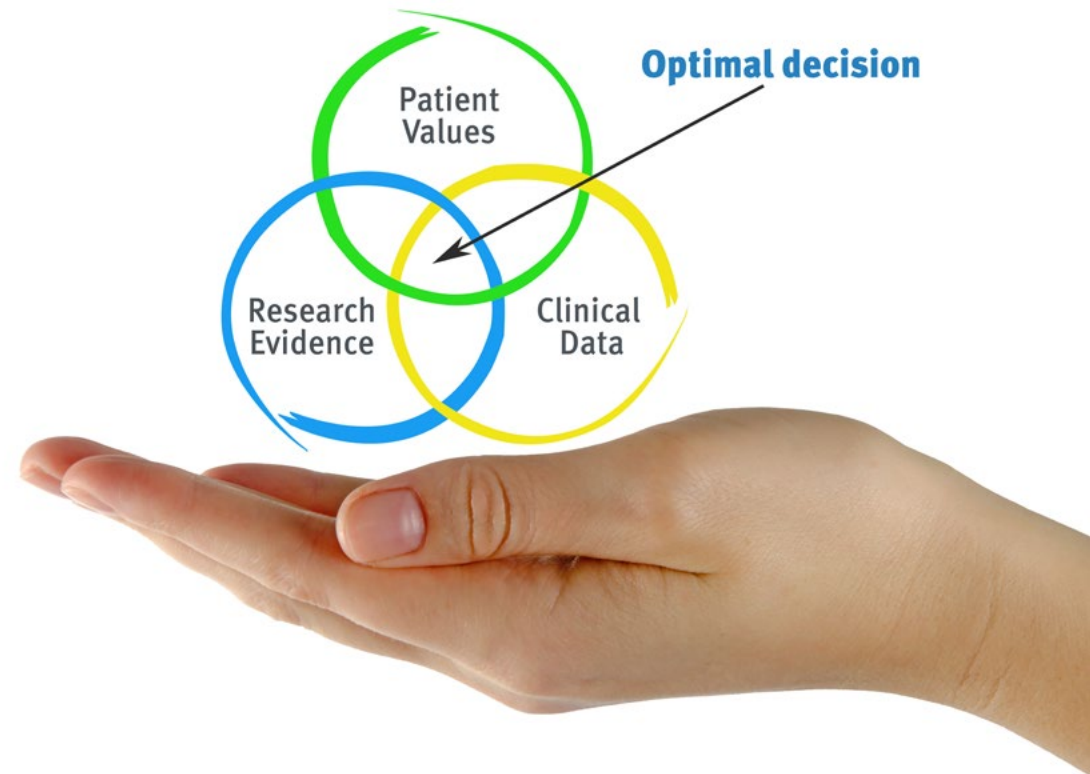
*Discover Re-learning, a system that abandons conventional linear learning, to take you through cyclical teaching systems: a way of learning that has proven to be extremely effective, especially in subjects that require memorization".*



## At TECH we use the Case Method

In a given situation, what would you do? Throughout the program, you will be presented with multiple simulated clinical cases based on real patients, where you will have to investigate, establish hypotheses and, finally, resolve the situation. There is abundant scientific evidence on the effectiveness of the method. Specialists learn better, faster, and more sustainably over time.

*With TECH you can experience a way of learning that is shaking the foundations of traditional universities around the world.*



According to Dr. Gérvas, the clinical case is the annotated presentation of a patient, or group of patients, which becomes a "case", an example or model that illustrates some peculiar clinical component, either because of its teaching potential or because of its uniqueness or rarity. It is essential that the case is based on current professional life, trying to recreate the real conditions in professional medical practice.

“

*Did you know that this method was developed in 1912 at Harvard for law students? The case method consisted of presenting students with real-life, complex situations for them to make decisions and justify their decisions on how to solve them. In 1924, Harvard adopted it as a standard teaching method”*

The effectiveness of the method is justified by four fundamental achievements:

1. Students who follow this method not only grasp concepts, but also develop their mental capacity by evaluating real situations and applying their knowledge.
2. The learning process has a clear focus on practical skills that allow the student to better integrate into the real world.
3. Ideas and concepts are understood more efficiently, given that the example situations are based on real-life.
4. Students like to feel that the effort they put into their studies is worthwhile. This then translates into a greater interest in learning and more time dedicated to working on the course.



## Re-Learning Methodology

At TECH we enhance the Harvard case method with the best 100% online teaching methodology available: Re-learning.

Our University is the first in the world to combine the study of clinical cases with a 100% online learning system based on repetition, combining a minimum of 8 different elements in each lesson, which represent a real revolution with respect to simply studying and analyzing cases.



*The physician will learn through real cases and by solving complex situations in simulated learning environments. These simulations are developed using state-of-the-art software to facilitate immersive learning.*



At the forefront of world teaching, the Re-learning method has managed to improve the overall satisfaction levels of professionals who complete their studies, with respect to the quality indicators of the best Spanish-speaking online university (Columbia University).

With this methodology we have trained more than 250,000 physicians with unprecedented success, in all clinical specialties regardless of the surgical load. All this in a highly demanding environment, where the students have a strong socio-economic profile and an average age of 43.5 years.

*Re-learning will allow you to learn with less effort and better performance, involving you more in your specialization, developing a critical mindset, defending arguments, and contrasting opinions: a direct equation to success.*

In our program, learning is not a linear process, but rather a spiral (we learn, unlearn, forget, and re-learn). Therefore, we combine each of these elements concentrically.

The overall score obtained by our learning system is 8.01, according to the highest international standards.



In this program you will have access to the best educational material, prepared with you in mind:



#### Study Material

All teaching material is produced by the specialists who teach the course, specifically for the course, so that the teaching content is highly specific and precise.

This content is then adapted in an audiovisual format that will create our way of working online, with the latest techniques that allow us to offer you high quality in all of the material that we provide you with.



#### Latest Techniques and Procedures on Video

We introduce you to the latest techniques, to the latest educational advances, to the forefront of current medical techniques. All this, in first person, with the maximum rigor, explained and detailed for your assimilation and understanding. And best of all, you can watch them as many times as you want.



#### Interactive Summaries

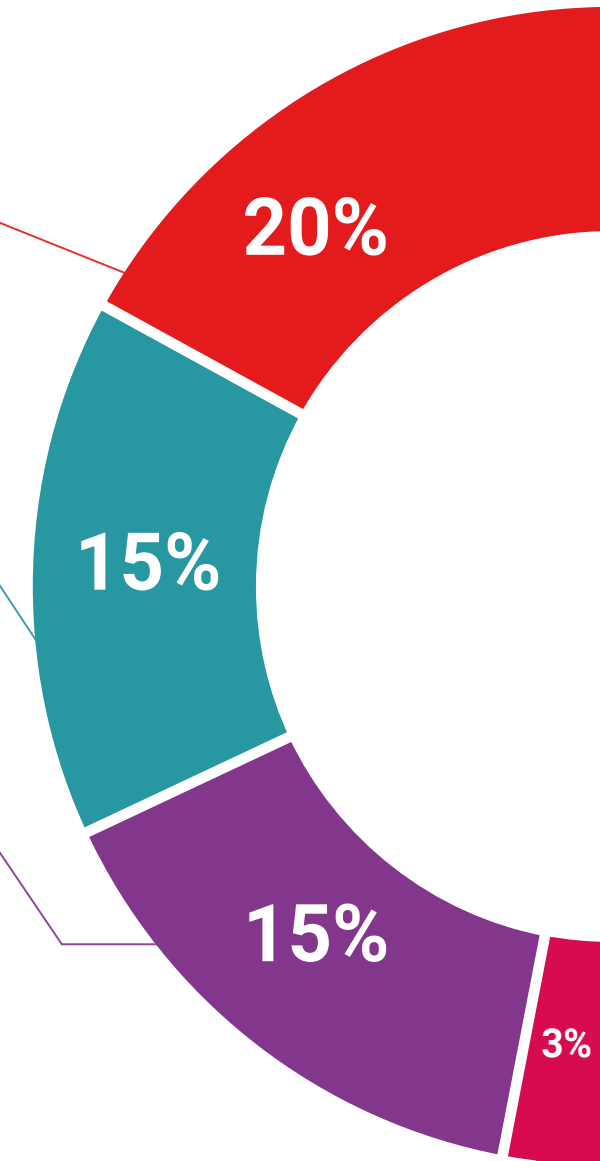
We present the contents attractively and dynamically in multimedia lessons that include audio, videos, images, diagrams, and concept maps in order to reinforce knowledge.

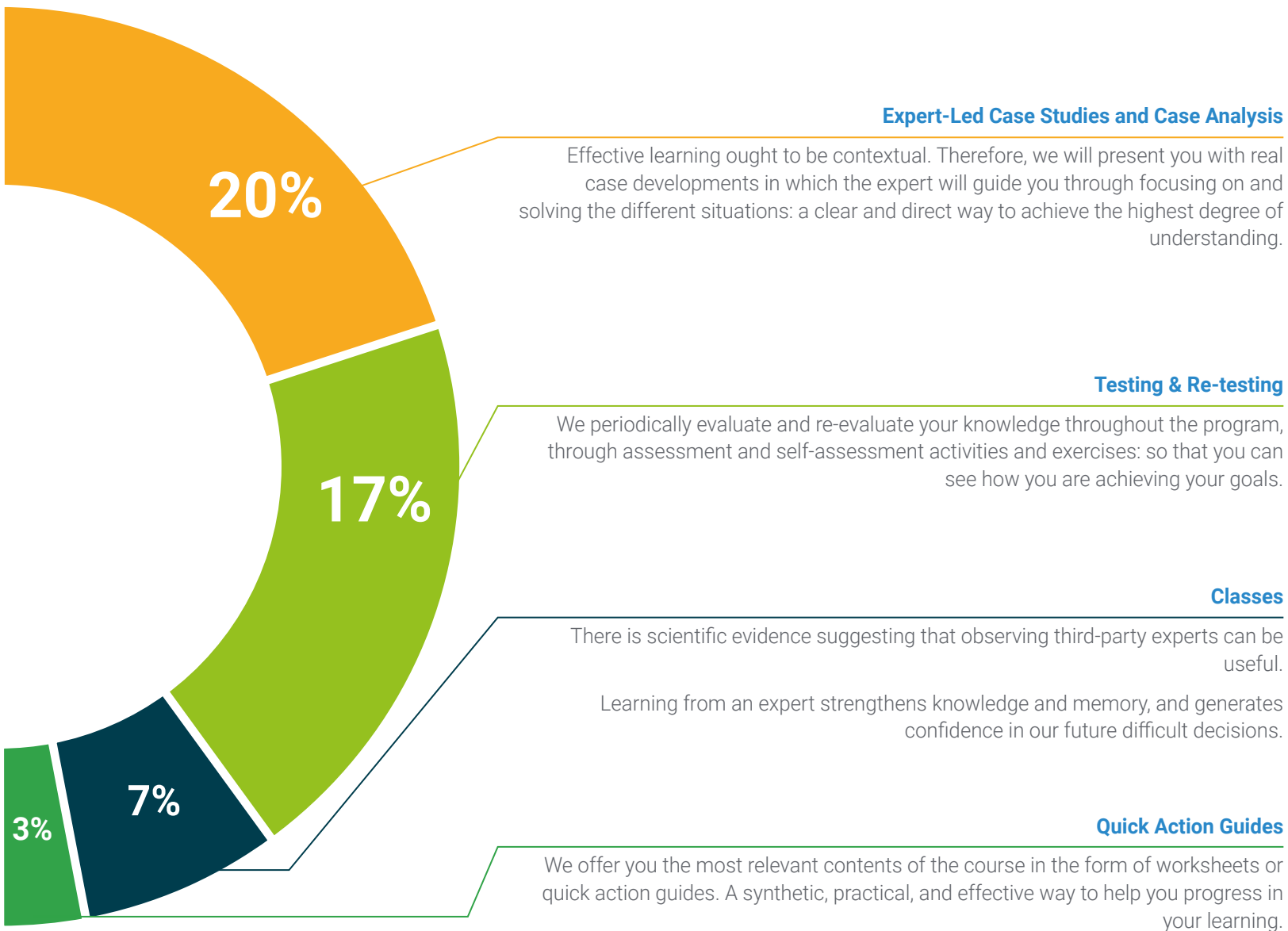
This unique multimedia content presentation training system was awarded by Microsoft as a "European Success Story".



#### Additional Reading

Recent articles, consensus documents, international guides. in our virtual library you will have access to everything you need to complete your training.







# 06 Certificate

The Postgraduate Certificate in Facial Reconstructive Surgery guarantees students, in addition to the most rigorous and up-to-date education, access to a Postgraduate Certificate issued by TECH Global University.



“

*Include in your training a degree in Facial Reconstructive Surgery: a highly qualified added value for any medical professional"*

This private qualification will allow you to obtain a **Postgraduate Certificate in Facial Reconstructive Surgery** endorsed by **TECH Global University**, the world's largest online university.

**TECH Global University** is an official European University publicly recognized by the Government of Andorra ([official bulletin](#)). Andorra is part of the European Higher Education Area (EHEA) since 2003. The EHEA is an initiative promoted by the European Union that aims to organize the international training framework and harmonize the higher education systems of the member countries of this space. The project promotes common values, the implementation of collaborative tools and strengthening its quality assurance mechanisms to enhance collaboration and mobility among students, researchers and academics.

This **TECH Global University** private qualification is a European program of continuing education and professional updating that guarantees the acquisition of competencies in its area of knowledge, providing a high curricular value to the student who completes the program.

Title: **Postgraduate Certificate in Facial Reconstructive Surgery**

Modality: **online**

Duration: **6 weeks**

Accreditation: **6 ECTS**





future  
health confidence people  
education information tutors  
guarantee accreditation teaching  
institutions technology learning  
community commitment  
personalized service innovation  
knowledge present  
online training  
development  
virtual classroom

**tech** global university

**Postgraduate Certificate**  
Facial Reconstructive  
Surgery

- » Modality: online
- » Duration: 6 weeks
- » Certificate: TECH Global University
- » Credits: 6 ECTS
- » Schedule: at your own pace
- » Exams: online

# Postgraduate Certificate

## Facial Reconstructive Surgery

