

Postgraduate Certificate

Esophagogastric Oncologic Surgery





Postgraduate Certificate Esophagogastric Oncologic Surgery

- » Modality: online
- » Duration: 6 weeks
- » Certificate: TECH Technological University
- » Dedication: 16h/week
- » Schedule: at your own pace
- » Exams: online

Website: www.techtitute.com/us/medicine/postgraduate-certificate/esophagogastric-oncologic-surgery

Index

01

Introduction

p. 4

02

Objectives

p. 8

03

Course Management

p. 12

04

Structure and Content

p. 16

05

Methodology

p. 20

06

Certificate

p. 28

01

Introduction

Currently, Esophagogastric Oncologic Surgery is a medical discipline of great importance due to the increase in cases of esophageal and stomach cancers worldwide. For this reason, TECH at the forefront of digital education has designed from the hands of great experts this specific program in Esophagogastric Oncologic Surgery 100% online, as a valuable update option for doctors interested in improving their training in the treatment of these types of pathology. The course syllabus includes updated information about the epidemiology, etiopathogenesis, classification, diagnosis, surgical treatment and oncological therapies to address this disease, as well as postoperative complications and enhanced recovery. With the knowledge acquired in the degree, health professionals will be able to provide better patient care and contribute to improving their quality of life.





“

Updating your knowledge in Esophagogastric Oncologic Surgery will allow you to stand out in the labor market and become a reference in your area of work"

In the last decade, advances in esophagogastric oncologic surgery have been significant. The application of new surgical techniques and oncologic therapies has improved the outcomes and quality of life of patients with esophagogastric and gastric cancers.

Currently, oncological therapy in esophagogastric tumors has become more personalized and less invasive. The application of immunotherapy has shown promising results in the treatment of esophageal and gastric cancer, and has become a therapeutic option in selected cases. In addition, the application of radiotherapy and neoadjuvant and adjuvant chemotherapy has improved surgical outcomes and reduced postoperative complications.

Physicians interested in this discipline can update themselves on the subject through TECH's 100% online Esophagogastric Oncologic Surgery Postgraduate Certificate. This program offers a complete education in the treatment of esophagogastric cancers, from the general aspects of the pathology to postoperative care and enhanced recovery.

The importance of studying this program lies in the need for constant updating in the treatment of esophageal and gastric cancer. With the knowledge acquired in the Postgraduate Certificate, health professionals will be able to apply more precise surgical techniques and minimize postoperative complications. In addition, learning how to apply endoscopic and interventional treatment will allow them to be more precise and reduce recovery times.

Therefore, TECH's 100% online Esophagogastric Oncologic Surgery Postgraduate Certificate is an excellent option for those interested in learning about this constantly evolving medical discipline. Its study method based on Relearning, allows greater efficiency and being online gives the flexibility needed by the students to advance at their own pace.

This **Postgraduate Certificate in Esophagogastric Oncologic Surgery** contains the most complete and up-to-date scientific program on the market. The most important features include:

- ♦ The development of practical cases presented by experts in Oncologic Digestive Surgery
- ♦ Graphic, schematic, and practical contents with which they are created, provide scientific and practical information on the disciplines that are essential for professional practice
- ♦ Practical exercises where self-assessment can be used to improve learning
- ♦ Its special emphasis on innovative methodologies
- ♦ Theoretical lessons, questions to the expert, debate forums on controversial topics, and individual reflection assignments
- ♦ Content that is accessible from any fixed or portable device with an Internet connection



The knowledge acquired will allow you to explore new opportunities for research and continuous improvement in Esophagogastric Oncologic Surgery"

“

Learning new techniques to apply endoscopic and interventional treatment will allow you to be more precise and reduce recovery times”

You will have an updated syllabus that includes the latest trends in the treatment of Esophageal and Gastric Cancer.

The program is 100% online, which allows you to learn at your own pace and from anywhere.

The program's teaching staff includes professionals from sector who contribute their work experience to this educational program, as well as renowned specialists from leading societies and prestigious universities.

Its multimedia content, developed with the latest educational technology, will provide the professionals with situated and contextual learning, i.e., a simulated environment that will provide an immersive education programmed to learn in real situations.

The design of this program focuses on Problem-Based Learning, by means of which the professionals must try to solve the different professional practice situations that are presented throughout the academic course. For this purpose, the students will be assisted by an innovative interactive video system created by renowned experts.



02 Objectives

The objective of TECH's 100% online Esophagogastric Oncologic Surgery Postgraduate Certificate is to provide health professionals with a complete education in the treatment of esophagogastric cancers. The program covers from the general aspects of the pathology to the most innovative surgical techniques, oncological therapies and postoperative care. Thus, health professionals will be able to update their knowledge and skills to offer quality care and improve results in the treatment of esophageal and gastric cancer.





“

At the end of the course, you will be able to apply more precise surgical techniques and minimize postoperative complications"

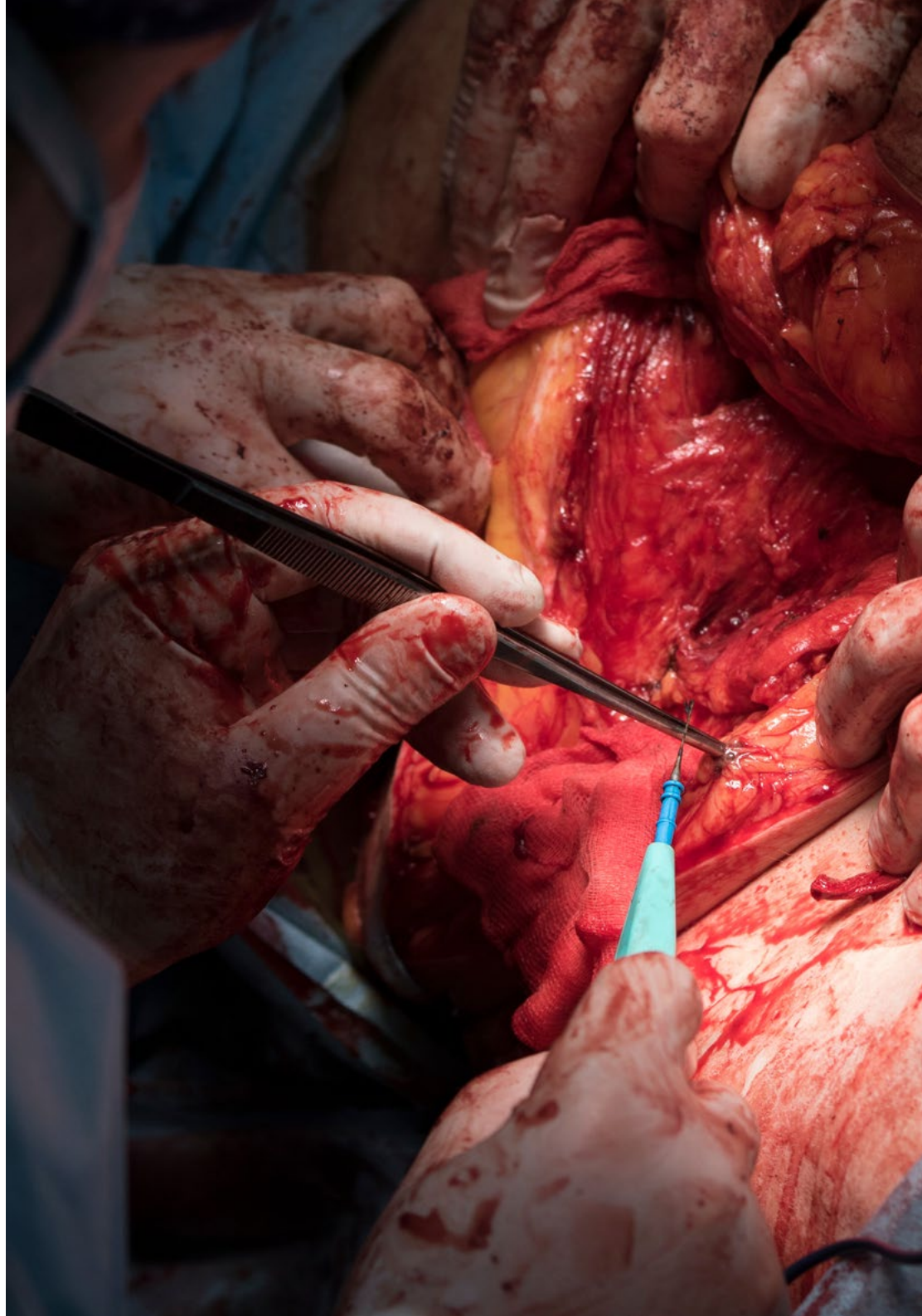


General Objectives

- ♦ Deepen the specific knowledge on the management of patients with tumors affecting the digestive system
- ♦ Discern the surgical techniques to be used and the new technologies currently available for their diagnosis and treatment
- ♦ Know where modern surgery is heading and which are the ways of its development
- ♦ Study the fundamentals of research in oncological surgery
- ♦ Know the way to develop research projects, how to do it and where to get help
- ♦ Develop skills and technical knowledge with which to face any situation presented by a patient in an oncological surgery unit of the digestive system



Promotes innovation in Esophagogastric Oncologic Surgery through the research and approaches made in this program"





Specific Objectives

- ♦ Study the general aspects of esophageal cancer, its epidemiology and classification, as well as the diagnostic advances available
- ♦ Know the updates in the surgical approach to esophageal cancer
- ♦ Analyze the reconstruction with gastric plasty and its alternatives
- ♦ Define and know the indications of standard and extended lymphadenectomies in esophageal cancer
- ♦ Analyze the new classification of esophagogastric junction tumors
- ♦ Study the clinical and epidemiological differences of gastric tumors in the western and eastern setting
- ♦ Update the surgical treatment of gastric cancer, weighing the technical alternatives for the performance of anastomosis
- ♦ Define the new criteria for oncologic lymphadenectomy
- ♦ Explain and analyze the possible sequelae after esophagogastric surgery, in order to perform an adequate management and treatment
- ♦ Analyze the possible short and long term complications of esophagogastric surgery and the different options to avoid their appearance and minimize their consequences
- ♦ Study the new oncological targeted therapies, reviewing the latest published results that recommend their current use
- ♦ Learn about endoscopic and interventional therapies in esophagogastric tumors

03

Course Management

The faculty of TECH's 100% online Esophagogastric Oncologic Surgery Postgraduate Certificate is composed of highly trained experts in Digestive Oncologic Surgery. The faculty is committed to providing students with a high quality update. Each of them has extensive experience in the specialty, which allows them to offer a complete and enriching perspective for students' learning. Thanks to this excellent teaching staff, students will be able to update their knowledge of the subject with the support of top-level experts.





“

The teachers are experts in Esophagogastric Oncologic Surgery and are highly trained to teach the most innovative techniques"

Management



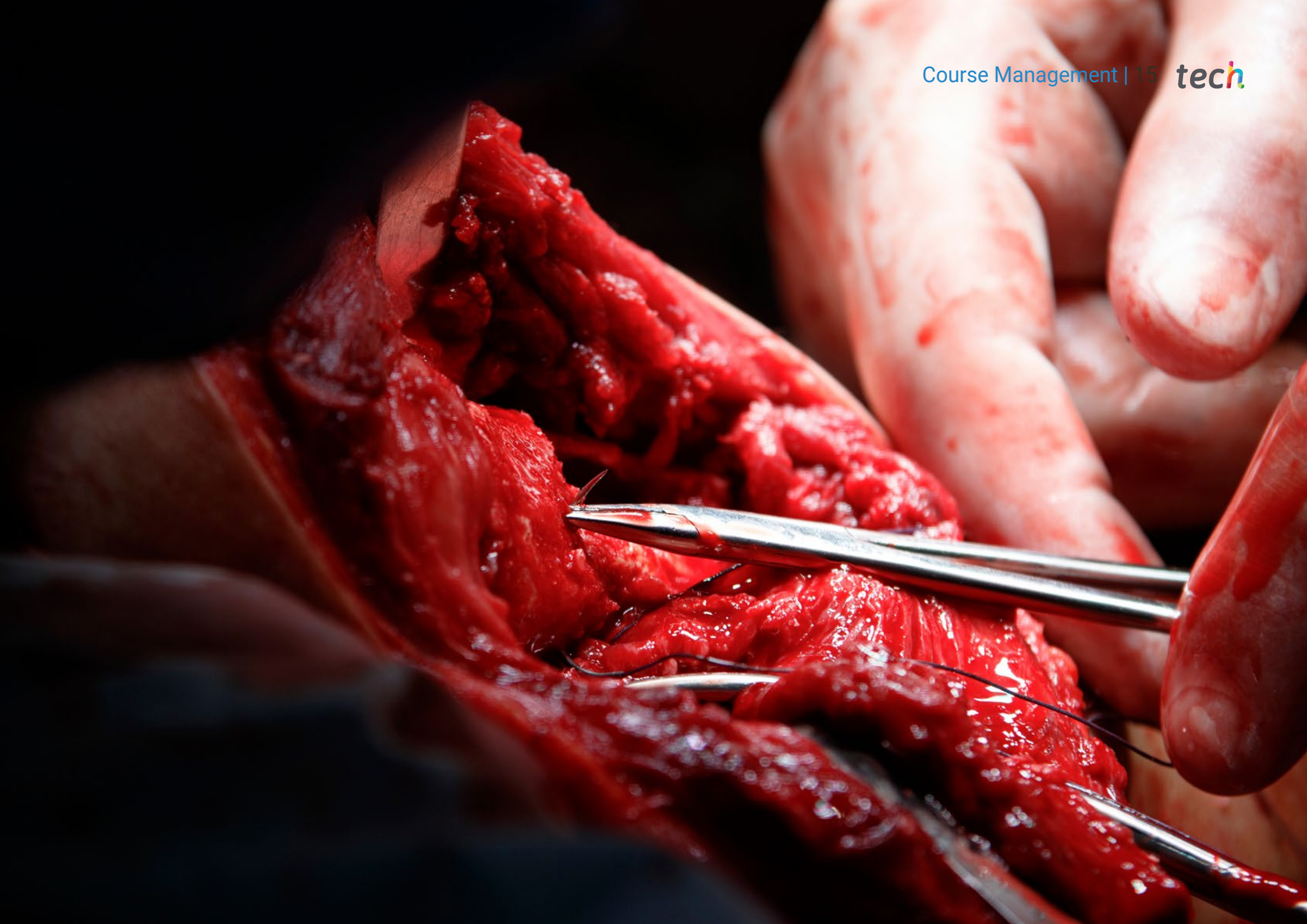
Dr. Alonso Casado, Oscar

- ♦ Chief of Hepatobiliopancreatic Surgery at MD Anderson Cancer Center Hospital, Madrid
- ♦ Specialist in the General and Digestive Oncology Surgery Service at MD Anderson Cancer Center Madrid, collaborating in the Thoracic Surgery Unit and Plastic Surgery Unit
- ♦ Assistant Surgeon at Quirónsalud Sur and El Escorial Hospitals
- ♦ Clinical Tutor in Practical Teaching at UFV and MD Anderson Cancer Center Madrid
- ♦ Degree in Surgery and Medicine from the UCM
- ♦ Certified in Console Surgery of the Da Vinci Xi Robotic System

Professors

Dr. Ortega Pérez, Gloria

- ♦ Specialist in the Digestive Tumors and Peritoneal Oncology Unit at MD Anderson Cancer Center Madrid
- ♦ Degree in Medicine and Surgery from the Autonomous University of Madrid
- ♦ Specialty in General and Digestive Surgery at Hospital university 12 de Octubre
- ♦ Fellowship in Gastrointestinal Oncologic Surgery at the Washington Hospital Center
- ♦ Master in Molecular Oncology and Molecular Basis of Cancer at the CNIO National Cancer Research Center

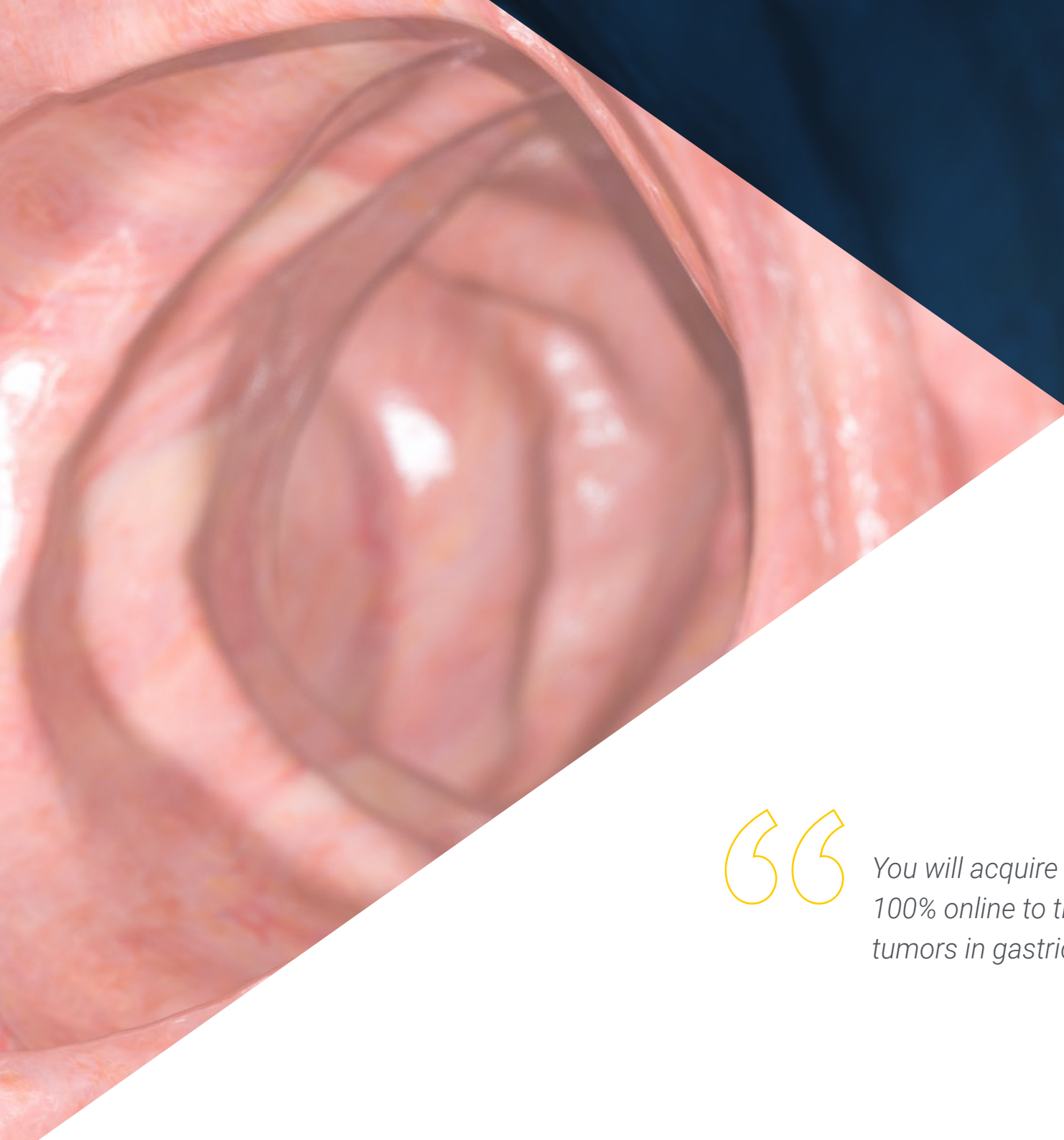


04

Structure and Content

TECH's 100% online Postgraduate Certificate in Esophagogastric Oncologic Surgery has an innovative study methodology adapted to the needs of students. The structure of this program is designed so that students can learn autonomously, at their own pace and from anywhere. The contents are available online, and can be accessed at any time of the day. In addition, it has a wide variety of multimedia resources, evaluations, and a discussion forum to interact with other students and teachers. This methodology allows students to obtain a complete training in Esophagogastric Oncologic Surgery with the flexibility to adapt to their busy schedules.





“

*You will acquire the necessary knowledge
100% online to treat non-adenocarcinoma
tumors in gastric cancer in an advanced way”*

Module 1. Esophagogastric Oncologic Surgery

- 1.1. General Aspects from Esophageal Cancer
 - 1.1.1. Epidemiology and Etiopathogenesis
 - 1.1.2. Classification and Diagnosis
 - 1.1.3. Monitoring and Prognosis
- 1.2. Surgical Treatment of Esophageal Cancer
 - 1.2.1. Types of Anastomosis
 - 1.2.2. Standard and extended lymphadenectomy
 - 1.2.3. Alternatives to gastric plasty reconstruction
- 1.3. Endoscopic and interventional treatment of Esophageal Cancer
 - 1.3.1. Treatment of precursor lesions
 - 1.3.2. Treatment of early cancer
 - 1.3.3. Palliative treatment
 - 1.3.4. Management of Complications
- 1.4. Cancer of the Oesophagogastric Junction
 - 1.4.1. Controversies in the Management of UEG Cancer
 - 1.4.2. Approach according to the new clinical guidelines
 - 1.4.3. Lymphadenectomy and surgical approach
- 1.5. General Aspects from Gastric Cancer
 - 1.5.1. Epidemiology and Etiopathogenesis
 - 1.5.2. Classification and Diagnosis
 - 1.5.3. Monitoring and Prognosis
- 1.6. Surgical Treatment of Gastric Cancer
 - 1.6.1. Anastomosis
 - 1.6.2. Technical basis of Lymphadenectomy
 - 1.6.3. Treatment of non-adenocarcinoma tumors
 - 1.6.4. Endoscopic treatment
- 1.7. Oncologic therapies for esophagogastric tumors
 - 1.7.1. Neoadjuvant and adjuvant chemotherapy
 - 1.7.2. Neoadjuvant and adjuvant radiotherapy
 - 1.7.3. New oncological therapies: immunotherapy





- 1.8. Oncologic Esophagogastric Surgery Complications
 - 1.8.1. Postoperative complications
 - 1.8.2. Post gastrectomy sequelae
 - 1.8.3. Post-thesophagectomy sequelae
- 1.9. Intensified recovery in Esophagogastric Surgery
 - 1.9.1. Prehabilitation
 - 1.9.2. Optimization
 - 1.9.3. Clinical pathway
- 1.10. Research and innovation in Esophagogastric Oncologic Surgery

“

Therefore, TECH's 100% online Esophagogastric Oncologic Surgery Postgraduate Certificate is an excellent option for those interested in learning about this constantly evolving medical discipline. Enroll now”

05

Methodology

This academic program offers students a different way of learning. Our methodology uses a cyclical learning approach: **Relearning**.

This teaching system is used, for example, in the most prestigious medical schools in the world, and major publications such as the **New England Journal of Medicine** have considered it to be one of the most effective.





“

Discover Relearning, a system that abandons conventional linear learning, to take you through cyclical teaching systems: a way of learning that has proven to be extremely effective, especially in subjects that require memorization"

At TECH we use the Case Method

What should a professional do in a given situation? Throughout the program, students will face multiple simulated clinical cases, based on real patients, in which they will have to do research, establish hypotheses, and ultimately resolve the situation. There is an abundance of scientific evidence on the effectiveness of the method. Specialists learn better, faster, and more sustainably over time.

With TECH you will experience a way of learning that is shaking the foundations of traditional universities around the world.



According to Dr. Gérvas, the clinical case is the annotated presentation of a patient, or group of patients, which becomes a "case", an example or model that illustrates some peculiar clinical component, either because of its teaching power or because of its uniqueness or rarity. It is essential that the case is based on current professional life, trying to recreate the real conditions in the physician's professional practice.

“

Did you know that this method was developed in 1912, at Harvard, for law students? The case method consisted of presenting students with real-life, complex situations for them to make decisions and justify their decisions on how to solve them. In 1924, Harvard adopted it as a standard teaching method”

The effectiveness of the method is justified by four fundamental achievements:

1. Students who follow this method not only achieve the assimilation of concepts, but also a development of their mental capacity, through exercises that evaluate real situations and the application of knowledge.
2. Learning is solidly translated into practical skills that allow the student to better integrate into the real world.
3. Ideas and concepts are understood more efficiently, given that the example situations are based on real-life.
4. Students like to feel that the effort they put into their studies is worthwhile. This then translates into a greater interest in learning and more time dedicated to working on the course.



Relearning Methodology

At TECH we enhance the case method with the best 100% online teaching methodology available: Relearning.

This university is the first in the world to combine the study of clinical cases with a 100% online learning system based on repetition, combining a minimum of 8 different elements in each lesson, a real revolution with respect to the mere study and analysis of cases.

Professionals will learn through real cases and by resolving complex situations in simulated learning environments. These simulations are developed using state-of-the-art software to facilitate immersive learning.



At the forefront of world teaching, the Relearning method has managed to improve the overall satisfaction levels of professionals who complete their studies, with respect to the quality indicators of the best online university (Columbia University).

With this methodology, more than 250,000 physicians have been trained with unprecedented success in all clinical specialties regardless of surgical load. Our pedagogical methodology is developed in a highly competitive environment, with a university student body with a strong socioeconomic profile and an average age of 43.5 years old.

Relearning will allow you to learn with less effort and better performance, involving you more in your specialization, developing a critical mindset, defending arguments, and contrasting opinions: a direct equation to success.

In our program, learning is not a linear process, but rather a spiral (learn, unlearn, forget, and re-learn). Therefore, we combine each of these elements concentrically.

The overall score obtained by TECH's learning system is 8.01, according to the highest international standards.



This program offers the best educational material, prepared with professionals in mind:



Study Material

All teaching material is produced by the specialists who teach the course, specifically for the course, so that the teaching content is highly specific and precise.

These contents are then applied to the audiovisual format, to create the TECH online working method. All this, with the latest techniques that offer high quality pieces in each and every one of the materials that are made available to the student.



Surgical Techniques and Procedures on Video

TECH introduces students to the latest techniques, the latest educational advances and to the forefront of current medical techniques. All of this in direct contact with students and explained in detail so as to aid their assimilation and understanding. And best of all, you can watch the videos as many times as you like.



Interactive Summaries

The TECH team presents the contents attractively and dynamically in multimedia lessons that include audio, videos, images, diagrams, and concept maps in order to reinforce knowledge.

This exclusive educational system for presenting multimedia content was awarded by Microsoft as a "European Success Story".



Additional Reading

Recent articles, consensus documents and international guidelines, among others. In TECH's virtual library, students will have access to everything they need to complete their course.





Expert-Led Case Studies and Case Analysis

Effective learning ought to be contextual. Therefore, TECH presents real cases in which the expert will guide students, focusing on and solving the different situations: a clear and direct way to achieve the highest degree of understanding.



Testing & Retesting

We periodically evaluate and re-evaluate students' knowledge throughout the program, through assessment and self-assessment activities and exercises, so that they can see how they are achieving their goals.



Classes

There is scientific evidence on the usefulness of learning by observing experts. The system known as Learning from an Expert strengthens knowledge and memory, and generates confidence in future difficult decisions.



Quick Action Guides

TECH offers the most relevant contents of the course in the form of worksheets or quick action guides. A synthetic, practical, and effective way to help students progress in their learning.



06 Certificate

The Postgraduate Certificate in Esophagogastric Oncologic Surgery guarantees students, in addition to the most rigorous and up-to-date education, access to a Postgraduate Certificate issued by TECH Technological University.



“

Successfully complete this program and receive your university qualification without having to travel or fill out laborious paperwork"

This **Postgraduate Certificate in Esophagogastric Oncologic Surgery** contains the most complete and up-to-date scientific program on the market.

After the student has passed the assessments, they will receive their corresponding **Postgraduate Certificate** issued by **TECH Technological University** via tracked delivery*.

The diploma issued by **TECH Technological University** will reflect the qualification obtained in the Postgraduate Certificate, and meets the requirements commonly demanded by labor exchanges, competitive examinations, and professional career evaluation committees.

Title: **Postgraduate Certificate in Esophagogastric Oncologic Surgery**

Official N° of Hours: **150 h.**



*Apostille Convention. In the event that the student wishes to have their paper diploma issued with an apostille, TECH EDUCATION will make the necessary arrangements to obtain it, at an additional cost.

future
health confidence people
education information tutors
guarantee accreditation teaching
institutions technology learning
community commitment
personalized service innovation
knowledge present
development language
virtual classroom



Postgraduate Certificate
Esophagogastric
Oncologic Surgery

- » Modality: online
- » Duration: 6 weeks
- » Certificate: TECH Technological University
- » Dedication: 16h/week
- » Schedule: at your own pace
- » Exams: online

Postgraduate Certificate

Esophagogastric Oncologic Surgery

