

# Postgraduate Certificate

## Endoscopic and Percutaneous Options in the Treatment of Obesity





## Postgraduate Certificate Endoscopic and Percutaneous Options in the Treatment of Obesity

- » Modality: online
- » Duration: 6 weeks
- » Certificate: TECH Technological University
- » Dedication: 16h/week
- » Schedule: at your own pace
- » Exams: online

Website: [www.techtitute.com/us/medicine/postgraduate-certificate/endoscopic-percutaneous-options-treatment-obesity](http://www.techtitute.com/us/medicine/postgraduate-certificate/endoscopic-percutaneous-options-treatment-obesity)

# Index

01

Introduction

---

*p. 4*

02

Objectives

---

*p. 8*

03

Course Management

---

*p. 12*

04

Structure and Content

---

*p. 18*

05

Methodology

---

*p. 24*

06

Certificate

---

*p. 30*

01

# Introduction

Specialize in Endoscopic and Percutaneous Options in the Treatment of Obesity with this complete program designed by prestigious surgeons who have deposited all their knowledge and experience in the development of this course. Throughout this training, you will learn to establish the physiological bases of action for these procedures, to describe the performance of the techniques and to analyze the hormonal effects.







“

*The Postgraduate Certificate was created to take the professional through the essential knowledge in each and every one of the areas that make up a high-level Bariatric Unit.*

Among the different options for the treatment of obesity, bariatric surgery has been reserved for cases of morbid obesity when previous dietary treatment has failed. However, a large number of patients do not present criteria for bariatric surgery, but do not achieve sufficient and lasting weight loss with diet and physical exercise alone.

For these patients, the use of adjuvant methods to increase the effect of weight loss would be advisable.

These could include endoscopic and percutaneous methods. These procedures have shown exponential growth in recent years and are not only recommended for patients with mild to moderate obesity, but may have a place as alternatives or treatments prior to bariatric surgery in high-risk patients.

Although evidence of long-term results of these procedures is still lacking, they should clearly be taken into consideration as part of the treatment options for obesity.

This training is a unique opportunity as this Postgraduate Certificate contains the most complete and up-to-date scientific program on the market. Its topics allow specialists to access all the necessary knowledge based on scientific evidence and adapt their training process to their personal and professional needs.

Our teaching staff is integrated by different medical professionals of recognized prestige belonging to the field of Obesity (surgeons, endocrinologists, nutritionists, psychologists, gastroenterologists, etc.), who are also references in the field of bariatric surgery. A multidisciplinary team of experienced professionals who will faithfully develop theoretical knowledge and apply their practical experiences to the service of the student, one of the differential qualities of this Postgraduate Certificate.

This **Postgraduate Certificate in Endoscopic and Percutaneous Options in the Treatment for Obesity** offers you the advantages of a high-level scientific, teaching, and technological course.

These are some of its most notable features:

- ♦ Latest technology in online teaching software.
- ♦ Highly visual teaching system, supported by graphic and schematic contents that are easy to assimilate and understand.
- ♦ Practical cases presented by practising experts.
- ♦ State-of-the-art interactive video systems.
- ♦ Teaching supported by telepractice.
- ♦ Continuous updating and recycling systems.
- ♦ Self-regulating learning: full compatibility with other occupations.
- ♦ Practical exercises for self-evaluation and learning verification.
- ♦ Support groups and educational synergies: questions to the expert, debate and knowledge forums.
- ♦ Communication with the teacher and individual reflection work.
- ♦ Content that is accessible from any fixed or portable device with an Internet connection.
- ♦ Supplementary documentation databases are permanently available, even after the course.



*A unique training program with which you can achieve professional success.*

“

*The professors for this Postgraduate Certificate have been selected based on two criteria: the excellence of their medical practice in the field of the creation, promotion and maintenance of bariatric units, and their proven didactic capacity. All in order to offer you the high quality training program that you need.*

Our teaching staff is composed of medical professionals, practising specialists. In this way, we ensure that we provide you with the training update we are aiming for. A multidisciplinary team of professors with training and experience in different settings, who will develop theoretical knowledge effectively, but, above all, will bring their practical knowledge derived from their own experience to the course: one of the differential qualities of this program.

This mastery of the subject is complemented by the effectiveness of the methodology used in the design of this course. Developed by a multidisciplinary team of e-learning experts, it integrates the latest advances in educational technology. This way, you will be able to study with a range of comfortable and versatile multimedia tools that will give you the operability you need in your training.

The design of this program is based on Problem-Based Learning: an approach that conceives learning as a highly practical process. To achieve this remotely, we will use telepractice: with the help of an innovative interactive video system, and learning from an expert, you will be able to acquire the knowledge as if you were actually dealing with the scenario you are learning about. A concept that will allow you to integrate and fix learning in a more realistic and permanent way.

*Do not hesitate to take this training with us. You will find the best teaching material with virtual lessons.*

*This 100% online course will allow you to combine your studies with your professional work while expanding your knowledge in this field.*



# 02 Objectives

This program aims to train highly qualified professionals for the workplace. An objective that is complemented, moreover, in a global manner, by promoting human development that lays the foundations for a better society. This objective is focused on helping surgical professionals reach a much higher level of expertise and control, meeting all the requirements in the field of bariatric surgery. A goal that, in just a few months, you will be able to achieve with a highly intensive and precise course.





“

*Our goal is yours: to provide you with the best online training and specialization course in Bariatric Surgery on the market. A highly qualified step, from the hands of the best professionals in this specialty.*



## General Objectives

---

- ♦ Analyze the short-term to medium-term results achieved with these procedures
- ♦ Evaluate complications
- ♦ Establish the mechanisms of action for each technique





## Specific Objectives

---

- ♦ Establish the physiological basis of action in these procedures
- ♦ Describe the development of techniques
- ♦ Analyze hormonal effects
- ♦ Justify the causes of decreased appetite
- ♦ Analyze the safety of treatment
- ♦ Evaluate the quality of life during and after the treatment
- ♦ Describe adjuvant methods with a synergistic effect in these procedures

“

*Achieve your goals by keeping up to date with the latest techniques and medical advances in the field of bariatric surgery through a highly demanding Postgraduate Certificate.*



03

# Course Management

For our Postgraduate Certificate to be of the highest quality, we are proud to work with a teaching staff of the highest level, chosen for their proven track records in the field of Bariatric Surgery. A multidisciplinary team, made up of professionals who will contribute their vision and experience to this comprehensive course. A unique opportunity to learn from the best.







“

*Your professors in this Postgraduate Certificate will be a team of professionals with solid backgrounds: a unique opportunity to learn directly from the best in the field.*

## International Guest Director


Dr. Alec Beekely is an international eminence in Bariatric and Metabolic Surgery. Throughout his career, this specialist has mastered the most disruptive tools and procedures to intervene patients with pathologies such as Morbid Obesity, Diabetes, among others. Thanks to his extensive experience and continuous updating, he has become the Director of the surgical program, focused on this area, at Thomas Jefferson University Hospital in the United States.

At the same time, the expert maintains close ties with the Trauma and Intensive Care Service of the same health institution. Through this work, he has performed operations on people in serious or acute conditions and, in turn, supervises the progress of residents and interns under his care. In addition, he is an instructor of Advanced Life Support in Trauma.

Similarly, his research career has been linked to clinical analysis projects. In particular, Dr. Beekley has addressed in depth the management of the Roux-en-Y gastric bypass technique and its subsequent outcomes such as weight loss and ulceration. He is also a scientific reviewer for multiple peer-reviewed journals such as Surgery for Obesity and Related Diseases and the Journal of Trauma.

On the other hand, this specialist has a long career in the medical-war context. His beginnings in the field of military surgery have been linked to combat and extreme situations such as the wars in Afghanistan and Iraq. Given his merits in this complex field, he has received various awards such as the Bronze and Meritorious Service Medals awarded by his country's army.

Dr. Beekley has also been an active member of several scientific societies and committees. In this way, through his intense healthcare management, he has become a true reference in world medicine..



## Dr. Beekley, Alec

---

- Director of the Metabolic and Bariatric Surgery Program at Thomas Jefferson University Hospital
- Advanced Life Support Instructor in the Trauma and Intensive Care Service at Thomas Jefferson University Hospital
- Director of the Combat Casualty Research Team at the 28th Combat Support Hospital in Baghdad, Iraq
- Staff Surgeon General, 102nd Forward Surgical Team, Kandahar, Afghanistan
- General Surgeon, Madigan Army Medical Center, Tacoma
- General Surgeon at Blanchfield Army Community Hospital in Kentucky
- M.D., Case Western Reserve University



*Thanks to TECH, you will be able to learn with the best professionals in the world"*

## Management



### Dr. Priego Jiménez, Pablo

- Specialist Physician, Department of General and Digestive System Surgery, Ramón y Cajal University Hospital (Madrid). Esophagogastric, Bariatric and Minimally Invasive Surgery Unit (January 2015-present).
- PhD in Medicine from the University of Miguel Hernández de Elche (2013). (Outstanding Cum Laude).
- Fellowship in Gastric Oncology Surgery in the Gastric Cancer Department at Cancer Institute Hospital (Tokyo) with Professor Takeshi Sano (July 2018).
- Fellowship in Esophagogastric and Minimally Invasive Oncological Surgery in the Division of Esophageal and Upper Gastrointestinal Surgery at Queen Mary Hospital, Hong Kong with Professor Simon Law (January-March 2014).
- Degree in Medicine from the Complutense University Madrid (1996 - 2002).
- Master's Degree in Advanced Laparoscopic Surgery. University of Alcalá (2007).
- Master's Degree in Clinical Management, Medical, and Welfare Management. University of CEU(2019)
- Medical Specialist in the Department of General and Digestive System Surgery at the General Hospital of Villalba (Madrid). Esophagogastric and Bariatric Surgery Unit (Oct 2014- Dec 2014).
- Medical Specialist in the Department of General and Digestive System Surgery at the General University Hospital of Castellón. Esophagogastric, Hepatobiliopancreatic and Thoracic Surgery Unit (Jun 2008-Sep 2014).





### Dr. Ruiz-Tovar Polo, Jaime

- Bariatric Surgeon in the Centre for Excellence for the Study and Treatment of Obesity. Valladolid. Bariatric Surgery Unit (2017-2020).
- Faculty Specialist in the Bariatric Surgery Unit. Rey Juan Carlos University Hospital, Madrid (2014-2020).
- Coordinator of the Bariatric Surgery Unit. Elche University General Hospital(2010 -2014)
- Specialist in General and Digestive Surgery. Henares University Hospital Madrid (2019-2020)
- Doctorate in Medicine from the Autonomous University Madrid
- Degree in Medicine from the Autonomous University of Madrid.
- Master's Degree in Advanced Laparoscopic Surgery. University of Alcalá
- Specialist in General and Digestive System Surgery
- Diploma of Expert Level Competence by the Spanish Society of Obesity Surgery (SECO).
- Diploma in Obesity and Metabolic Diseases Surgery. European Accreditation Council for Bariatric Surgery of IFSO. 2000 hours.

## Professors

### Dr. Durán Poveda, Manuel

- ♦ Degree in Medicine and Surgery from the Complutense University of Madrid. 1992
- ♦ Professional Master's Degree in Senior Management of Health Services and Business Management (3rd Edition) Laín Entralgo Agency for Training, Research and Health Studies and the University of Alcalá de Henares. 2007.
- ♦ Master in Health Management and Research Tools. National University for Distance Learning. 2011.
- ♦ Co-director of Master's Degree in Obesity.
- ♦ General Surgery Resident Teaching Tutor for Interns and Residents. Fuenlabrada Public Hospital. Madrid. Start: March 31, 2004 - End: Monday, January 16, 2012.
- ♦ Head of Medicine and Surgery Department. Rey Juan Carlos University. Faculty of Health Sciences. Madrid. Start: July 10, 2009 - End: Wednesday, July 03, 2013.
- ♦ Head of Studies. Rey Juan Carlos University Hospital. Madrid. Dedication regime: Part time teaching tutor. Start: September 19, 2014 - Currently valid.
- ♦ Director of the Research Group Obesity and Diabetes Lilly-Universidad Rey Juan Carlos. (2017- present).

### Dr. Durán, Carlos

- ♦ Head of the General and Digestive System Surgery Department at La Luz Quirón Hospital. Madrid
- ♦ Degree in Medicine and Surgery from the Complutense University Madrid (1977/1983).
- ♦ Specialist in General and Digestive Surgery at De La Princesa Hospital in Madrid. Dr Modesto Martínez Piñero Service. (1988)
- ♦ Member of different scientific societies:
- ♦ Spanish Society of Surgery.
- ♦ Spanish Society of Obesity Surgery.
- ♦ International Federation for Surgery of Obesity and Metabolic Disorders (ISFO) since 2008
- ♦ Inguinal hernia surgeon (transabdominal approach - TAPP), colo-rectal surgery by single port and obesity surgery, collaborating in the teaching of these techniques to various surgeons who have come to the service.





# 04

# Structure and Content

The contents of this Postgraduate Certificate have been developed by the different experts involved in the program, with a clear purpose: to ensure that our students acquire each and every one of the necessary skills to become true experts in this field. A complete and well-structured program that will take you to the highest standards of quality and success.





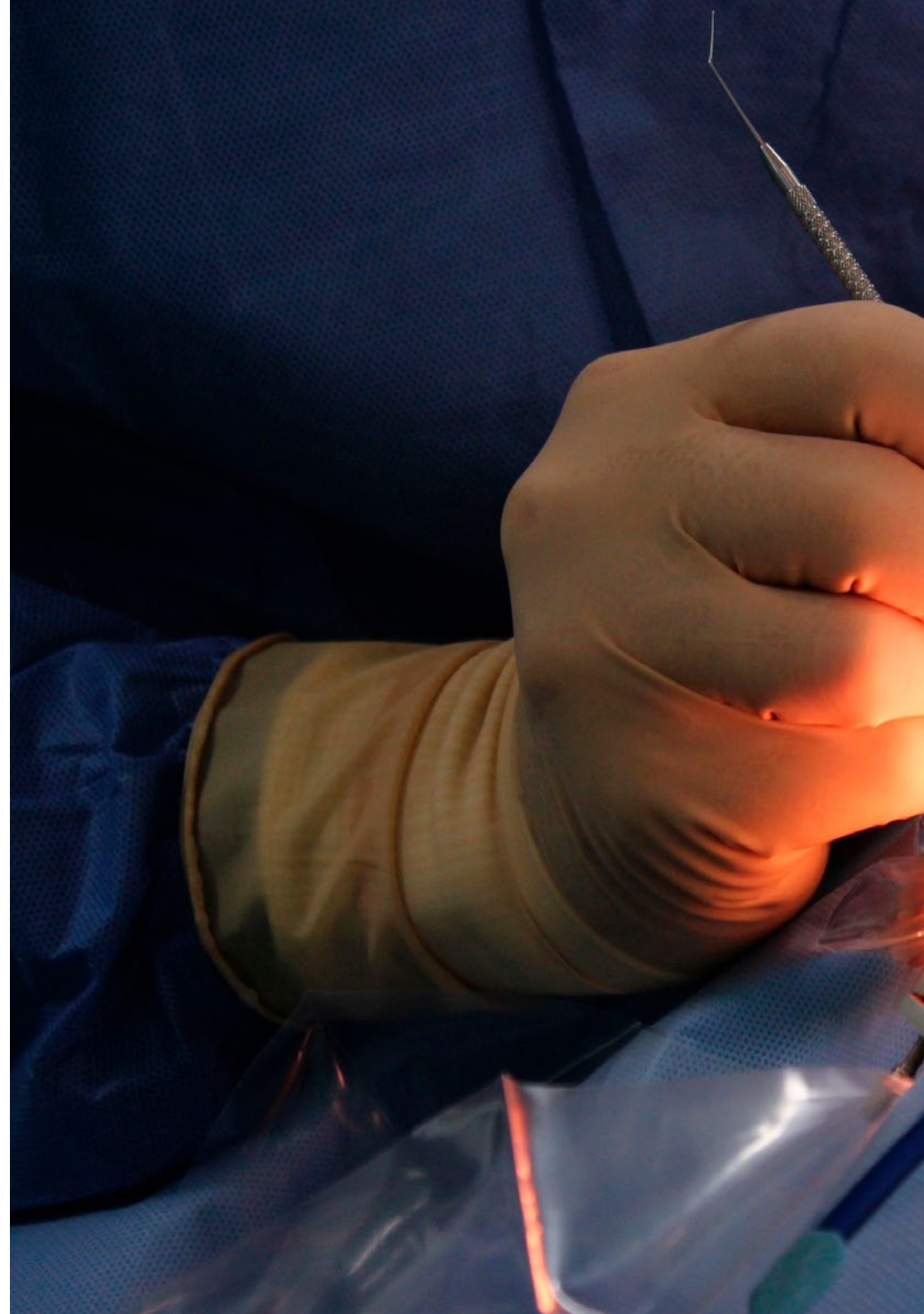


“

*A comprehensive teaching program, structured in well-developed teaching units, oriented toward learning that is compatible with your personal and professional life.*

## Module 1 Endoscopic and Percutaneous Treatments in Obesity

- 1.1. Intra-gastric balloon (Oballon, ELIPSE)
  - 1.1.1. Definition
  - 1.1.2. Technique
  - 1.1.3. Results
  - 1.1.4. Complications
- 1.2. Endobarrier
  - 1.2.1. Definition
  - 1.2.2. Technique
  - 1.2.3. Results
  - 1.2.4. Complications
- 1.3. Vertical Endoluminal Gastroplasty (EndoCinch)
  - 1.3.1. Definition
  - 1.3.2. Technique
  - 1.3.3. Results
  - 1.3.4. Complications
- 1.4. Transoral Gastroplasty (TOGA)
  - 1.4.1. Definition
  - 1.4.2. Technique
  - 1.4.3. Results
  - 2.4.4. Complications
- 1.5. POSE
  - 1.5.1. Definition
  - 1.5.2. Technique
  - 1.5.3. Results
  - 1.5.4. Complications
- 1.6. Endoscopic Plication (Apollo)
  - 1.6.1. Definition
  - 1.6.2. Technique
  - 1.6.3. Results
  - 1.6.4. Complications







- 1.7. Gastric Electrical Stimulation (Gastric Pacemaker)
  - 1.7.1. Definition
  - 1.7.2. Technique
  - 1.7.3. Results
  - 1.7.4. Complications
- 1.8. Neurostimulation of the Dermatomes of the Abdomen
  - 1.8.1. Definition
  - 1.8.2. Technique
  - 1.8.3. Results
  - 1.8.4. Complications
- 1.9. ASPIRE Method
  - 1.9.1. Definition
  - 1.9.2. Technique
  - 1.9.3. Results
  - 1.9.4. Complications
- 1.10. Uncommon Methods (Lingual Mesh, Surgiclip)
  - 1.10.1. Definition
  - 1.10.2. Techniques
  - 1.10.3. Results



*A unique, key, and decisive training experience to boost your professional development.*

05

# Methodology

This training provides you with a different way of learning. Our methodology uses a cyclical learning approach: ***Re-learning***.

This teaching system is used in the most prestigious medical schools in the world, and major publications such as the ***New England Journal of Medicine*** have considered it to be one of the most effective.





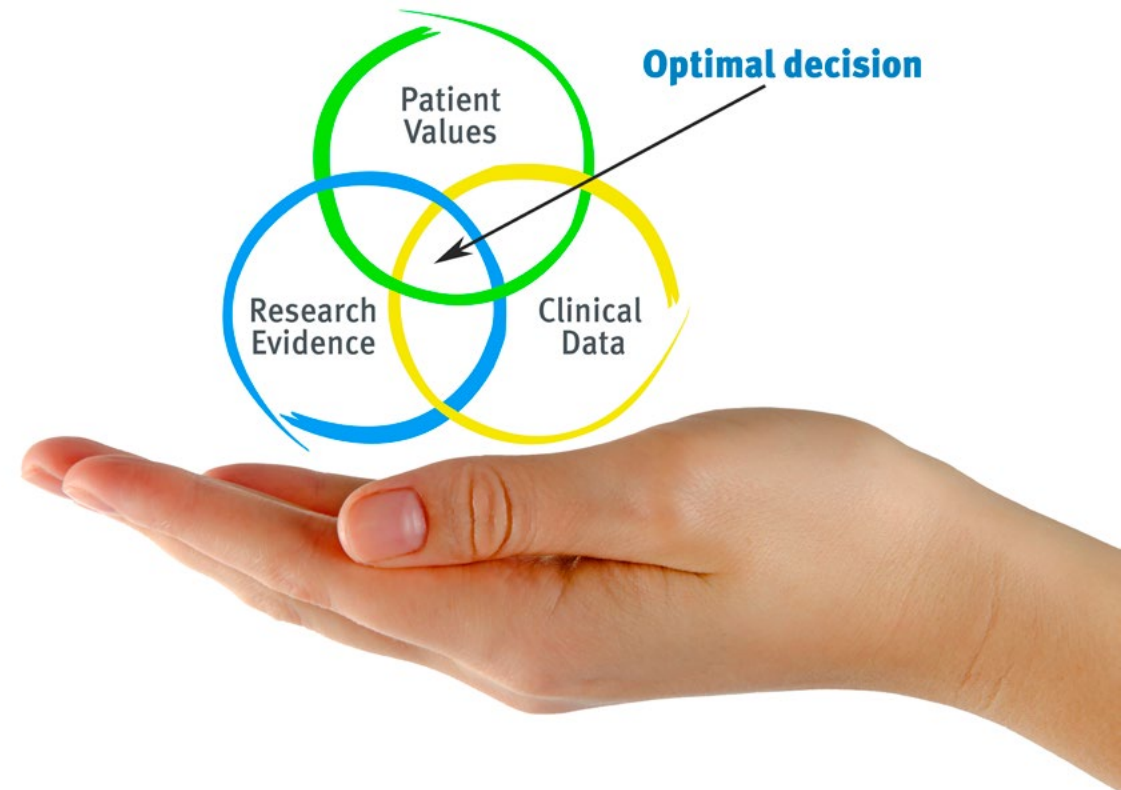
“

*Discover Re-learning, a system that abandons conventional linear learning, to take you through cyclical teaching systems: a way of learning that has proven to be extremely effective, especially in subjects that require memorization.*

## At TECH we use the Case Method

In a given situation, what would you do? Throughout the program you will be presented with multiple simulated clinical cases based on real patients, where you will have to investigate, establish hypotheses and, finally, resolve the situation. There is an abundance of scientific evidence on the effectiveness of the method. Specialists learn better, faster, and more sustainably over time.

*With TECH you can experience a way of learning that is shaking the foundations of traditional universities around the world.*



According to Dr. Gervas, the clinical case is the annotated presentation of a patient, or group of patients, which becomes a "case", an example or model that illustrates some peculiar clinical component, either because of its teaching potential or because of its uniqueness or rarity. It is essential that the case is based on current professional life, trying to recreate the real conditions in the physician's professional practice.

“

*Did you know that this method was developed in 1912 at Harvard for law students? The case method consisted of presenting students with real-life, complex situations for them to make decisions and justify their decisions on how to solve them. In 1924, Harvard adopted it as a standard teaching method.*

The effectiveness of the method is justified by four fundamental achievements:

1. Students who follow this method not only grasp concepts, but also develop their mental capacity by evaluating real situations and applying their knowledge.
2. The learning process has a clear focus on practical skills that allow the student to better integrate into the real world.
3. Ideas and concepts are understood more efficiently, given that the example situations are based on real-life.
4. Students like to feel that the effort they put into their studies is worthwhile. This then translates into a greater interest in learning and more time dedicated to working on the course.

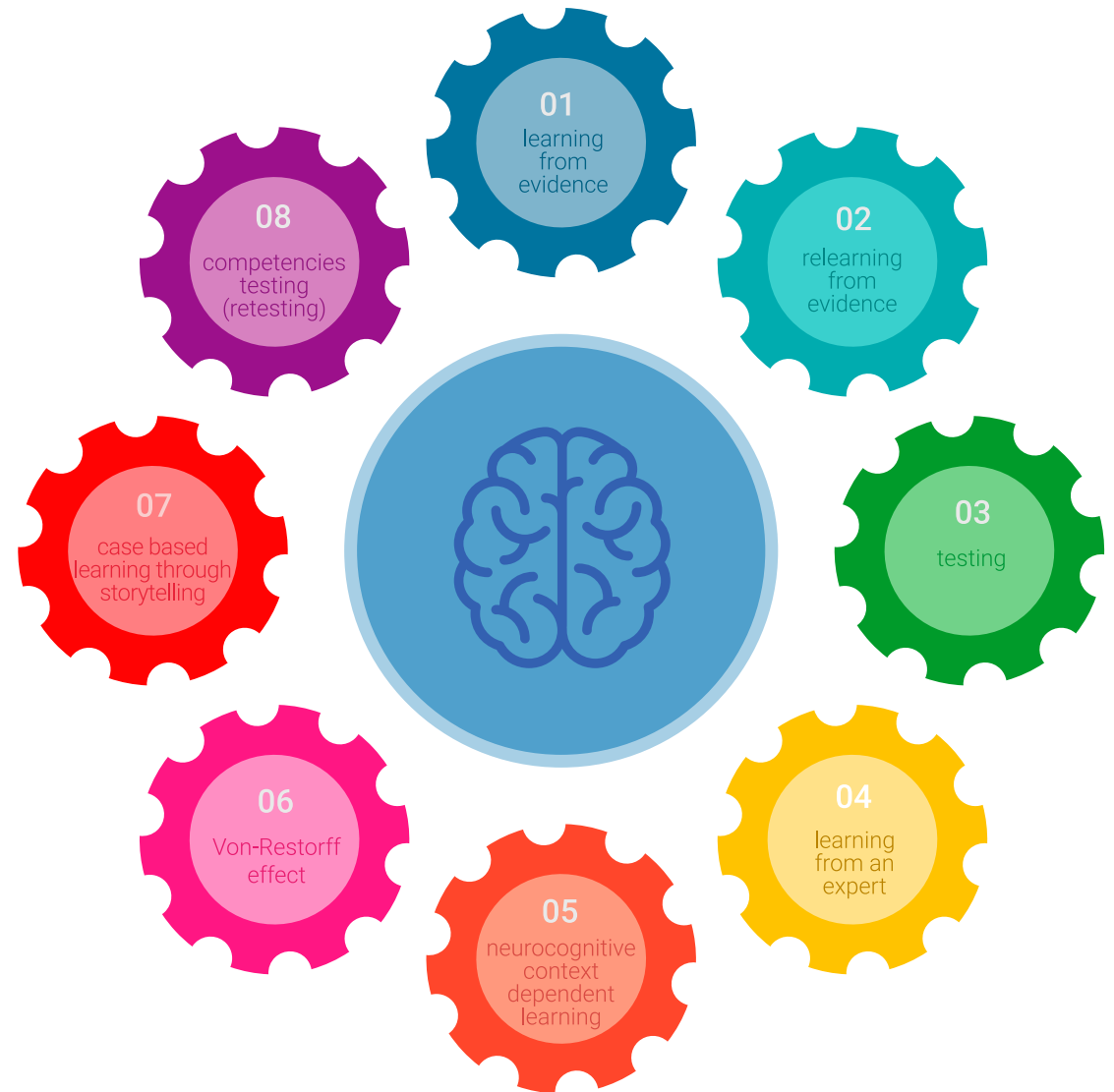




## Re-learning Methodology

At TECH we enhance the Harvard case method with the best 100% online teaching methodology available: Re-learning.

Our University is the first in the world to combine the study of clinical cases with a 100% online learning system based on repetition, combining a minimum of 8 different elements in each lesson, which represent a real revolution with respect to simply studying and analyzing cases.



*The physician will learn through real cases and by solving complex situations in simulated learning environments. These simulations are developed using state-of-the-art software to facilitate immersive learning.*

At the forefront of world teaching, the Re-learning method has managed to improve the overall satisfaction levels of professionals who complete their studies, with respect to the quality indicators of the best Spanish-speaking online university (Columbia University).

With this methodology we have trained more than 250,000 physicians with unprecedented success, in all clinical specialties regardless of the surgical load. All this in a highly demanding environment, where the students have a strong socio-economic profile and an average age of 43.5 years.

*Re-learning will allow you to learn with less effort and better performance, involving you more in your training, developing a critical mindset, defending arguments, and contrasting opinions: a direct equation to success.*

In our program, learning is not a linear process, but rather a spiral (we learn, unlearn, forget, and re-learn). Therefore, we combine each of these elements concentrically.

The overall score obtained by our learning system is 8.01, according to the highest international standards.



In this program you will have access to the best educational material, prepared with you in mind:



#### Study Material

All teaching material is produced by the specialists who teach the course, specifically for the course, so that the teaching content is highly specific and precise.

This content is then adapted in an audiovisual format that will create our way of working online, with the latest techniques that allow us to offer you high quality in all of the material that we provide you with.



#### Latest Techniques and Procedures on Video

We introduce you to the latest techniques, to the latest educational advances, to the forefront of current medical techniques. All this, in first person, with the maximum rigor, explained and detailed for your assimilation and understanding. And best of all, you can watch them as many times as you want.



#### Interactive Summaries

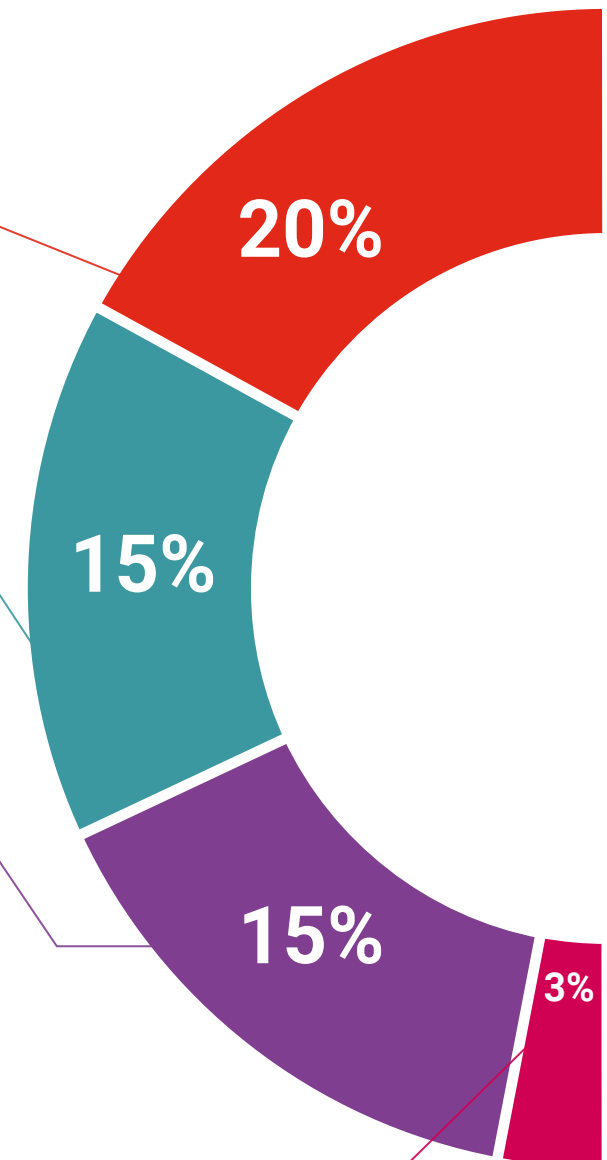
We present the contents attractively and dynamically in multimedia lessons that include audio, videos, images, diagrams, and concept maps in order to reinforce knowledge.

This unique multimedia content presentation training system was awarded by Microsoft as a "European Success Story".

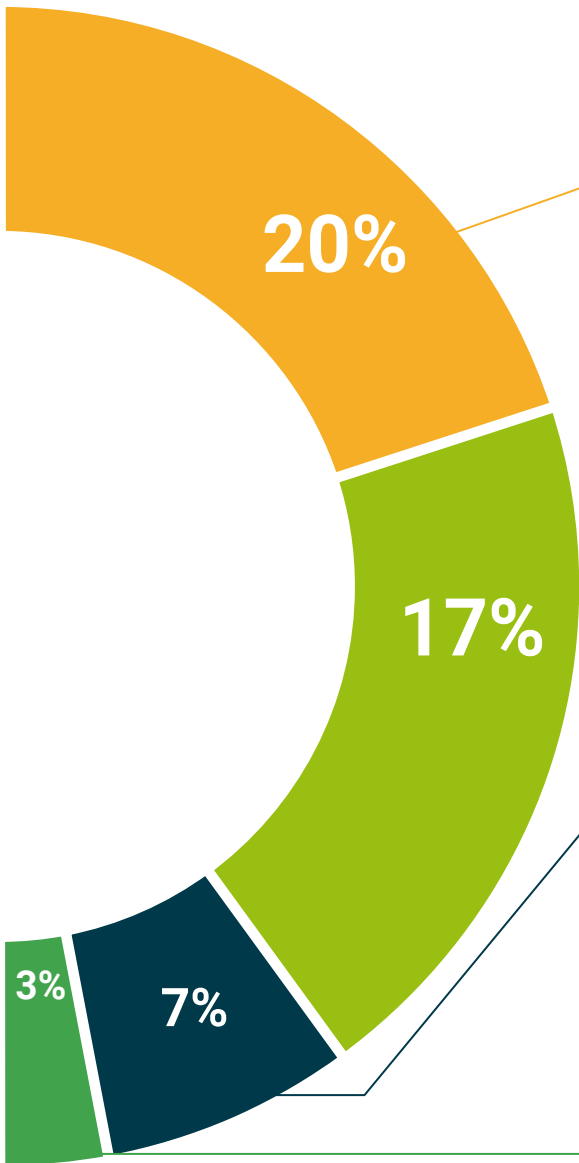


#### Additional Reading

Recent articles, consensus documents, international guides... in our virtual library you will have access to everything you need to complete your training.







**Expert-Led Case Studies and Case Analysis**

Effective learning ought to be contextual. Therefore, we will present you with real case developments in which the expert will guide you through focusing on and solving the different situations: a clear and direct way to achieve the highest degree of understanding.



**Testing & Retesting**

We periodically evaluate and re-evaluate your knowledge throughout the program, through assessment and self-assessment activities and exercises: so that you can see how you are achieving your goals.



**Classes**

There is scientific evidence suggesting that observing third-party experts can be useful.

Learning from an expert strengthens knowledge and memory, and generates confidence in our future difficult decisions.



**Quick Action Guides**

We offer you the most relevant contents of the course in the form of worksheets or quick action guides. A synthetic, practical, and effective way to help you progress in your learning.



# 06 Certificate

The Postgraduate Certificate in Endoscopic and Percutaneous Options in the Treatment of Obesity guarantees, in addition to a rigorous and updated training, access to a qualification issued by TECH - Technological University.



“

*Successfully complete this training and receive your diploma without travel or laborious paperwork.*



This **Postgraduate Certificate in Endoscopic and Percutaneous Options in in the Treatment of Obesity** contains the most complete and up-to-date scientific program on the market.

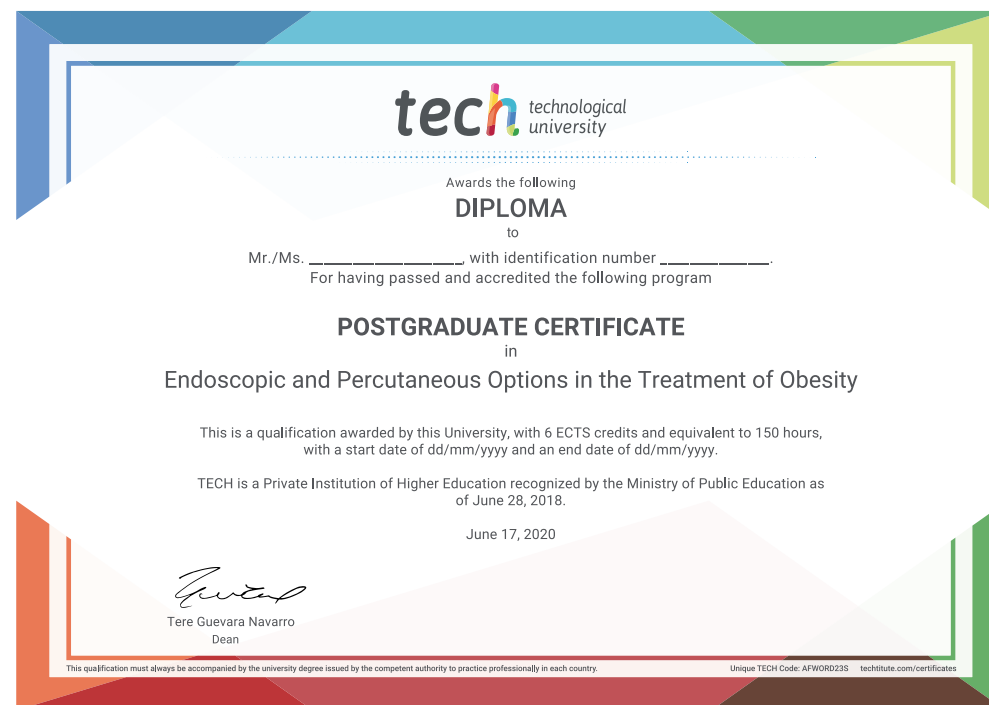
After the student has passed the evaluations, they will receive their corresponding **certificate** issued by **TECH - Technological University** via tracked delivery.

The certificate issued by **TECH - Technological University** will specify the qualification obtained through the Postgraduate Certificate, and meets the requirements commonly demanded by labor exchanges, competitive examinations, and professional career evaluation committees.

Title: **Postgraduate Certificate in Endoscopic and Percutaneous Options in the Treatment of Obesity**

ECTS: 6

Official Number of Hours: 150



\*Apostille Convention. In the event that the student wishes to have their paper diploma Apostilled, CEU EDUCATION will make the necessary arrangements to obtain it at an additional cost of €140 plus shipping costs of the Apostilled diploma.

health future  
confidence people  
education information tutors  
guarantee accreditation teaching  
institutions technology learning  
community commitment  
personalized service innovation  
knowledge present  
online training  
development languages  
virtual classroom



**Postgraduate Certificate**  
Endoscopic and  
Percutaneous Options  
in the Treatment  
of Obesity

- » Modality: online
- » Duration: 6 weeks
- » Certificate: TECH Technological University
- » Dedication: 16h/week
- » Schedule: at your own pace
- » Exams: online

# Postgraduate Certificate

## Endoscopic and Percutaneous Options in the Treatment of Obesity

