

Postgraduate Certificate Dysphagia Treatment





Postgraduate Certificate Dysphagia Treatment

- » Modality: online
- » Duration: 6 weeks
- » Certificate: TECH Technological University
- » Dedication: 16h/week
- » Schedule: at your own pace
- » Exams: online

Website: www.techtute.com/in/medicine/postgraduate-certificate/dysphagia-treatment

Index

01

Introduction

p. 4

02

Objectives

p. 8

03

Course Management

p. 12

04

Structure and Content

p. 16

05

Methodology

p. 20

06

Certificate

p. 28

01

Introduction

Swallowing therapy is a fundamental component in the treatment of Dysphagia, as it focuses on improving the coordination and muscle strength necessary for proper food intake. This may involve specific exercises, breathing techniques and neck and head movements to facilitate the safe passage of groceries. This is why it is important for medical professionals to be up-to-date on the new procedures that have been introduced in medicine, in order to provide the most optimal therapy for each patient. With this in mind, TECH has developed a 100% online program that will be presented along with a series of materials that can be accessed from any device with an Internet connection.





“

You will have at your disposal interactive summaries and a whole range of multimedia resources to help you with your update on multidisciplinary work and the importance of an integrated approach to patient care"

Education and counseling are important components of Dysphagia Treatment. Both patients and their caregivers can benefit from information on safe eating techniques, dietary recommendations and strategies for managing this pathology in daily life. It is therefore essential to emphasize that therapy should be carried out by a multidisciplinary team composed of physicians, speech therapists, dieticians, occupational therapists and other health professionals. Working together, we seek to improve the patient's quality of life and minimize the risks associated with this condition, such as malnutrition and pulmonary aspiration.

In some cases, assistive devices, such as prostheses or special utensils, may be used to facilitate nutrition and optimal swallowing. Furthermore, it is recommended to modify the patient's environment, adjusting the posture during meals and under adequate supervision to ensure a reliable intake.

Consequently, TECH has developed a Postgraduate Certificate in Dysphagia Treatment which is offered in a 100% online format, and with access to high quality multimedia resources. All these elements are consolidated in a digital library that, combined with the application of the Relearning method, will ensure that students acquire knowledge efficiently and obtain outstanding results, minimizing their effort to the maximum.

This **Postgraduate Certificate in Dysphagia Treatment** contains the most complete and up-to-date scientific program on the market. The most important features include:

- ◆ The development of practical cases presented by experts in Otorhinolaryngology and Speech Therapy
- ◆ The graphic, schematic, and practical contents with which they are created, provide scientific and practical information on the disciplines that are essential for professional practice
- ◆ Practical exercises where the self-assessment process can be carried out to improve learning
- ◆ Its special emphasis on innovative methodologies
- ◆ Theoretical lessons, questions to the expert, debate forums on controversial topics, and individual reflection assignments
- ◆ Content that is accessible from any fixed or portable device with an Internet connection



In just 6 weeks you will learn skills to intervene in cases of organic Dysphagia, from patients with head and neck cancer to those with respiratory disorders"

“

You will specialize in the intervention of neonatal Dysphagia and learn how to provide guidelines to parents to improve the feeding of their babies”

You will explore electrostimulation, magnetic stimulation and pharmacological treatment as innovative options, thanks to this Postgraduate Certificate that only TECH offers you.

You will develop skills in neurological Dysphagia intervention and work with patients who have Parkinson's disease.

The program's teaching staff includes professionals from the field who contribute their work experience to this educational program, as well as renowned specialists from leading societies and prestigious universities.

The multimedia content, developed with the latest educational technology, will provide the professional with situated and contextual learning, i.e., a simulated environment that will provide immersive education programmed to learn in real situations.

This program is designed around Problem-Based Learning, whereby the professional must try to solve the different professional practice situations that arise during the educational year. For this purpose, the students will be assisted by an innovative interactive video system created by renowned and experienced experts.



02 Objectives

The purpose of this Postgraduate Certificate is to provide physicians with the elements required by this field, which will allow them to provide a comprehensive and specialized approach in the management of swallowing disorders. Furthermore, the professional will be programmed to accurately and effectively assess, diagnose and treat these pathologies caused by various conditions, such as neurological alterations, systemic pathologies, respiratory diseases and other factors. With this, the student will be able to develop individualized diagnostic, treatment and management plans, in this way improving the safety and efficacy of patient nutrition.





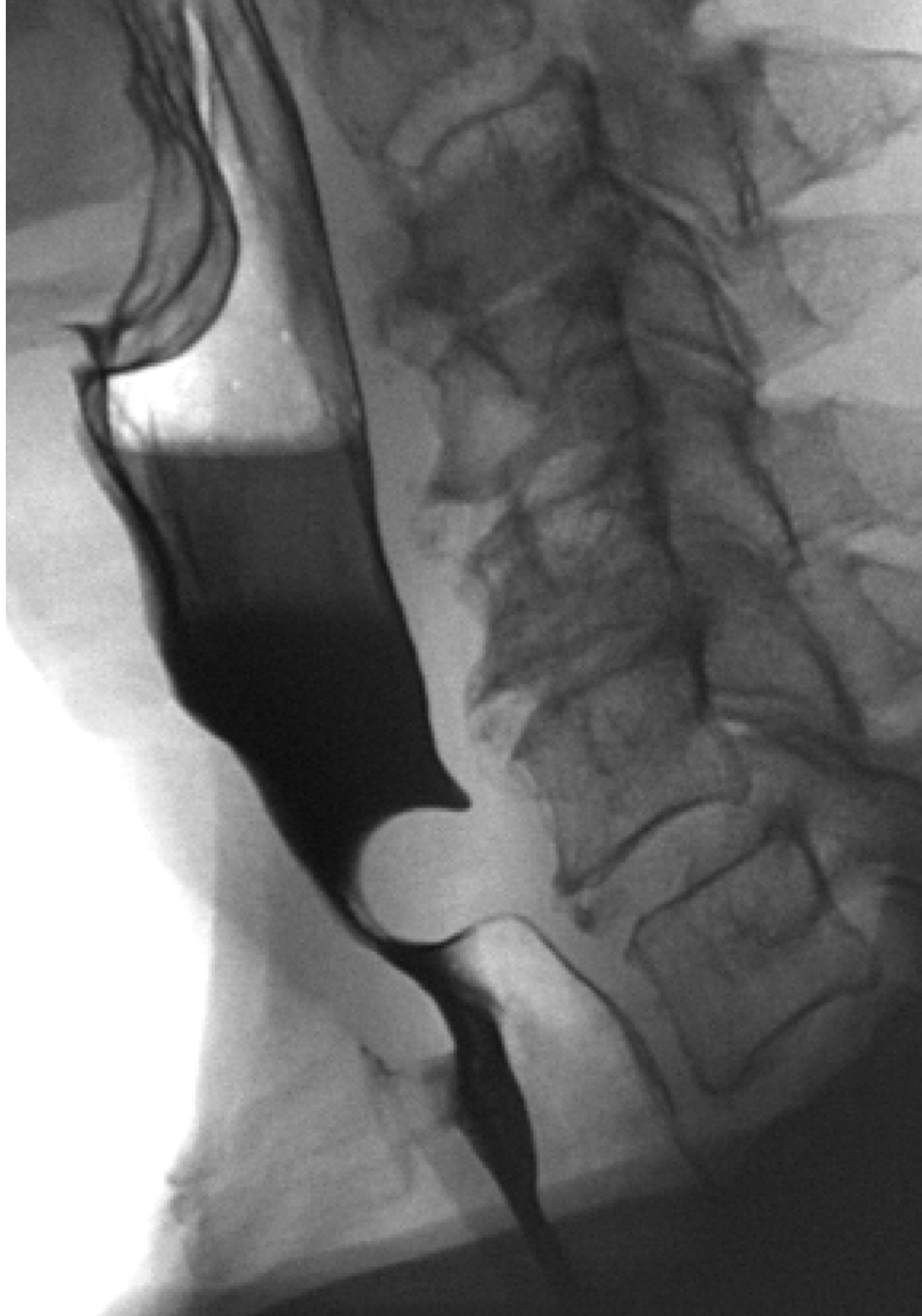
“

Thanks to TECH, you will provide guidelines to caregivers to ensure safe and efficient feeding”



General Objectives

- ◆ Update theoretical and practical knowledge about Dysphagia
- ◆ Develop clinical assessment skills
- ◆ Design and implement treatment plans according to the most current procedures
- ◆ Delve into the most up-to-date technologies and techniques
- ◆ Encourage interdisciplinary collaboration





Specific Objectives

- ◆ Delve into the basics of the treatment of Dysphagia
- ◆ Delve into the therapeutic options available
- ◆ Identify specific therapeutic objectives
- ◆ Delve into the techniques of swallowing therapy

“

You will delve into treatments and use appropriate materials to provide adequate therapy to your patients”

03

Course Management

This program is distinguished by the quality of its content and the outstanding team of teachers. In this way, TECH has gathered, through a meticulous selection process, the professionals in charge of teaching this Postgraduate Certificate. As a result, graduates will have the assurance of accessing a program that meets their needs for their needs for updating, guided by authentic specialists in Speech Therapy and Otolaryngology specialists with extensive experience in the treatment of patients with Dysphagia.



“

You will be a reference in the treatment of autoimmune Dysphagia and you will discover clinical cases with surprising results"

Management



Mr. Maeso i Riera, Josep

- ◆ Director of the Otorhinolaryngology Section of the Otorhinolaryngology Ophthalmology Center of Egara
- ◆ Assistant Physician of the Otorhinolaryngology Service in the Head and Neck Section of the Mútua de Terrass University Hospital
- ◆ Physician in charge of the Dacryology Section (Ophthalmology Service) of the Delfos Medical Center
- ◆ Head of the Otorhinolaryngology Department at Sanitas CIMA Hospital
- ◆ Collaborating physician in the Otorhinolaryngology office of the Sanitas offices
- ◆ Specialist in Otorhinolaryngology
- ◆ Doctor in Medicine and Surgery from the Autonomous University of Barcelona
- ◆ Degree in Medicine and Surgery from the Autonomous University of Barcelona
- ◆ Diploma in Hospital Management from the School of Business Administration and Management
- ◆ Member of: Catalan Society of Oto-Rhino-Laryngology, Spanish Society of Otolaryngology and Cervico-Facial Pathology,, American Academy of Otolaryngology-Head and Neck Surgery



Ms. Marcos Galán, Victoria

- ◆ Director of the Crecemos contigo center and Neuro-logist
- ◆ Specialist in Voice Pathology and Myofunctional Therapy
- ◆ Professor, Department of Physiotherapy in Health Sciences, Castilla La Mancha University
- ◆ Trainer in health specialization courses in Speech Therapy Intervention
- ◆ Specialist in Voice Pathology from the University of Alcalá de Henares
- ◆ Degree in Speech Therapy from the Complutense University of Madrid

Professors

Ms. Meneses Gómez, Ainhoa

- ◆ Speech therapist at Neuro-logo
- ◆ Speech therapist in the Support Service for people with disabilities
- ◆ Speech therapist at Polyclinic Dalí
- ◆ Speech therapist in Centro Fisiogestión
- ◆ Speech therapist at the Association of parents of students with disabilities in Alcobendas
- ◆ Support Service for Persons with Disabilities (UCLM)
- ◆ Graduate in Speech Therapy from the University of Castilla-La Mancha

04

Structure and Content

The syllabus that makes up this program addresses various aspects related to the intervention in different types of Dysphagia. The importance of a multidisciplinary approach to treatment is emphasized, with speech therapy guidelines for other professionals involved. Specific interventions in organic, neonatal, pediatric, neurological and COVID-19 related dysphagia will be addressed. Each section presents procedures, materials and techniques for caregivers, as well as illustrative clinical cases.



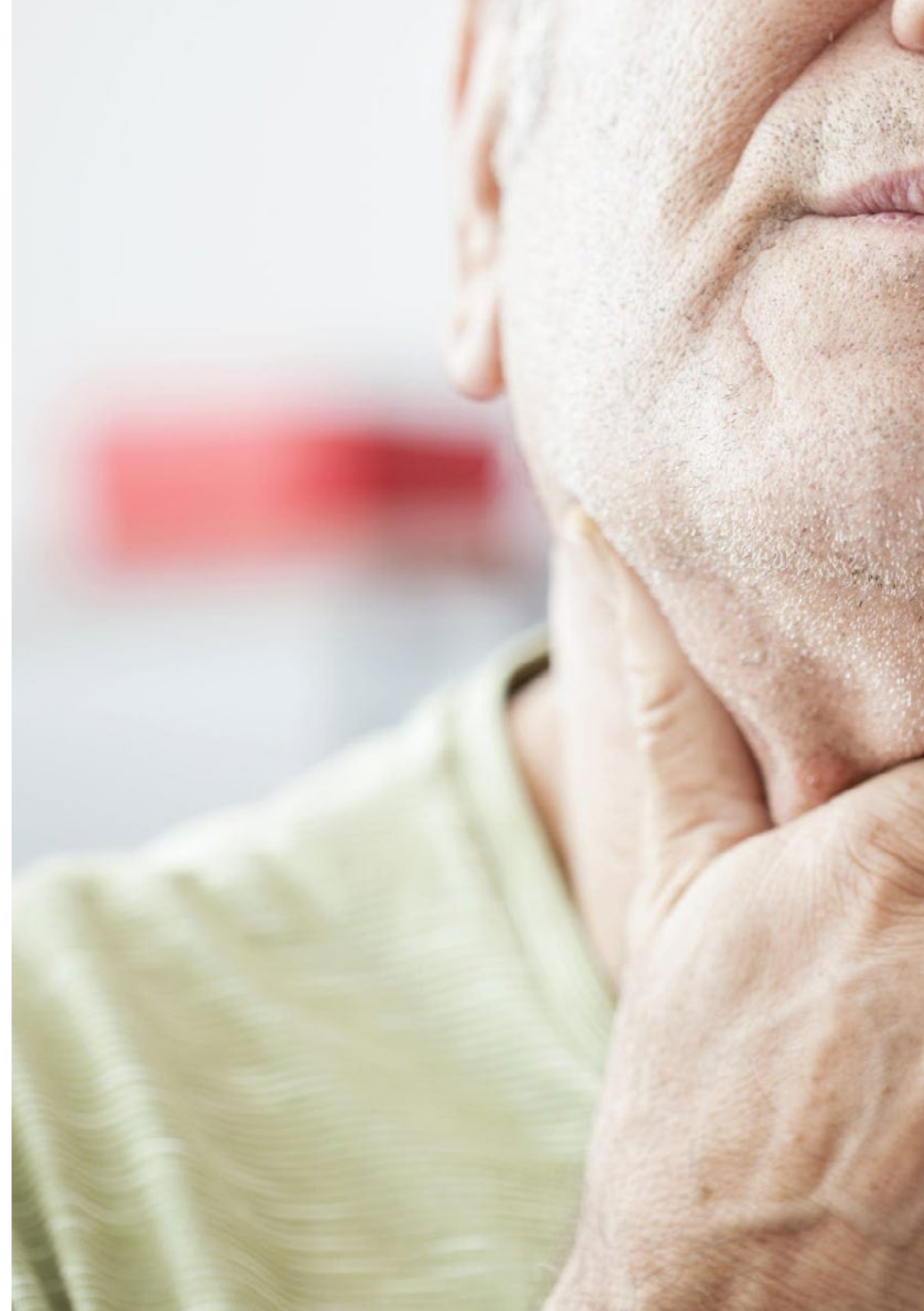


“

With the Relearning method, you will reduce your study hours and strengthen your understanding in the long run"

Module 1. Treatment of Dysphagia

- 1.1. Intervention in Dysphagia: Speech Therapists and Other Professionals
 - 1.1.1. Multidisciplinary Treatment in Dysphagia
 - 1.1.2. Importance of Multidisciplinary Treatment
 - 1.1.3. Speech Therapy Treatment Guidelines for other Professionals Involved in the Treatment of Dysphagia
 - 1.1.4. Importance of Evidence-Based Logopedic Therapy
- 1.2. Intervention in Organic Dysphagia
 - 1.2.1. Patients with Head and Neck Cancer
 - 1.2.2. Patients with Spinal Injury
 - 1.2.3. Laryngectomized Patients
 - 1.2.4. Patients with Respiratory Disorders
 - 1.2.5. Patients with Thyroid and Recurrent Nerve Involvement
 - 1.2.6. Clinical Cases
- 1.3. Intervention in Neonatal Dysphagia
 - 1.3.1. Procedure
 - 1.3.2. Materials. How Do I Use It?
 - 1.3.3. Guidelines for Parents
 - 1.3.4. Clinical Cases
- 1.4. Intervention in Pediatric Dysphagia
 - 1.4.1. Procedure
 - 1.4.2. Materials. How Do I Use It?
 - 1.4.3. Guidelines for Parents
 - 1.4.4. Clinical Cases
- 1.5. Intervention in Neurological Dysphagia
 - 1.5.1. Stroke and TBI Patients
 - 1.5.2. Patients with Parkinson's Disease
 - 1.5.3. Patients with Alzheimer's or Motor Neuron Disease
 - 1.5.4. Multiple Sclerosis Patients
 - 1.5.5. Cerebral Palsy Patients
 - 1.5.6. Patients with Myasthenia Gravis or Guillen-Barré Syndrome
 - 1.5.7. Clinical Cases



- 1.6. Dysphagia Intervention by COVID
 - 1.6.1. Procedure
 - 1.6.2. Materials
 - 1.6.3. Guidelines for Caregivers
 - 1.6.4. Clinical Cases
- 1.7. Intervention in Adult Patients
 - 1.7.1. Procedure
 - 1.7.2. Materials
 - 1.7.3. Guidelines for Caregivers
 - 1.7.4. Clinical Cases
- 1.8. Intervention in Autoimmune Dysphagia
 - 1.8.1. Procedure
 - 1.8.2. Materials
 - 1.8.3. Guidelines for Caregivers
 - 1.8.4. Clinical Cases
- 1.9. Intervention in Psychogenic Dysphagia
 - 1.9.1. Procedure
 - 1.9.2. Materials
 - 1.9.3. Guidelines for Caregivers
 - 1.9.4. Clinical Cases
- 1.10. New Treatments
 - 1.10.1. Electrostimulation
 - 1.10.2. Magnetic Stimulation
 - 1.10.3. Medical Treatment
 - 1.10.4. Conclusions



You will practice the best interventional techniques and procedures to help your patients with respiratory disorders"

05

Methodology

This academic program offers students a different way of learning. Our methodology uses a cyclical learning approach: **Relearning**.

This teaching system is used, for example, in the most prestigious medical schools in the world, and major publications such as the **New England Journal of Medicine** have considered it to be one of the most effective.



“

Discover Relearning, a system that abandons conventional linear learning, to take you through cyclical teaching systems: a way of learning that has proven to be extremely effective, especially in subjects that require memorization"

At TECH we use the Case Method

What should a professional do in a given situation? Throughout the program, students will face multiple simulated clinical cases, based on real patients, in which they will have to do research, establish hypotheses, and ultimately resolve the situation. There is an abundance of scientific evidence on the effectiveness of the method. Specialists learn better, faster, and more sustainably over time.

With TECH you will experience a way of learning that is shaking the foundations of traditional universities around the world.



According to Dr. Gérvas, the clinical case is the annotated presentation of a patient, or group of patients, which becomes a "case", an example or model that illustrates some peculiar clinical component, either because of its teaching power or because of its uniqueness or rarity. It is essential that the case is based on current professional life, trying to recreate the real conditions in the physician's professional practice.

“

Did you know that this method was developed in 1912, at Harvard, for law students? The case method consisted of presenting students with real-life, complex situations for them to make decisions and justify their decisions on how to solve them. In 1924, Harvard adopted it as a standard teaching method”

The effectiveness of the method is justified by four fundamental achievements:

1. Students who follow this method not only achieve the assimilation of concepts, but also a development of their mental capacity, through exercises that evaluate real situations and the application of knowledge.
2. Learning is solidly translated into practical skills that allow the student to better integrate into the real world.
3. Ideas and concepts are understood more efficiently, given that the example situations are based on real-life.
4. Students like to feel that the effort they put into their studies is worthwhile. This then translates into a greater interest in learning and more time dedicated to working on the course.



Relearning Methodology

At TECH we enhance the case method with the best 100% online teaching methodology available: Relearning.

This university is the first in the world to combine the study of clinical cases with a 100% online learning system based on repetition, combining a minimum of 8 different elements in each lesson, a real revolution with respect to the mere study and analysis of cases.

Professionals will learn through real cases and by resolving complex situations in simulated learning environments. These simulations are developed using state-of-the-art software to facilitate immersive learning.



At the forefront of world teaching, the Relearning method has managed to improve the overall satisfaction levels of professionals who complete their studies, with respect to the quality indicators of the best online university (Columbia University).

With this methodology, more than 250,000 physicians have been trained with unprecedented success in all clinical specialties regardless of surgical load. Our pedagogical methodology is developed in a highly competitive environment, with a university student body with a strong socioeconomic profile and an average age of 43.5 years old.


Relearning will allow you to learn with less effort and better performance, involving you more in your specialization, developing a critical mindset, defending arguments, and contrasting opinions: a direct equation to success.

In our program, learning is not a linear process, but rather a spiral (learn, unlearn, forget, and re-learn). Therefore, we combine each of these elements concentrically.

The overall score obtained by TECH's learning system is 8.01, according to the highest international standards.



This program offers the best educational material, prepared with professionals in mind:



Study Material

All teaching material is produced by the specialists who teach the course, specifically for the course, so that the teaching content is highly specific and precise.

These contents are then applied to the audiovisual format, to create the TECH online working method. All this, with the latest techniques that offer high quality pieces in each and every one of the materials that are made available to the student.



Surgical Techniques and Procedures on Video

TECH introduces students to the latest techniques, the latest educational advances and to the forefront of current medical techniques. All of this in direct contact with students and explained in detail so as to aid their assimilation and understanding. And best of all, you can watch the videos as many times as you like.



Interactive Summaries

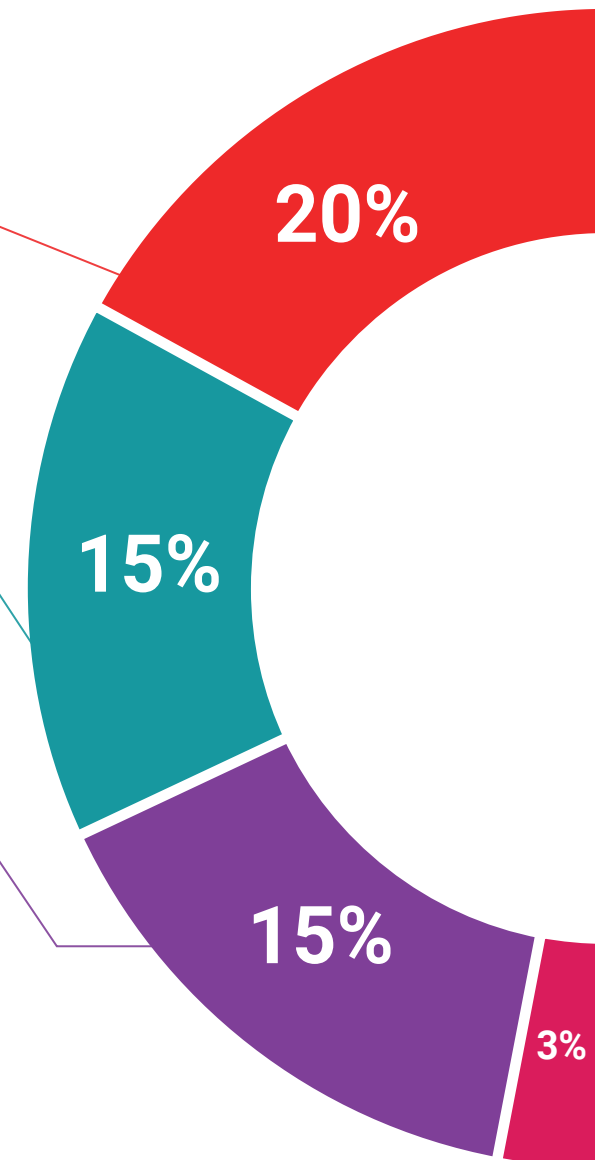
The TECH team presents the contents attractively and dynamically in multimedia lessons that include audio, videos, images, diagrams, and concept maps in order to reinforce knowledge.

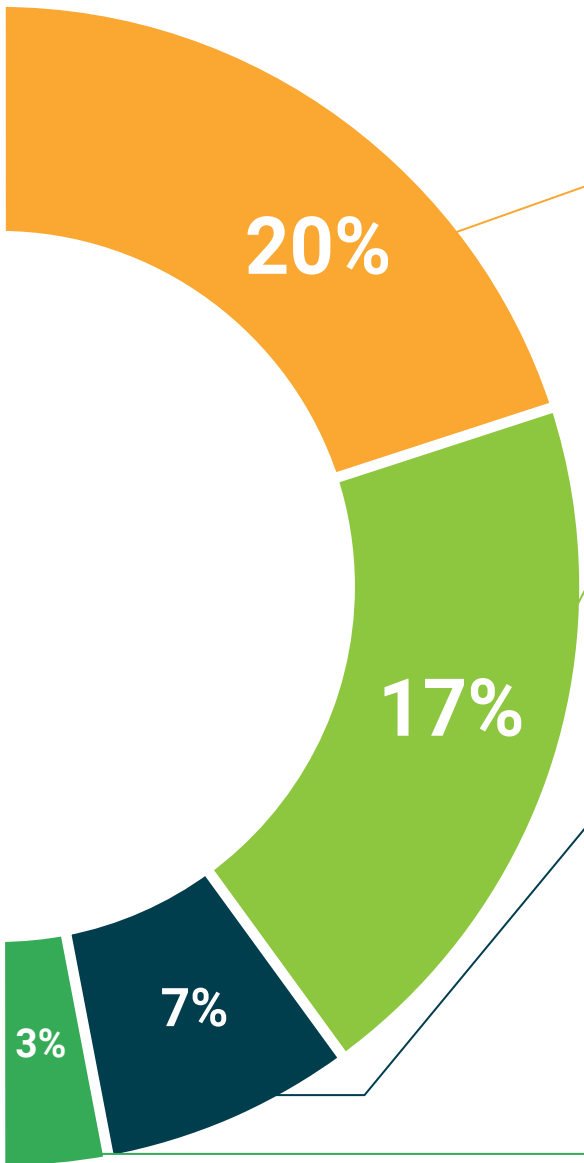
This exclusive educational system for presenting multimedia content was awarded by Microsoft as a "European Success Story".



Additional Reading

Recent articles, consensus documents and international guidelines, among others. In TECH's virtual library, students will have access to everything they need to complete their course.





Expert-Led Case Studies and Case Analysis

Effective learning ought to be contextual. Therefore, TECH presents real cases in which the expert will guide students, focusing on and solving the different situations: a clear and direct way to achieve the highest degree of understanding.



Testing & Retesting

We periodically evaluate and re-evaluate students' knowledge throughout the program, through assessment and self-assessment activities and exercises, so that they can see how they are achieving their goals.



Classes

There is scientific evidence on the usefulness of learning by observing experts. The system known as Learning from an Expert strengthens knowledge and memory, and generates confidence in future difficult decisions.



Quick Action Guides

TECH offers the most relevant contents of the course in the form of worksheets or quick action guides. A synthetic, practical, and effective way to help students progress in their learning.



06 Certificate

The Postgraduate Certificate in Dysphagia Treatment guarantees students, in addition to the most rigorous and up-to-date education, access to a Postgraduate Certificate issued by TECH Technological University.



“

Successfully complete this program and receive your university qualification without having to travel or fill out laborious paperwork”

This **Postgraduate Certificate in Dysphagia Treatment** contains the most complete and up-to-date scientific on the market.

After the student has passed the assessments, they will receive their corresponding **Postgraduate Certificate** issued by **TECH Technological University** via tracked delivery*.

The certificate issued by **TECH Technological University** will reflect the qualification obtained in the Postgraduate Certificate, and meets the requirements commonly demanded by labor exchanges, competitive examinations, and professional career evaluation committees.

Title: **Postgraduate Certificate in Dysphagia Treatment**

Official N° of Hours: **150 h.**



*Apostille Convention. In the event that the student wishes to have their paper certificate issued with an apostille, TECH EDUCATION will make the necessary arrangements to obtain it, at an additional cost.

future

health confidence people

education information tutors

guarantee accreditation teaching

institutions technology learning

community commitment

personalized service innovation

knowledge present quality

online training

development languages

virtual classroom



Postgraduate Certificate

Dysphagia Treatment

- » Modality: online
- » Duration: 6 weeks
- » Certificate: TECH Technological University
- » Dedication: 16h/week
- » Schedule: at your own pace
- » Exams: online

Postgraduate Certificate Dysphagia Treatment

