

Postgraduate Certificate

Diseases and Breastfeeding





Postgraduate Certificate Diseases and Breastfeeding

- » Modality: online
- » Duration: 6 weeks
- » Certificate: TECH Technological University
- » Dedication: 16h/week
- » Schedule: at your own pace
- » Exams: online

Website: www.techtute.com/us/medicine/postgraduate-certificate/diseases-breastfeeding

Index

01

Introduction

p. 4

02

Objectives

p. 8

03

Course Management

p. 12

04

Structure and Content

p. 16

05

Methodology

p. 20

06

Certificate

p. 28

01

Introduction

The benefits of breastfeeding increase the baby's prospects for positive development to such an extent that its establishment and maintenance is highly recommended even in the most difficult circumstances, such as the existence of maternal-filial illnesses. In order to address the special approach that the physician needs to take in these situations, they need to be constantly updated on the subject. This program, created specifically to specialize the student effectively in this type of approach, becomes in fact a highly valuable tool for the professional in this field of intervention.



“

A high-quality program that will allow you to accompany your patients in breastfeeding in situations of pre-existing or supervening diseases, with the solvency of a fully up-to-date professional"

Breastfeeding provides significantly better protection than artificial breastfeeding against diarrheal diseases and respiratory infections, the main causes of mortality in low-income populations. In 1993, WHO estimated that 1.5 million infant deaths could be prevented each year through effective breastfeeding. In addition, formula milk is not only expensive, but can be a risk factor for malnutrition, as some mothers may be tempted to dilute it or switch prematurely to other forms of feeding. On the other hand, in some high-income countries many mothers stop breastfeeding earlier than they wish, although about 80% of mothers decide to breastfeed when they give birth, only 36% continue 6 months after delivery. Many mothers stop breastfeeding because they have a mistaken perception that their milk does not nourish their newborn, they lose confidence in themselves and that they are producing enough milk for their child to be properly nourished.

In the last 3 decades, the low incidence and duration of breastfeeding have been recognized as a public health problem.

The European Action Plan for the protection, promotion and support of breastfeeding recognizes breastfeeding as a public health priority. Society suffers from the detriments of non-breastfeeding, since artificial breastfeeding means an increase in health care costs due to the greater disease associated with non-breastfeeding; the mother has a greater risk of postpartum hemorrhage, spinal and hip fracture after menopause, rheumatoid arthritis, uterine, breast and ovarian cancer, hypertension, anxiety and depression. The increased disease of non-breastfed infants and their mothers leads to an increase in absenteeism from work, and companies are also suffering from these effects. Breastfed children cause less expenses to their families, to society in medicines and use of health services and cause fewer losses due to absenteeism from work, and we must not forget that it saves natural resources, does not pollute the environment and does not need to spend on manufacturing, packaging or transportation.

This **Postgraduate Certificate in Diseases and Breastfeeding** contains the most complete and up-to-date program on the market. The most important features of the program include:

- » Case studies presented by experts in Diseases and Breastfeeding
- » The graphic, schematic, and practical contents with which they are created provide scientific and practical information on the disciplines that are essential for professional practice
- » New developments on Diseases and Breastfeeding
- » Practical exercises where self-assessment can be used to improve learning
- » Emphasis on innovative methodologies in Diseases and Breastfeeding
- » Theoretical lessons, questions to the expert, debate forums on controversial topics, and individual reflection assignments
- » Content that is accessible from any fixed or portable device with an Internet connection



High-quality education in a complete and concrete program that will drive you to the greatest effectiveness in your intervention in cases of illness during the breastfeeding period"

“

A state-of-the-art program that will take you through the content in a diverse, interactive and stimulating way, with audiovisual content and all kinds of learning support material"

The teaching staff includes professionals from the field of medicine, who bring their experience to this specialization program, as well as renowned specialists from leading societies and prestigious universities.

The multimedia content, developed with the latest educational technology, will provide the professional with situated and contextual learning, i.e., a simulated environment that will provide an immersive training experience designed to train for real-life situations.

This program is designed around Problem-Based Learning, whereby the professional must try to solve the different professional practice situations that arise throughout the program. For this purpose, the specialist will be assisted by an innovative interactive video system created by renowned and experienced experts in the field of Diseases and Breastfeeding.

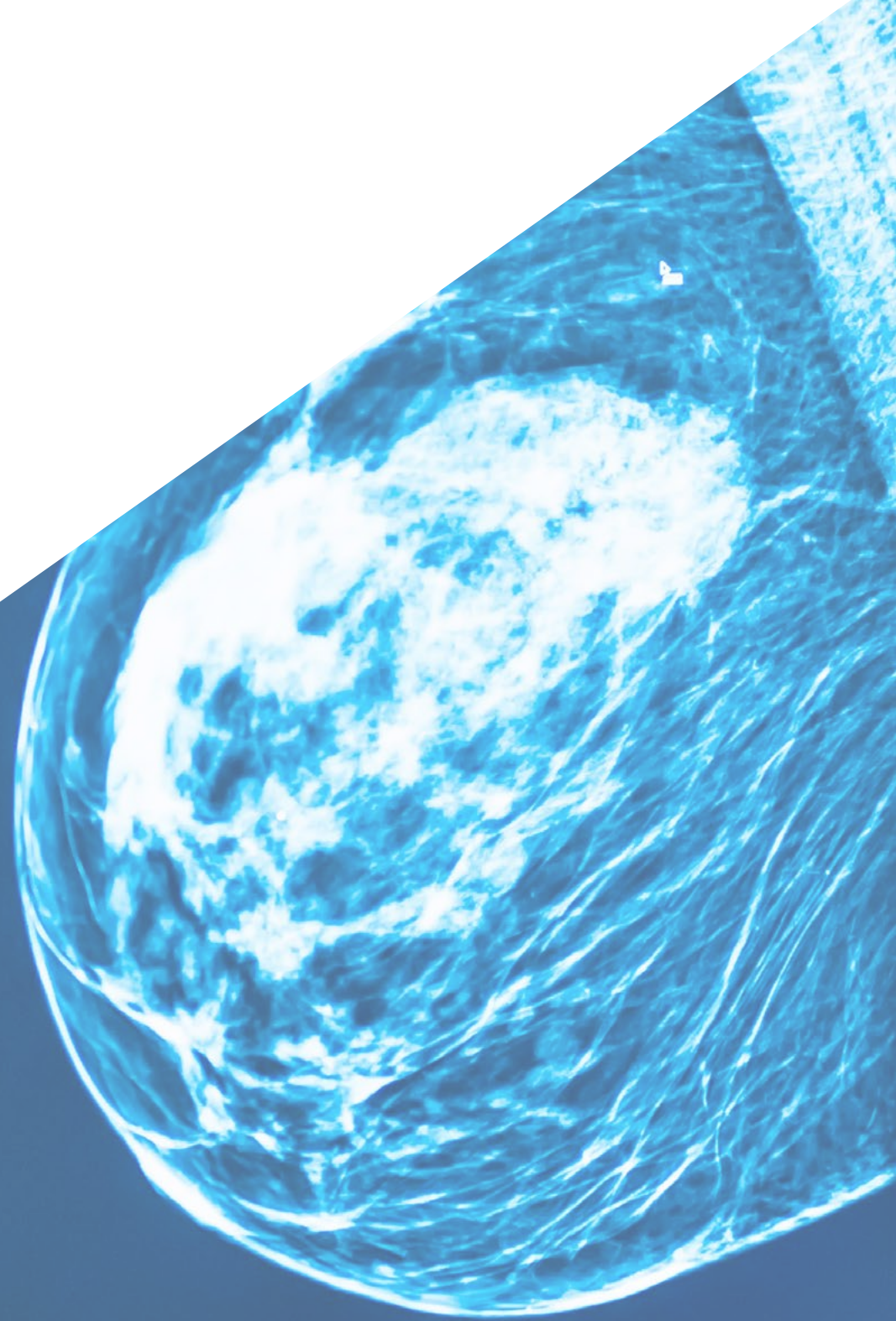
An educational program supported by experience-based learning models that will boost your personal and professional capacity by providing you with new and efficient work tools"

With a high-impact video system that will be one of the fundamental supports in this program and will provide you with all the resources of the latest technologies in remote medical training"



02 Objectives

The main objective of the program is the development of theoretical and practical learning, so that the physician can master in a practical and rigorous way all aspects of breastfeeding to be able to offer full support to breastfeeding from the first moments, from the beginning, until the end.



“

The objective of this program is to provide you with the most up-to-date and specific knowledge on diseases and breastfeeding, in the simplest and most effective way"



General Objectives

- » Update knowledge in breastfeeding
- » Promote work strategies based on a comprehensive approach to care for breastfeeding-conscious mothers as a reference model for achieving excellence in care
- » Encourage the acquisition of technical skills and abilities, through a powerful audiovisual system, and the possibility of development through online simulation workshops and/or specific training





Specific Objectives

- » Debunk false myths and false contraindications regarding Breastfeeding
- » Cover HIV and Hepatitis condition with regard to breastfeeding
- » Study the possible difficulties of the newborn in special breastfeeding situations
- » Understand the impact of breastfeeding on maternal conditions



The protocols for action in the case of illnesses during breastfeeding with all the aspects to be taken into account by the medical professional"

03

Course Management

This specific and up-to-date program brings together in its teaching staff the best specialists of reference in diseases and breastfeeding. In this way, TECH offers learning based on the experiences and teachings provided by the teaching team through a unique and innovative learning methodology. Additionally, other recognized specialists participate in its design and preparation, which means that the program is developed in an interdisciplinary manner.



“

The best professionals will guide you so that you can learn based on their professional experience and apply it to your professional work in an exceptional way"

Management



Ms. Aguilar Ortega, Juana María

- ♦ Breastfeeding Nurse Coordinator at Hospital 12 de Octubre 2008
- ♦ Breastfeeding Nurse Coordinator at Hospital 12 de Octubre
- ♦ Clinical Practice Tutor of Family and Community EIR Madrid
- ♦ Specialist Nursing Qualification in Pediatric Nursing from the Ministry of Culture, Education and Sports
- ♦ Graduate in Nursing from Complutense University of Madrid - Spain
- ♦ Master's Degree in Gender and Health at Rey Juan Carlos University

Professors

Ms. Gerbeau, Bettina

- » Pediatric Assistant
- » Trainings in Child Psychomotricity and Pediatric Massage
- » "Breastfeeding, preparation for the profession of consultant", training course in Maternity and Pediatric Practice in Paris.
- » Active member of the Breastfeeding Committee of the Hospital 12 de Octubre in Madrid.
- » Founder of the CALMA breastfeeding association in 1988 in Barcelona.

Ms. Martínez Hidalgo, Maria Victoria

- » Supervisor of Hemato-Oncology Units and Pediatric Day Hospital at University Hospital 12 de Octubre.
- » Official Master's Degree in Health Care Research at the Complutense University of Madrid.
- » Master's degree in Quality Management ISO 9001:2008 and Internal Auditor in the *European Quality Formation*
- » Neonatology Unit Nurse Assistant at the 12 de Octubre Hospital.
- » Neonatology Unit Nurse Responsible for Formation of the at the 12 de Octubre Hospital.



Ms. Santos Bermúdez de Castro, Mónica

- » Breastfeeding Nurse Coordinator at 12 de Octubre Hospital
- » Specialist in Pediatric Nursing via EIR
- » Postgraduate Diploma in Nursing in Out-of-Hospital Emergencies CEU Cardenal Herrera University
- » Nursing Degree at San Pablo CEU University
- » Internal Nurse Resident at the 12 de Octubre Hospital.
- » Neonatal and Pediatric ICU Nurse at HM Puerta del Sur Hospital, Móstoles

04

Structure and Content

The structure of the contents has been designed by a team of professionals from the best educational centers and universities in the country, aware of the current relevance of innovative training, and committed to quality teaching through new educational technologies.





“

A comprehensive teaching program, structured in well-developed teaching units, oriented towards efficient and swift learning that is compatible with your personal and professional life"

Module 1. Diseases and Breastfeeding

- 1.1. Concept
 - 1.1.1. Definition of Diseases and Breastfeeding
 - 1.1.2. Performance
- 1.2. Absolute and False Contraindications
 - 1.2.1. Contraindications
 - 1.2.2. False Myths
- 1.3. HIV and Breastfeeding
 - 1.3.1. Concept
 - 1.3.2. Indications for Breastfeeding
- 1.4. Hepatitis and Breastfeeding
 - 1.4.1. Concept
 - 1.4.2. Indications for Breastfeeding
- 1.5. Oncological Processes and Breastfeeding
 - 1.5.1. Cancer and Breastfeeding
 - 1.5.2. Indications for Oncologic Process and Breastfeeding Mother
- 1.6. Special Situations in the Newborn that Make Breastfeeding Difficult
 - 1.6.1. Newborn Special Situations
 - 1.6.2. Mechanisms for Adapting to Special Situations and Breastfeeding
- 1.7. How to Promote Breastfeeding in Maternal-Fetal Conditions?
 - 1.7.1. Concept
 - 1.7.2. Encourage Breastfeeding In Situ





“

A unique, key, and decisive program to boost your professional development”

05

Methodology

This academic program offers students a different way of learning. Our methodology uses a cyclical learning approach: **Relearning**.

This teaching system is used, for example, in the most prestigious medical schools in the world, and major publications such as the **New England Journal of Medicine** have considered it to be one of the most effective.



“

Discover Relearning, a system that abandons conventional linear learning, to take you through cyclical teaching systems: a way of learning that has proven to be extremely effective, especially in subjects that require memorization"

At TECH we use the Case Method

What should a professional do in a given situation? Throughout the program, students will face multiple simulated clinical cases, based on real patients, in which they will have to do research, establish hypotheses, and ultimately resolve the situation. There is an abundance of scientific evidence on the effectiveness of the method. Specialists learn better, faster, and more sustainably over time.

With TECH you will experience a way of learning that is shaking the foundations of traditional universities around the world.



According to Dr. Gérvas, the clinical case is the annotated presentation of a patient, or group of patients, which becomes a "case", an example or model that illustrates some peculiar clinical component, either because of its teaching power or because of its uniqueness or rarity. It is essential that the case is based on current professional life, trying to recreate the real conditions in the physician's professional practice.

“

Did you know that this method was developed in 1912, at Harvard, for law students? The case method consisted of presenting students with real-life, complex situations for them to make decisions and justify their decisions on how to solve them. In 1924, Harvard adopted it as a standard teaching method”

The effectiveness of the method is justified by four fundamental achievements:

1. Students who follow this method not only achieve the assimilation of concepts, but also a development of their mental capacity, through exercises that evaluate real situations and the application of knowledge.
2. Learning is solidly translated into practical skills that allow the student to better integrate into the real world.
3. Ideas and concepts are understood more efficiently, given that the example situations are based on real-life.
4. Students like to feel that the effort they put into their studies is worthwhile. This then translates into a greater interest in learning and more time dedicated to working on the course.



Relearning Methodology

At TECH we enhance the case method with the best 100% online teaching methodology available: Relearning.

This university is the first in the world to combine the study of clinical cases with a 100% online learning system based on repetition, combining a minimum of 8 different elements in each lesson, a real revolution with respect to the mere study and analysis of cases.

Professionals will learn through real cases and by resolving complex situations in simulated learning environments. These simulations are developed using state-of-the-art software to facilitate immersive learning.



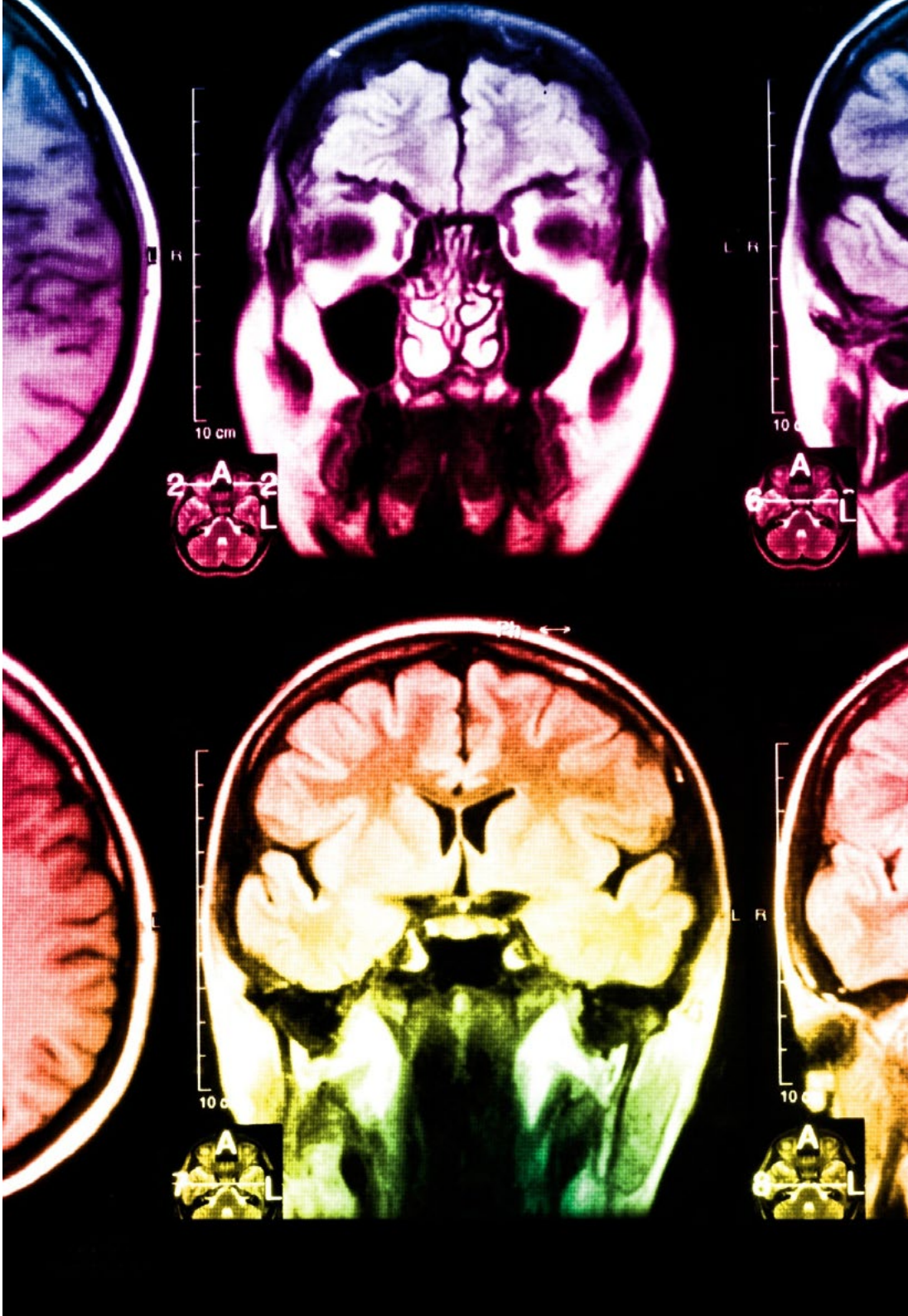
At the forefront of world teaching, the Relearning method has managed to improve the overall satisfaction levels of professionals who complete their studies, with respect to the quality indicators of the best online university (Columbia University).

With this methodology, more than 250,000 physicians have been trained with unprecedented success in all clinical specialties regardless of surgical load. Our pedagogical methodology is developed in a highly competitive environment, with a university student body with a strong socioeconomic profile and an average age of 43.5 years old.

Relearning will allow you to learn with less effort and better performance, involving you more in your specialization, developing a critical mindset, defending arguments, and contrasting opinions: a direct equation to success.

In our program, learning is not a linear process, but rather a spiral (learn, unlearn, forget, and re-learn). Therefore, we combine each of these elements concentrically.

The overall score obtained by TECH's learning system is 8.01, according to the highest international standards.



This program offers the best educational material, prepared with professionals in mind:



Study Material

All teaching material is produced by the specialists who teach the course, specifically for the course, so that the teaching content is highly specific and precise.

These contents are then applied to the audiovisual format, to create the TECH online working method. All this, with the latest techniques that offer high quality pieces in each and every one of the materials that are made available to the student.



Surgical Techniques and Procedures on Video

TECH introduces students to the latest techniques, the latest educational advances and to the forefront of current medical techniques. All of this in direct contact with students and explained in detail so as to aid their assimilation and understanding. And best of all, you can watch the videos as many times as you like.



Interactive Summaries

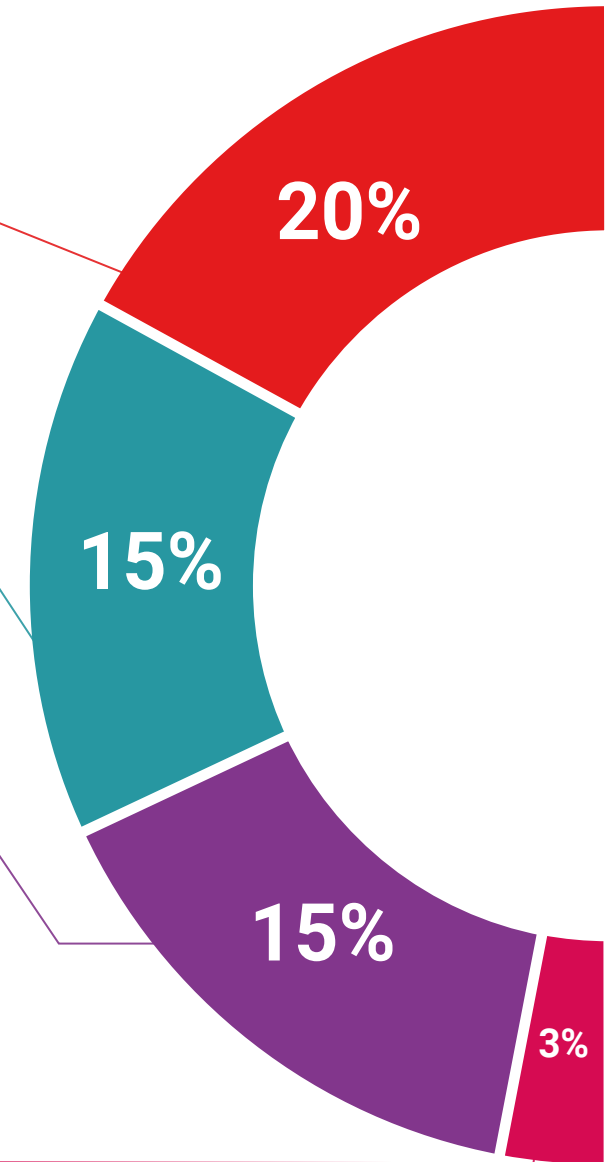
The TECH team presents the contents attractively and dynamically in multimedia lessons that include audio, videos, images, diagrams, and concept maps in order to reinforce knowledge.

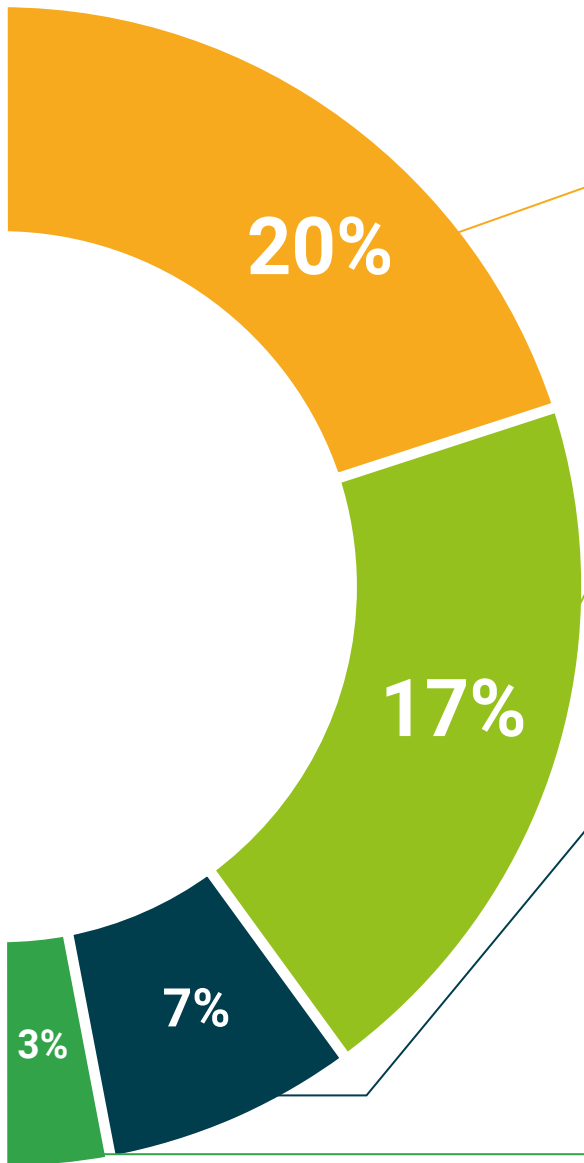
This exclusive educational system for presenting multimedia content was awarded by Microsoft as a "European Success Story".



Additional Reading

Recent articles, consensus documents and international guidelines, among others. In TECH's virtual library, students will have access to everything they need to complete their course.





Expert-Led Case Studies and Case Analysis

Effective learning ought to be contextual. Therefore, TECH presents real cases in which the expert will guide students, focusing on and solving the different situations: a clear and direct way to achieve the highest degree of understanding.



Testing & Retesting

We periodically evaluate and re-evaluate students' knowledge throughout the program, through assessment and self-assessment activities and exercises, so that they can see how they are achieving their goals.



Classes

There is scientific evidence on the usefulness of learning by observing experts. The system known as Learning from an Expert strengthens knowledge and memory, and generates confidence in future difficult decisions.



Quick Action Guides

TECH offers the most relevant contents of the course in the form of worksheets or quick action guides. A synthetic, practical, and effective way to help students progress in their learning.



06

Certificate

The Postgraduate Certificate in Diseases and Breastfeeding guarantees students, in addition to the most rigorous and up-to-date education, access to a Postgraduate Certificate issued by TECH Technological University.



“

Successfully complete this program and receive your university qualification without having to travel or fill out laborious paperwork”

This **Postgraduate Certificate in Diseases and Breastfeeding** contains the most complete and up-to-date program on the market.

After the student has passed the assessments, they will receive their corresponding **Postgraduate Certificate** issued by **TECH Technological University** via tracked delivery*.

The diploma issued by **TECH Technological University** will reflect the qualification obtained in the Postgraduate Certificate, and meets the requirements commonly demanded by labor exchanges, competitive examinations and professional career evaluation committees.

Title: **Postgraduate Certificate in Diseases and Breastfeeding**

Official N° of Hours: **125 h.**



*Apostille Convention. In the event that the student wishes to have their paper diploma issued with an apostille, TECH EDUCATION will make the necessary arrangements to obtain it, at an additional cost.

future
health confidence people
education information tutors
guarantee accreditation teaching
institutions technology learning
community commitment
personalized service innovation
knowledge present
development languages
virtual classroom



Postgraduate Certificate Diseases and Breastfeeding

- » Modality: **online**
- » Duration: **6 weeks**
- » Certificate: **TECH Technological University**
- » Dedication: **16h/week**
- » Schedule: **at your own pace**
- » Exams: **online**

Postgraduate Certificate Diseases and Breastfeeding

