

Postgraduate Certificate

Diagnosis and Treatment of Fungal Diseases





Postgraduate Certificate Diagnosis and Treatment Of Fungal Diseases

- » Modality: online
- » Duration: 6 weeks
- » Certificate: TECH Technological University
- » Dedication: 16h/week
- » Schedule: at your own pace
- » Exams: online

Website: www.techtute.com/us/medicine/postgraduate-certificate/diagnosis-treatment-fungal-diseases

Index

01

Introduction

p. 4

02

Objectives

p. 8

03

Structure and Content

p. 12

04

Methodology

p. 16

05

Certificate

p. 24

01

Introduction

Update your knowledge in the Diagnosis and Treatment of Fungal Diseases with this highly scientifically rigorous course. You will learn the latest techniques and innovations in the field from professionals with years of experience in the sector. A unique opportunity to specialize in a highly demanding professional field.





“

With the Postgraduate Diploma in Diagnosis and Treatment of Fungal Diseases you have the opportunity to update your knowledge with the utmost scientific rigor and incorporate the latest advances in the approach to infectious diseases into your daily medical practice”

Infectious diseases remain the leading cause of mortality and disability (i.e. the loss of a productive life) in the world. In 2016, of the 56.4 million total deaths worldwide, 33% were due to infectious diseases, 30% to cardiovascular diseases and 10% as a result of cancer. The fight against disease can be separated into two categories: infectious diseases and chronic non-communicable diseases.

From the 17.3 million people who died from infection diseases in 2016, the most frequent causes of death were lower respiratory infections (3.7 million), malaria (2.2 million), tuberculosis (1.3 million), diarrhea (1.4 million), and HIV/AIDS infection (1.1 million). The most important factors to take into consideration regarding infectious diseases are demographics and human behavior, technological and industrial development, economic development and the variations in land use, intercontinental travelling and commerce, climate change, microbotic adaptation and finally the disappearance or reduction of efficient public health measures.

These factors mean that it would be wrong to consider any part of the planet to be isolated enough from the rest, nor the appearance, reappearance or dissemination of imported or apparently eradicated infectious diseases in our environment to be impossible.

This century's complex international epidemiological situation, so far exemplified by the deliberate release of Bacillus anthracis spores as a bioweapon which causes pulmonary anthrax in victims when inhaled, the emergence of West Nile virus as a pathogen in the United States, the SARS epidemic, the zoonotic spread of monkeypox in the United States, the threat of pandemic influenza, the Ebola epidemic in Africa, the emergence of yellow fever cases in Angola, coupled with the re-emergence of Dengue and Cholera. The emergence of new arboviruses in locations like Chikungunya and more recently Zika in the Americas. Together with the mortality rate from other endemic infectious diseases, such as HIV/AIDS, leptospirosis, tuberculosis, community-acquired pneumonia and our increased resistance to antibiotics with the development of multidrug-resistant bacteria, all of which highlight the need for professionals with specialist expertise in order to raise the performance levels of all the personnel needed to face up to the challenges involved in controlling and dealing with biological, hospital and public health emergencies and provide a higher standard of health care the world over.

This **Postgraduate Certificate in Diagnosis and Treatment of Fungal Diseases** contains the most complete and up-to-date scientific program on the market. The most important features include:

- ♦ The development of clinical cases presented by experts in the Diagnosis and Treatment of Fungal Diseases
- ♦ The graphic, schematic, and practical contents with which they are created provide scientific and practical information on the disciplines that are essential for professional practice
- ♦ New developments in the Diagnosis and Treatment of Fungal Diseases
- ♦ Practical exercises where the self-assessment process can be carried out to improve learning
- ♦ An algorithm-based interactive learning system for decision-making in the clinical situations presented throughout the course
- ♦ Theoretical lessons, questions to the expert, debate forums on controversial topics, and individual reflection assignments
- ♦ Content that is accessible from any fixed or portable device with an Internet connection



Don't miss the opportunity to learn about advances in the treatment of infections in order to incorporate them into your daily medical practice"

“

This Postgraduate Certificate is the best investment you can make when choosing a refresher program for two reasons: in addition to updating your knowledge in Diagnosis and Treatment of Fungal Diseases, you will obtain a diploma from TECH Technological University"

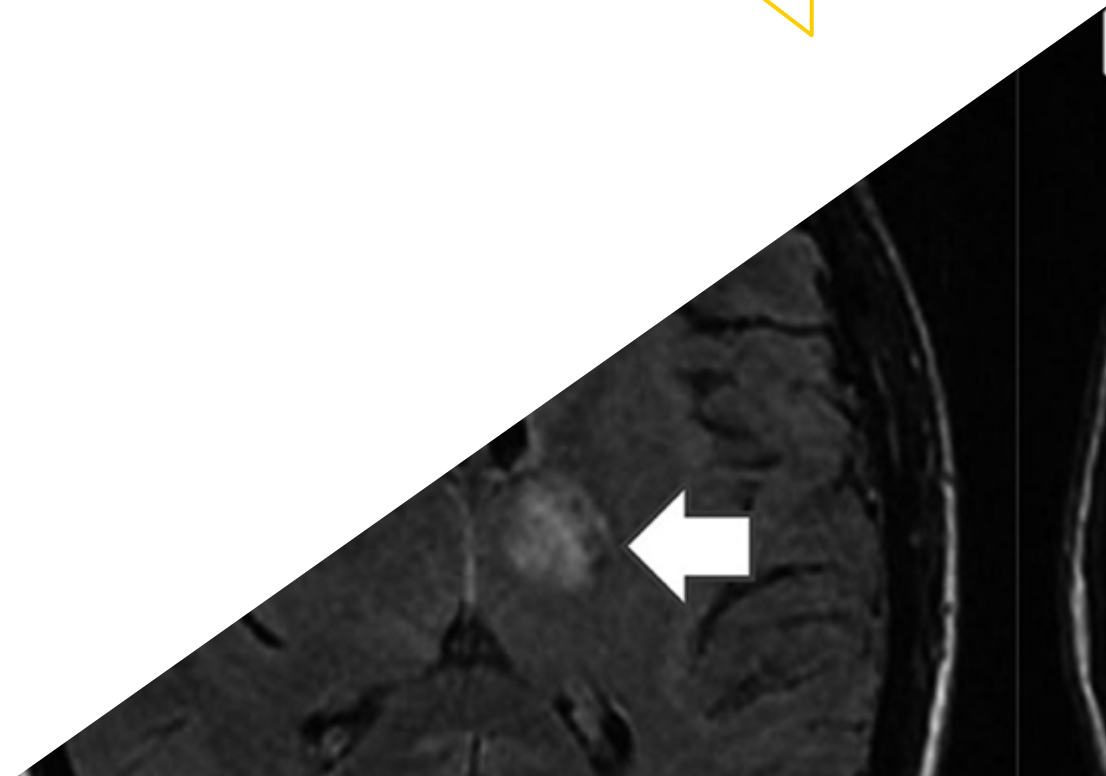
TECH's teaching staff is made up of prestigious, renowned professionals who have had a long career in health care, teaching and research, and have worked in many countries on several continents, gaining indispensable professional teaching experience that delivers essential content of the highest quality to this Postgraduate Certificate.

The methodological design of this Postgraduate Certificate, developed by a multidisciplinary team of e-learning experts, integrates the latest advances in educational technology for the creation of numerous multimedia educational tools that allow the professional, based primarily on the problem-solving method, to face the solution of real problems in their daily clinical practice, which will allow them to advance in the acquisition of knowledge and the development of skills that will positively impact their future professional work.

Each of the contents generated for this Postgraduate Certificate, as well as the videos, self-evaluations, clinical cases and exams have been thoroughly reviewed, updated, and integrated by the professors and the team of experts that make up TECH's staff. This will facilitate the learning process with a step-by-step approach in order to achieve the program's teaching objectives.

This program is the best one available in fungal infections.

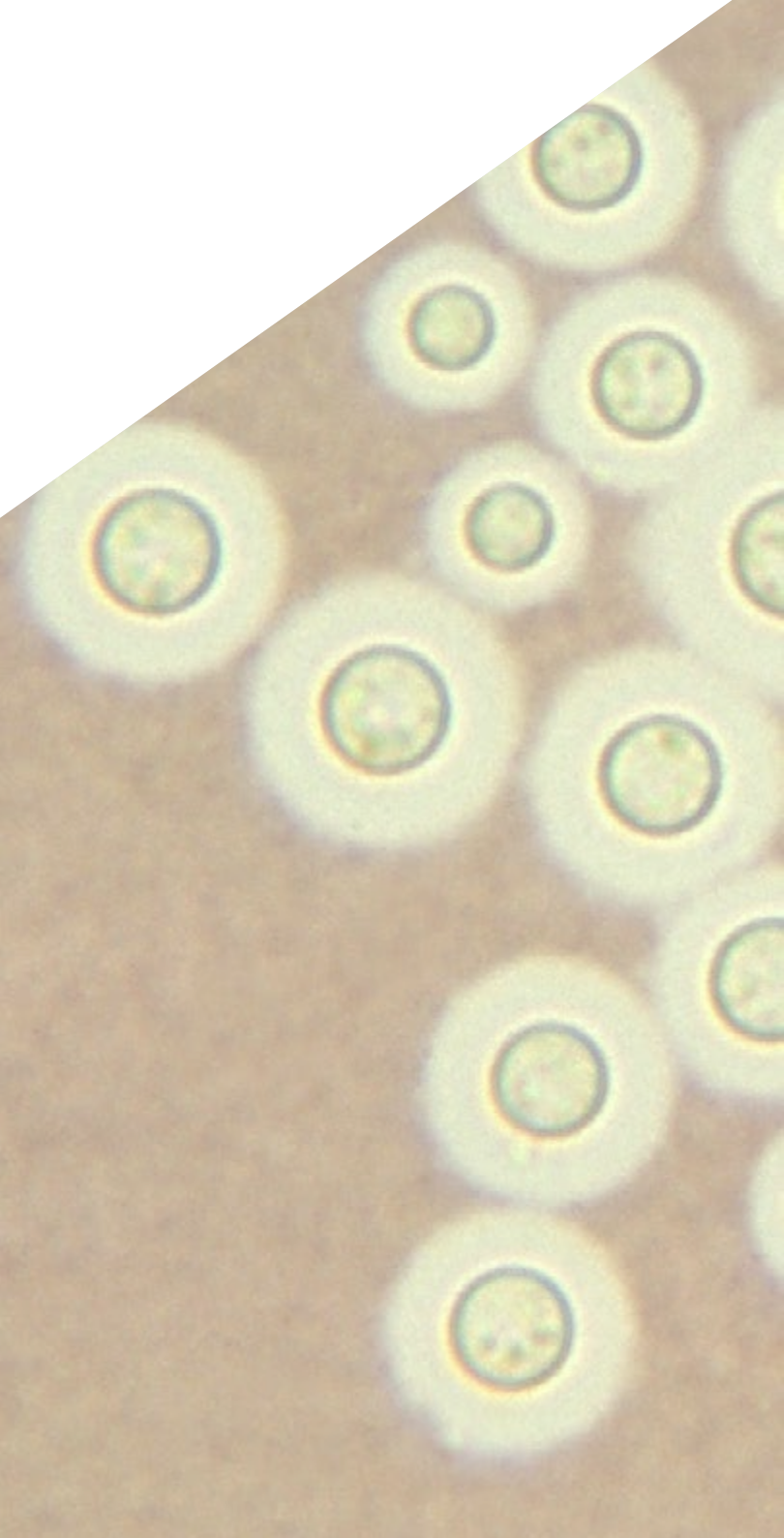
Seize the moment and gain up-to-date knowledge on the management of coronavirus infections.



02

Objectives

The main purpose of the program is to provide the knowledge needed for professional development, so that physicians can thoroughly master the most current scientific findings in the field of clinically infectious diseases. In addition to developing the skills that will allow them to approach outbreaks of infectious diseases in individuals and communities with more confidence and safety.



A microscopic view of several cells, likely yeast or similar microorganisms, showing distinct nuclei and cell walls. The cells are scattered across a light brown background.

“

This program will provide you with a sense of confidence in your medical practice, which will help you grow personally and professionally”



General objectives

- Update your knowledge and develop your skills in healthcare, teaching or research roles in the field of infectious diseases in order to provide care for individuals or groups
- Improve the medical attention and the overall health of patients with infectious diseases based on integral care, the application of the epidemiological clinical method and the correct use of antimicrobials in correspondence with the most up to date scientific evidence





Specific objectives

- ◆ Review general concepts in mycology and superficial fungal infections
- ◆ Incorporate knowledge of deep and frequent fungal infections
- ◆ Recognize the most frequent fungal infections such as cryptococcosis, histoplasmosis, aspergillosis, among others
- ◆ Describe in each case the epidemiology, pathogenesis, complications and treatment of the most frequent mycotic infections

“

Improve patient care by taking advantage of the course offered by the Postgraduate Certificate in Diagnosis and Treatment of Fungal Diseases”

03

Structure and Content

The teaching program has been created by a group of professors and medical professionals from a variety of medical specialties, who have done extensive medical research and possess vast teaching experience in several countries in Africa, Central and South America. They are interested in integrating the latest scientific findings in clinically infectious diseases and antimicrobial therapeutics in order to ensure professional development and the improvement of the daily clinical practice of professionals who care for patients with infectious diseases.



“

This Postgraduate Certificate in Diagnosis and Treatment of Fungal Diseases contains the most complete and up-to-date scientific program on the market"

Module 1. Fungal Diseases

- 1.1. Introduction to Mycology and Superficial Mycotic Infections
 - 1.1.1. General Concepts Used in Mycology
 - 1.1.2. Fundamental Characteristics of Pathogenic Fungi
 - 1.1.3. Superficial Fungal Infections: Epidermatophytosis, Tinea Corporis, Tinea Capitis
- 1.2. Deep Mycotic Infections
 - 1.2.1. Most Frequent Deep Mycoses
 - 1.2.2. Main Clinical Manifestations of Deep Mycosis
- 1.3. Cryptococcosis
 - 1.3.1. Epidemiology
 - 1.3.2. Etiological Agent
 - 1.3.3. Pathogenesis
 - 1.3.4. Clinical Picture
 - 1.3.5. Complications
 - 1.3.6. Diagnosis
 - 1.3.7. Treatment
- 1.4. Histoplasmosis
 - 1.4.1. Epidemiology
 - 1.4.2. Etiological Agent
 - 1.4.3. Pathogenesis
 - 1.4.4. Clinical Picture
 - 1.4.5. Complications
 - 1.4.6. Diagnosis
 - 1.4.7. Treatment
- 1.5. Aspergillosis
 - 1.5.1. Epidemiology
 - 1.5.2. Etiological Agent
 - 1.5.3. Pathogenesis
 - 1.5.4. Clinical Picture
 - 1.5.5. Complications
 - 1.5.6. Diagnosis
 - 1.5.7. Treatment





- 1.6. Systemic Candidiasis
 - 1.6.1. Epidemiology
 - 1.6.2. Etiological Agent
 - 1.6.3. Pathogenesis
 - 1.6.4. Clinical Picture
 - 1.6.5. Complications
 - 1.6.6. Diagnosis
 - 1.6.7. Treatment
- 1.7. Coccidioidomycosis
 - 1.7.1. Epidemiology
 - 1.7.2. Etiological Agent
 - 1.7.3. Pathogenesis
 - 1.7.4. Clinical Picture
 - 1.7.5. Complications
 - 1.7.6. Diagnosis
 - 1.7.7. Treatment
- 1.8. Blastomycosis
 - 1.8.1. Epidemiology
 - 1.8.2. Etiological Agent
 - 1.8.3. Pathogenesis
 - 1.8.4. Clinical Picture
 - 1.8.5. Complications
 - 1.8.6. Diagnosis
 - 1.8.7. Treatment
- 1.9. Sporotrichosis
 - 1.9.1. Epidemiology
 - 1.9.2. Etiological Agent
 - 1.9.3. Pathogenesis
 - 1.9.4. Clinical Picture
 - 1.9.5. Complications
 - 1.9.6. Diagnosis
 - 1.9.7. Treatment

04

Methodology

This academic program offers students a different way of learning. Our methodology uses a cyclical learning approach known as **Relearning**.

This teaching system is used in the most prestigious medical schools in the world, and major publications such as the **New England Journal of Medicine** consider it to be one of the most effective.



“

Discover Relearning, a system that abandons conventional linear learning, to take you through cyclical teaching systems: a way of learning that has proven to be extremely effective, especially in subjects that require memorization"

At TECH we use the Case Method

What should a professional do in any given situation? Throughout the program, students will face multiple simulated clinical cases, based on real patients, in which they will have to do research, establish hypotheses, and ultimately resolve the situation. There is an abundance of scientific evidence on the effectiveness of the method. Specialists learn better, faster, and more sustainably over time.

With TECH you will experience a way of learning that is shaking the foundations of traditional universities around the world



According to Dr. Gérvas, the clinical case is the annotated presentation of a patient, or group of patients, which becomes a "case", an example or model that illustrates some peculiar clinical component, either because of its teaching power or because of its uniqueness or rarity. It is essential that the case is based on current professional life, trying to recreate the real conditions in the physician's professional practice.

“

Did you know that this method was developed in 1912, at Harvard, for law students? The case method consisted of presenting students with real-life, complex situations for them to make decisions and justify their decisions on how to solve them. In 1924, Harvard adopted it as a standard teaching method”

The effectiveness of the method is justified by four fundamental achievements:

1. Students who follow this method not only achieve the assimilation of concepts, but also a development of their mental capacity, through exercises that evaluate real situations and the application of knowledge.
2. Learning is solidly translated into practical skills that allow the student to better integrate into the real world.
3. Ideas and concepts are understood more efficiently, given that the example situations are based on real-life.
4. Students like to feel that the effort they put into their studies is worthwhile. This then translates into a greater interest in learning and more time dedicated to working on the course.

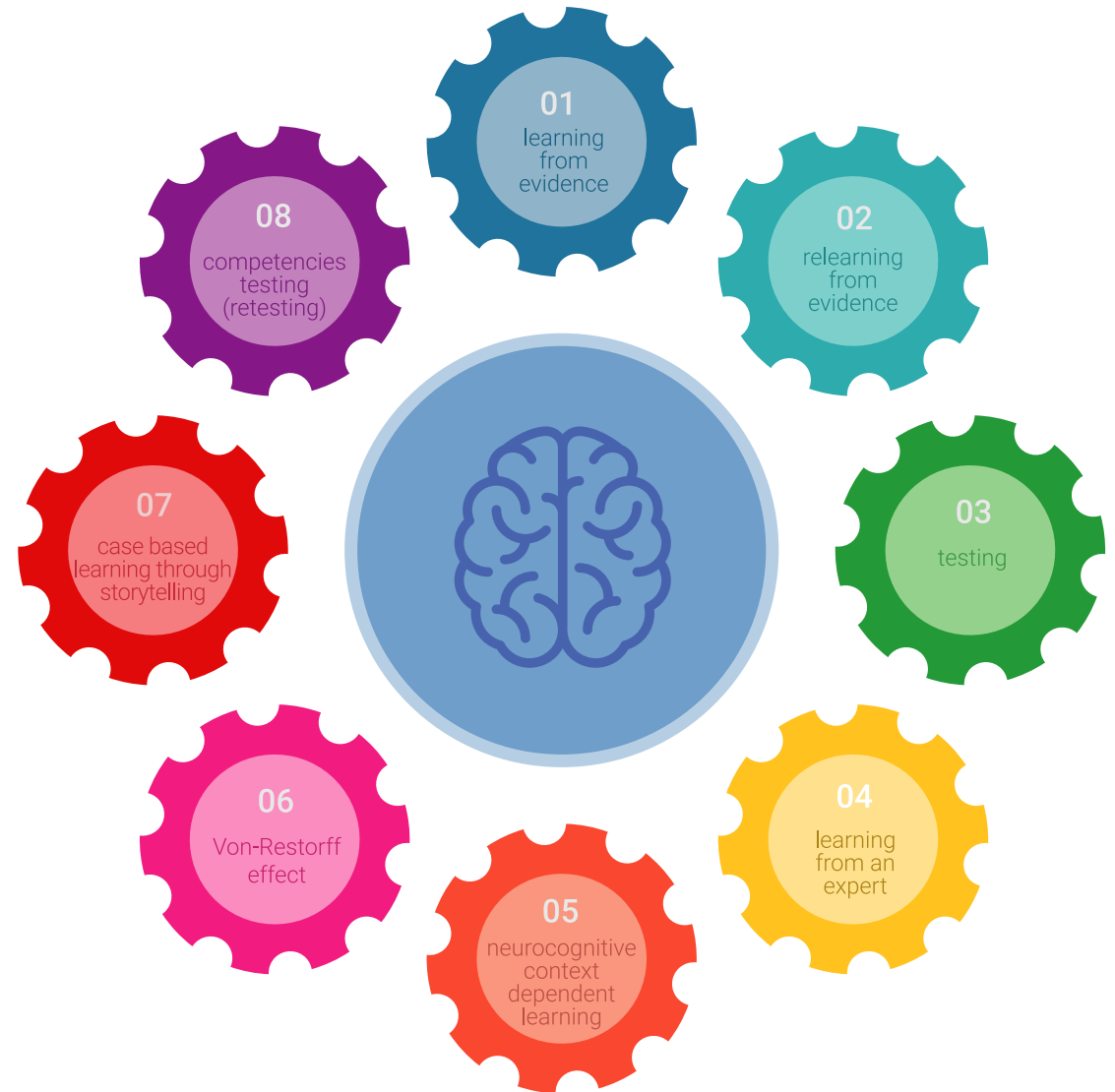


Relearning Methodology

At TECH we enhance the case method with the best 100% online teaching methodology available: Relearning.

This university is the first in the world to combine the study of clinical cases with a 100% online learning system based on repetition, combining a minimum of 8 different elements in each lesson, a real revolution with respect to the mere study and analysis of cases.

Professionals will learn through real cases and by resolving complex situations in simulated learning environments. These simulations are developed using state-of-the-art software to facilitate immersive learning



At the forefront of world teaching, the Relearning method has managed to improve the overall satisfaction levels of professionals who complete their studies, with respect to the quality indicators of the best online university (Columbia University).

With this methodology, more than 250,000 physicians have been trained with unprecedented success in all clinical specialties regardless of surgical load. Our pedagogical methodology is developed in a highly competitive environment, with a university student body with a strong socioeconomic profile and an average age of 43.5 years old.

Relearning will allow you to learn with less effort and better performance, involving you more in your specialization, developing a critical mindset, defending arguments, and contrasting opinions: a direct equation to success

In our program, learning is not a linear process, but rather a spiral (learn, unlearn, forget, and re-learn). Therefore, we combine each of these elements concentrically.

The overall score obtained by TECH's learning system is 8.01, according to the highest international standards.



This program offers the best educational material, prepared with professionals in mind:



Study Material

All teaching material is produced by the specialists who teach the course, specifically for the course, so that the teaching content is highly specific and precise.

These contents are then applied to the audiovisual format, to create the TECH online working method. All this, with the latest techniques that offer high quality pieces in each and every one of the materials that are made available to the student.



Surgical Techniques and Procedures on Video

TECH introduces students to the latest techniques, the latest educational advances and to the forefront of current medical techniques. All of this in direct contact with students and explained in detail so as to aid their assimilation and understanding. And best of all, you can watch the videos as many times as you like.



Interactive Summaries

The TECH team presents the contents attractively and dynamically in multimedia lessons that include audio, videos, images, diagrams, and concept maps in order to reinforce knowledge.

This exclusive educational system for presenting multimedia content was awarded by Microsoft as a "European Success Story".



Additional Reading

Recent articles, consensus documents and international guidelines, among others. In TECH's virtual library, students will have access to everything they need to complete their course.





Expert-Led Case Studies and Case Analysis

Effective learning ought to be contextual. Therefore, TECH presents real cases in which the expert will guide students, focusing on and solving the different situations: a clear and direct way to achieve the highest degree of understanding.



Testing & Retesting

We periodically evaluate and re-evaluate students' knowledge throughout the program, through assessment and self-assessment activities and exercises, so that they can see how they are achieving their goals.



Classes

There is scientific evidence on the efficacy of learning by observing experts. The system known as Learning from an Expert strengthens knowledge and memory, and generates confidence in future difficult decisions.



Quick Action Guides

TECH offers the most relevant contents of the course in the form of worksheets or quick action guides. A synthetic, practical, and effective way to help students progress in their learning.



05 Certificate

The Postgraduate Certificate in Diagnosis and Treatment of Fungal Diseases guarantees you, in addition to the most rigorous and up-to-date training, access to a Postgraduate Certificate issued by TECH Technological University.



“

*Successfully complete this program
and receive your university degree
without travel or laborious paperwork”*

This **Postgraduate Certificate in Diagnosis and Treatment of Fungal Diseases** contains the most complete and up-to-date scientific program on the market.

After the student has passed the assessments, they will receive their corresponding **Postgraduate Certificate** issued by **TECH Technological University** via tracked delivery*.

The diploma issued by **TECH Technological University** will reflect the qualification obtained in the Postgraduate Certificate, and meets the requirements commonly demanded by labor exchanges, competitive examinations, and professional career evaluation committees.

Title: **Postgraduate Certificate in Diagnosis and Treatment of Fungal Diseases**

Official N° of hours: **100 h.**



*Apostille Convention. In the event that the student wishes to have their paper diploma issued with an apostille, TECH EDUCATION will make the necessary arrangements to obtain it, at an additional cost.

future

health

confidence people

education

information tutors

guarantee accreditation teaching

institutions technology learning

community commitment

tech technological
university

personalized service innovation

knowledge present Of Fungal Diseases

online training

development language

virtual classroom

Postgraduate Certificate Diagnosis and Treatment Of Fungal Diseases

- » Modality: online
- » Duration: 6 weeks
- » Certificate: TECH Technological University
- » Dedication: 16h/week
- » Schedule: at your own pace
- » Exams: online

Postgraduate Certificate

Diagnosis and Treatment of Fungal Diseases