

Postgraduate Certificate

Cerebral and Leptomeningeal Metastases Management





Postgraduate Certificate Cerebral and Leptomeningeal Metastases Management

- » Modality: online
- » Duration: 6 weeks
- » Certificate: TECH Technological University
- » Dedication: 16h/week
- » Schedule: at your own pace
- » Exams: online

Website: www.techtute.com/us/medicine/postgraduate-certificate/cerebral-leptomeningeal-metastases-management

Index

01

Introduction

p. 4

02

Objectives

p. 8

03

Course Management

p. 12

04

Structure and Content

p. 22

05

Methodology

p. 26

06

Certificate

p. 34

01

Introduction

The field of Neuro-Oncology is evolving rapidly, with promising ongoing research that has the potential to influence clinical management in the short- to medium-term future. Many important advances have been reported recently, and other promising research will substantially impact the field in the coming years, especially in the areas of high-grade gliomas and brain metastases. This program presents an overview of the current state of the field, highlighting the most recent key advances that will influence clinical management.





“

Get up to date with a high-quality multimedia syllabus that covers the management of infectious, cardiovascular, endocrinological and nutritional comorbidities of neurological cancer”

Prevention and early detection of neurological pathologies, especially those involving cognitive impairment, can be a crucial advantage in dealing with systemic cancer complications. Likewise, having modern scientific postulates that address complications such as Hydrocephalus or Intracranial Hypertension is an important starting point for the constant updating of specialists in this field.

This Postgraduate Certificate covers, precisely, the most important neurological and medical complications in the field of Neuro-Oncology. Accompanied by professionals with experience and expertise in the field of Oncology, Neurology and Neurosurgery, specialists will have access to first-class theoretical material. In addition, students will have video summaries, real case studies and detailed videos for each of the topics covered throughout this program.

An excellent opportunity to get up to date without having to be restricted by face-to-face classes or fixed schedules. As it is entirely online, specialists decide how to distribute the entire teaching load, being able to adapt it to their own pace of life or personal interests.



Update your knowledge through this Postgraduate Certificate in Cerebral and Leptomeningeal Metastases Management

This **Postgraduate Certificate in Cerebral and Leptomeningeal Metastases Management** contains the most complete and up-to-date scientific program on the market. Its most notable features are:

- The development of more than 75 clinical cases presented by experts in Cerebral and Leptomeningeal Metastases Management
- The graphic, schematic, and practical contents with which they are created provide scientific and practical information on the disciplines that are essential for professional practice
- Diagnostic-therapeutic developments on assessment, diagnosis, and treatment in Cerebral and Leptomeningeal Metastases Management It contains practical exercises where the self-assessment process can be carried out to improve learning
- Iconography of clinical and diagnostic imaging tests
- An algorithm-based interactive learning system for decision-making in the clinical situations presented throughout the course
- With special emphasis on evidence-based medicine and research methodologies in Cerebral and Leptomeningeal Metastases Management
- All of this will be complemented by theoretical lessons, questions to the expert, debate forums on controversial topics, and individual reflection assignments
- Content that is accessible from any fixed or portable device with an Internet connection

“

This Postgraduate Certificate is the best investment you can make when selecting a refresher program, for two reasons: in addition to updating your knowledge in Cerebral and Leptomeningeal Metastases Management, you will obtain a qualification from TECH Technological University"

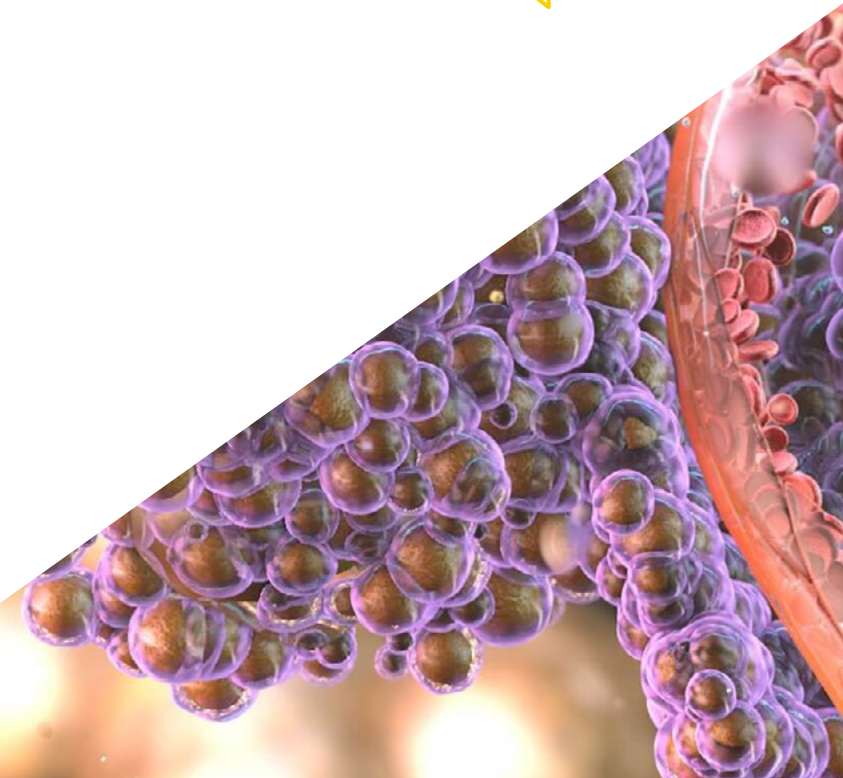
The teaching staff includes professionals from the field of Cerebral and Leptomeningeal Metastases Management, who contribute their experience to this program, as well as renowned specialists from leading scientific societies.

The multimedia content developed with the latest educational technology will provide professionals with situated and contextual learning, i.e., a simulated environment that will provide an immersive program to learn in real situations.

This program's design focuses on Problem-Based Learning, through which doctors must try to solve the different professional practice situations that arise during the academic year. For this purpose, doctors will be assisted by an innovative interactive video system created by renowned and experienced experts in the field of Cerebral and Leptomeningeal Metastases Management with extensive teaching experience.

Increase your decision-making confidence by updating your knowledge through this Postgraduate Certificate.

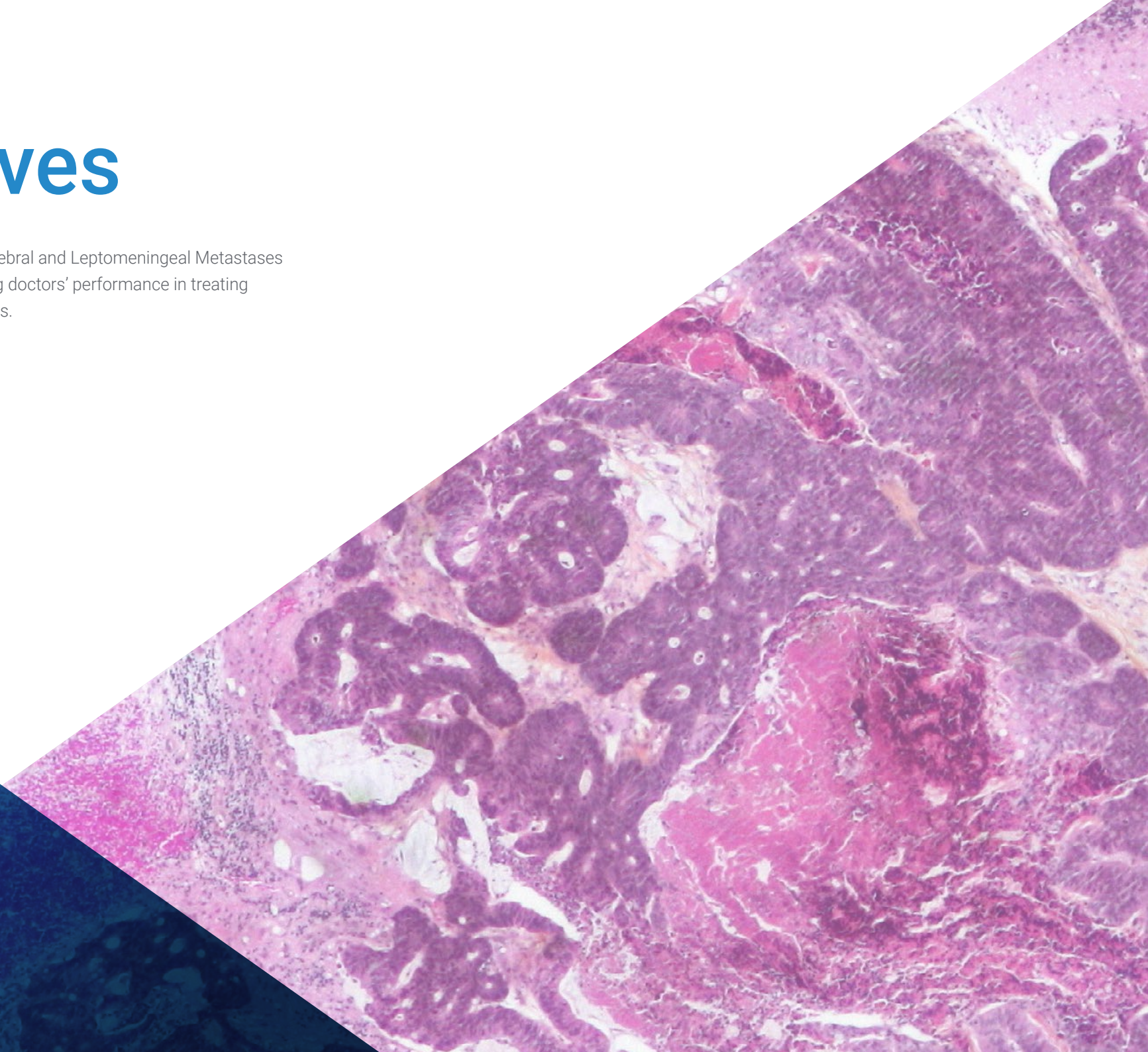
Take the opportunity to learn about the latest advances in Cerebral and Leptomeningeal Metastases Management and improve patient care.



02

Objectives

The Postgraduate Certificate in Cerebral and Leptomeningeal Metastases Management is aimed at facilitating doctors' performance in treating neurological oncological pathologies.





“

This Postgraduate Certificate is designed to update your knowledge of Cerebral and Leptomeningeal Metastases Management, with the use of the latest educational technology, to contribute quality and safety to decision making, diagnosis, treatment and patient support”

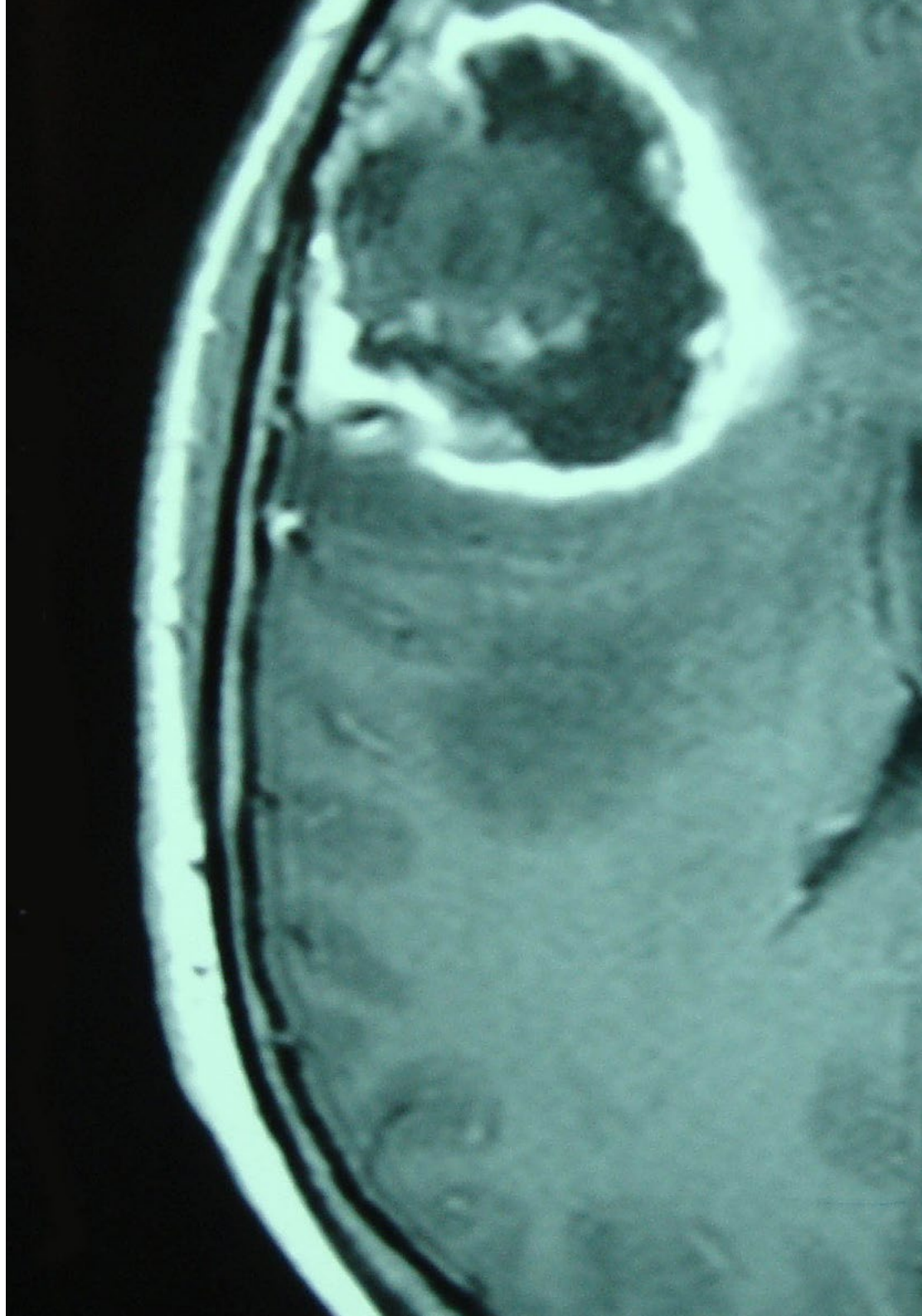


General Objective

- Create a global and up-to-date vision of Cerebral and Leptomeningeal Metastases Management in all its aspects, allowing students to acquire useful knowledge while they generate interest in expanding the information and discovering its application in their daily practice



Make the most of this opportunity and take the leap to get up to date on the latest developments in Neurologic Oncology”





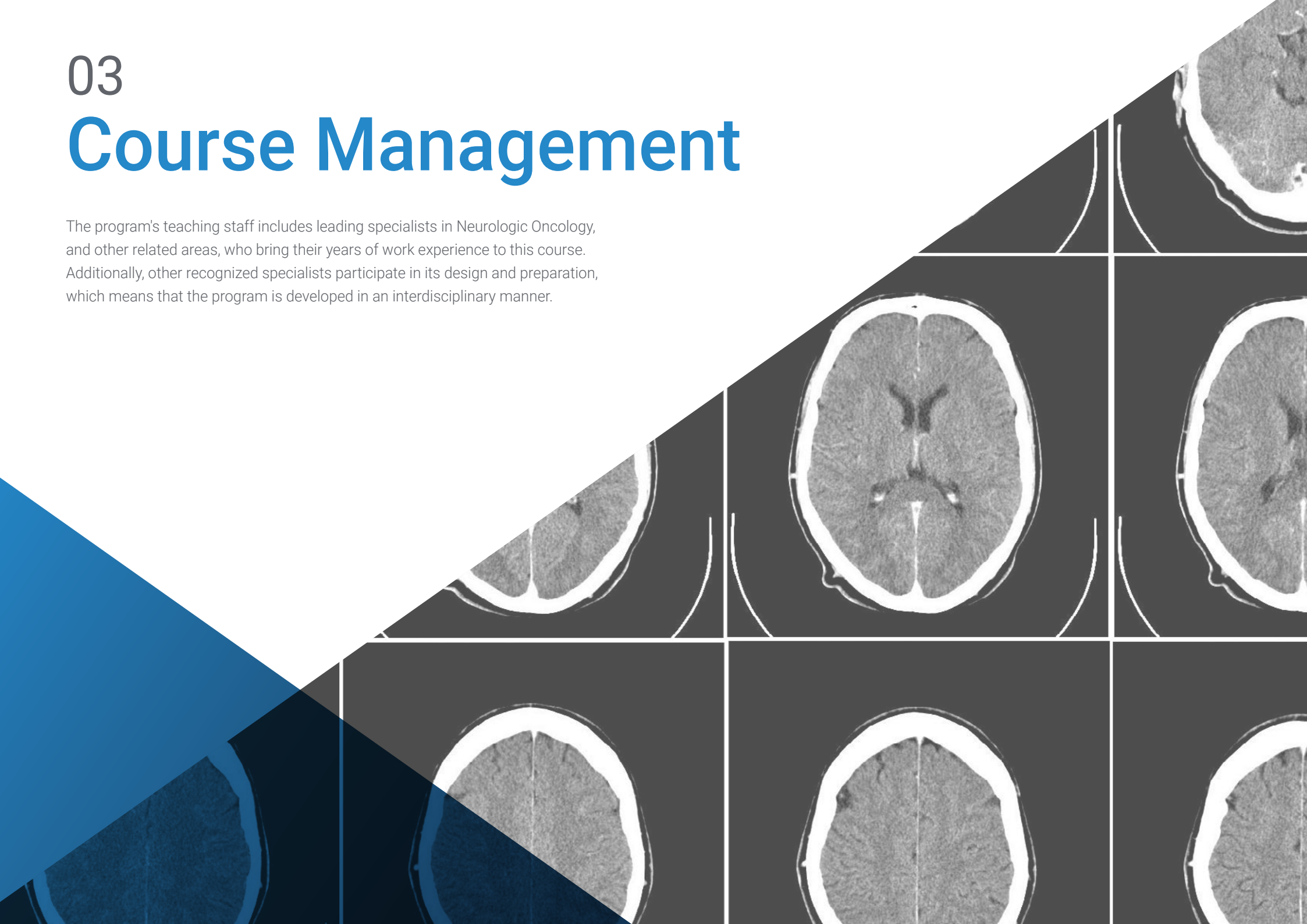
Specific Objectives

- Develop new immunotherapy treatments concerning brain metastases
- Understand the role of chemotherapy in the treatment of brain metastases

03

Course Management

The program's teaching staff includes leading specialists in Neurologic Oncology, and other related areas, who bring their years of work experience to this course. Additionally, other recognized specialists participate in its design and preparation, which means that the program is developed in an interdisciplinary manner.



“

Learn about the latest procedure advances in the field of Cerebral and Leptomeningeal Metastases Management from leading professionals”

Management



Dr. Oruezábal Moreno, Mauro Javier

- ♦ Head of the medical Oncology Service at La Paz University Hospital since 2017
- ♦ Research Associate at the University of Southampton
- ♦ Master's Degree in Bioinformatics and Biostatistics UOC-UB
- ♦ Master's Degree in Bioinformatics Analysis, Pablo de Olavide University
- ♦ Doctor of Medicine from the Complutense University of Madrid. Grade: Outstanding Cum Laude
- ♦ Member of the Spanish Society of Medical Oncology and GEINO Group (Spanish Research Group in Neurooncology)
- ♦ Specialist in Medical Oncology, University Hospital San Carlos of Madrid
- ♦ Degree in Medicine and Surgery, Navarra University



Dr. Perez Martínez, David

- ♦ Head of the Neurology Department of the "12 de Octubre" University Hospital
- ♦ Associate Professor in Medicine at the Complutense University of Madrid
- ♦ Director of the Neurowikia.com portal
- ♦ University Specialist in Evidence-Based Medicine by the UNED (UNED)
- ♦ University Specialist in Probability and Statistics in Medicine by the UNED
- ♦ MIR specialist in Neurology at Hospital Universitario, 12 de Octubre
- ♦ Degree in Medicine from the Complutense University of Madrid



Dr. Lagares Gómez Abascal, Alfonso

- ◆ Head of Neurosurgery Department, University Hospital 12 de Octubre
- ◆ Associate Professor of Neurosurgery, Complutense University of Madrid
- ◆ Accredited as Full University Professor of Health Sciences. ANECA
- ◆ Master's Degree in Medical and Clinical Management from the National School of Health
- ◆ Doctor of Medicine from the Autonomous University Madrid. Outstanding Doctoral Thesis Award
- ◆ Specialist (MIR) in Neurosurgery, University Hospital 12 de Octubre
- ◆ Degree in Medicine and Surgery from the Autonomous University of Madrid

Professors

Dr. Dueñas Porto, Marta

- ◆ Physician at the Molecular Oncology Unit, CIEMAT, 12 de Octubre Research Institute, Madrid

Dr. Paramio Gonzalez, Jesús María

- ◆ Physician at the Molecular Oncology Unit, CIEMAT, 12 de Octubre Research Institute, Madrid

Dr. Velastegui Ordoñez, Alejandro

- ◆ Medical Oncology Department, Hospital Universitario Rey Juan Carlos, Madrid, Spain

Dr. García Pérez, Daniel

- ◆ Neurosurgery Service, University Hospital 12 de Octubre, Madrid

Dr. Hernández Laín, Aurelio

- ◆ Anatomic Pathology Service at the Hospital Universitario 12 de Octubre, Madrid

Dr. Toldos González, Oscar

- ◆ Anatomic Pathology Service at the Hospital Universitario 12 de Octubre, Madrid

Dr. Astudillo González, Aurora

- ◆ Anatomic Pathology Service
- ◆ Associate Professor at the University of Oviedo linked to the Central University Hospital of Asturias
- ◆ Scientific Director of the Principality of Asturias Biobank

Dr. De las Peñas Bataller, Ramón

- ♦ Hospital Provincial de Castellón

Dr. Ribalta, Teresa

- ♦ Head of the Anatomy and Pathology Department, Sant Joan de Déu Hospital, Barcelona, Spain
- ♦ Consultant in the Anatomic Pathology Service at Hospital Clínic
- ♦ Professor of Pathology at the University of Barcelona.

Dr. Vidal, Noemí

- ♦ Anatomic Pathology Service at Bellvitge Hospital

Dr. Rueda Fernández, Daniel

- ♦ Research Unit of the Hospital Universitario 12 de Octubre, Madrid

Dr. López López, Rafael

- ♦ Head of the Medical Oncology Department, Complejo Hospitalario Universitaria de Santiago de Compostela
- ♦ Translational Medical Oncology Group Health Research Institute

Dr. Martín Medina, Patricia

- ♦ Head of Radiodiagnosics Service, University Hospital 12 de Octubre, Madrid

Dr. Salvador Álvarez, Elena

- ♦ Head of Radiodiagnosics Service, University Hospital 12 de Octubre, Madrid

Dr. Koren Fernández, Laura

- ♦ Head of Radiodiagnosics Service, University Hospital 12 de Octubre, Madrid

Dr. Ramos González, Ana

- ♦ Head of Radiodiagnosics Service, University Hospital 12 de Octubre, Madrid

Dr. Romero Coronado, Juan

- ♦ Head of Radiodiagnosics Service, University Hospital 12 de Octubre, Madrid

Dr. Hilario Barrio, Amaya

- ♦ Head of Radiodiagnosics Service, University Hospital 12 de Octubre, Madrid

Dr. Jover Diaz, Raquel

- ♦ Nuclear medicine at the Rey Juan Carlos University Hospital in Móstoles, Spain

Dr. Blanco, Juan Antonio

- ♦ Radiodiagnosics Department, Infanta Cristina University Hospital

Dr. Ruiz Solís, Sebastián

- ♦ Nuclear Medicine Service at the Hospital Universitario 12 de Octubre, Madrid

Dr. Gómez Grande, Adolfo

- ♦ Nuclear Medicine Service at the Hospital Universitario 12 de Octubre, Madrid

Dr. Jiménez Roldán, Luis

- ♦ Neurosurgery Service, University Hospital 12 de Octubre, Madrid

Dr. Osejo Altamirano, Vanesa

- ♦ Neurophysiology Service, University Hospital 12 de Octubre, Madrid

Dr. Iglesias, Lorena

- ♦ Neurophysiology Service, University Hospital 12 de Octubre, Madrid

Dr. Pérez Nuñez, Ángel

- ♦ Neurosurgery Service, University Hospital 12 de Octubre, Madrid

Dr. González León, Pedro Juan

- ♦ Neurosurgery Service, University Hospital 12 de Octubre, Madrid

Dr. Navarro Main, Blanca

- ♦ Neuropsychology Service, University Hospital 12 de Octubre, Madrid

Dr. Dualde Beltrán, Diego

- ♦ Hospital Clínico Universitario de Valencia in the Radiation Oncology Department

Dr. Gómez Aparicio, Marian

- ♦ Hospital General de Ciudad Real in the Radiation Oncology Department

Dr. Sánchez Rubio, Javier

- ♦ Pharmacy Department, Getafe University Hospital

Dr. Bruna Escuer, Jordi

- ♦ Neurology Service at Duran i Reynals Hospital. L'Hospital de Llobregat

Dr. Ruiz, Eva

- ♦ Account and Research Director at Ipsos Healthcare

Dr. Zazpe, Idoya

- ♦ Neurosurgery Service at the Navarra Hospital Complex

Dr. García Romero, Juan Carlos

- ♦ Neurosurgery Service of the Navarra Hospital Complex

Dr. Sepulveda, Juan Manuel

- ♦ Neurologist specializing in neuro-oncology at the Ruber Internacional Hospital
- ♦ Canary Islands Health of Medical Oncology, 12 de Octubre University Hospital, Madrid

Dr. Martín Munarriz, Pablo

- ♦ Neurosurgery Service, University Hospital 12 de Octubre, Madrid

Dr. Paredes Sansinenea, Igor

- ♦ Neurosurgery Service, University Hospital 12 de Octubre, Madrid

Dr. Pardo Moreno, Javier

- ♦ Head of the Neurology Department at the Hospital Universitario Rey Juan Carlos

Dr. Martín Soberón, Mari Cruz

- ♦ Canary Islands Health of Medical Oncology, 12 de Octubre University Hospital, Madrid

Dr. Simó Parra, Marta

- ♦ Neurology Department, Bellvitge University Hospital

Dr. Mañe Martínez, Juan Manuel

- ♦ Medical Oncology Department. Cruces University Hospital of Bilbao

Dr. Pérez Altozano, Javier

- ♦ Canary Islands Health of Medical Oncology, Virgen de los Lirios Hospital, Alcoy

Dr. Burón Fernández, María del Rosario

- ♦ Internal Medicine Department, Infanta Cristina University Hospital

Dr. Azkona Uribebarrea, Eider

- ♦ Medical Oncology Service at Cruces University Hospital in Bilbao

Dr. Coloma Palomar, Virginia

- ♦ Degree in Medicine and Surgery
- ♦ Medical Oncology Service at the Hospital Clínico San Carlos in the Medical Oncology Service

Dr. Castaño-León, Ana María

- ♦ Neurosurgery Service, University Hospital 12 de Octubre, Madrid

Dr. Pascual Martín, Beatriz

- ♦ Neurosurgery Service, University Hospital 12 de Octubre, Madrid

Dr. Baro Fernández, María

- ♦ Pediatric Hemato-Oncology at the Hospital Universitario 12 de Octubre in Madrid

Dr. Pérez Alonso, Vanesa

- ♦ Pediatric Hemato-Oncology at the Hospital Universitario 12 de Octubre in Madrid

Dr. Guerra García, Pilar

- ♦ Pediatric Hemato-Oncology at the Hospital Universitario 12 de Octubre in Madrid

Dr. Camacho Salas, Ana

- ♦ Neurology Service, University Hospital 12 de Octubre, Madrid

Dr. Grande García, Carlos

- ♦ Hematology Service, University Hospital 12 de Octubre, Madrid

Dr. Fernandez Alén, Jose A.

- ♦ Neurosurgery Service, University Hospital 12 de Octubre, Madrid

Dr. Andrés Conejero, Raquel

- ♦ Medical Oncology Service at Hospital Clínico Universitario Lozano Blesa

Dr. Iranzo Gómez, Patricia

- ♦ Medical Oncology Service at Hospital Clínico Universitario Lozano Blesa

Dr. Fernández Ruiz, Alexia

- ♦ Medical Oncology Service at Hospital Clínico Universitario Lozano Blesa

Dr. Quilez Bielsa, Elisa

- ♦ Medical Oncology Service at Hospital Clínico Universitario Lozano Blesa. Zaragoza

Dr. Panero Perez, Irene

- ♦ Neurosurgery Service, University Hospital 12 de Octubre, Madrid

Dr. Eiriz Fernández, Carla

- ♦ Neurosurgery Service, University Hospital 12 de Octubre, Madrid

Dr. Quintanar Verdúquez, Teresa

- ♦ Medical Oncology Service at the General University Hospital of Elche

Dr. Márquez Rodas, Iván

- ♦ Medical Oncology Service at the Gregorio Marañón University Hospital in Madrid

Dr. Gonzalez de la Aleja, Jesús

- ♦ Attending Physician Neurology Service, University Hospital 12 de Octubre, Madrid



Dr. Bermejo Guerrero, Laura

- ♦ MIR 3. Neurology Service, University Hospital 12 de Octubre, Madrid

Dr. Calleja Salas, Patricia

- ♦ Neurology Service, University Hospital 12 de Octubre, Madrid

Dr. Rábano Suarez, Pablo

- ♦ Neurology Service, University Hospital 12 de Octubre, Madrid

Dr. Ortega Casarrubios, María Ángeles

- ♦ Neurology Service, University Hospital 12 de Octubre, Madrid

Dr. Rodríguez López, Claudia

- ♦ Neurology Service, University Hospital 12 de Octubre, Madrid

Dr. Ballesteros Plaza, Loreto

- ♦ Neurology Section of the Infanta Cristina University Hospital

Dr. Moreno García, Sara

- ♦ Neurology Service, University Hospital 12 de Octubre, Madrid

Dr. Labiano Fontcuberta, Andrés

- ♦ Neurology Service, University Hospital 12 de Octubre, Madrid

Dr. Galán Sánchez-Seco, Victoria

- ♦ Neurology Service, University Hospital 12 de Octubre, Madrid

Dr. Panadés de Oliveira, Luísa

- ♦ Neurology Service, University Hospital 12 de Octubre, Madrid

Dr. López Blanco, Roberto

- ♦ Neurology Service, University Hospital 12 de Octubre, Madrid

Dr. Gonzalo, Juan Francisco

- ♦ Neurology Service, University Hospital 12 de Octubre, Madrid

Dr. Uriarte, David

- ♦ Neurologist at the Neurology Department of the Hospital 12 de Octubre

Dr. Sánchez Sánchez, Carmen

- ♦ Neurology Service, University Hospital 12 de Octubre, Madrid

Dr. Martín García, Hugo

- ♦ Neurology Section of the Infanta Cristina University Hospital

Dr. Herrero San Martín, Alejandro

- ♦ Neurology Service, University Hospital 12 de Octubre, Madrid

Dr. Domínguez González, Cristina

- ♦ Neurology Service, University Hospital 12 de Octubre, Madrid

Dr. Puente Muñoz, Ana Isabel

- ♦ Neurophysiology Service at the Red Cross Hospital

Dr. Sánchez Tejerina, Daniel

- ♦ Neurology Service, University Hospital 12 de Octubre, Madrid

Dr. González Sánchez, Marta

- ♦ Neurology Service, University Hospital 12 de Octubre, Madrid

Dr. León Ruiz, Moisés

- ♦ Neurology Service at the Hospital Universitario del Sureste

Dr. Benito-León, Julián

- ♦ Neurology Service, University Hospital 12 de Octubre, Madrid

Dr. Garzo Caldas, Nicolás

- ♦ Neurology Service, University Hospital 12 de Octubre, Madrid

Dr. Domingo Santos, Ángela

- ♦ Neurology Service, University Hospital 12 de Octubre, Madrid

Dr. Guerrero Molina, María Paz

- ♦ Neurology Service, University Hospital 12 de Octubre, Madrid

Dr. Méndez Guerrero, Antonio

- ♦ Neurology Service, University Hospital 12 de Octubre, Madrid

Dr. Yebra Fernández, Eva

- ♦ Diagnostic hematology oncology service at Hammersmith Hospital in London

Dr. Llamas Velasco, Sara

- ♦ Neurology Service, University Hospital 12 de Octubre, Madrid

Dr. Saiz Díaz, Rosa Ana

- ♦ Neurology Service, University Hospital 12 de Octubre, Madrid

Dr. Arcediano del Amo, Alberto

- ♦ Medical Oncology Service at the General University Hospital of Guadalajara

Dr. Villarejo Galende, Alberto

- ♦ Neurology Service, University Hospital 12 de Octubre, Madrid

Dr. Puertas Martín, Verónica

- ♦ Neurology Service Neuropsychology University Hospital 12 de Octubre, Madrid

Dr. Díaz Guzmán, Jaime

- ♦ Neurology Service, University Hospital 12 de Octubre, Madrid

Dr. Martínez-Salio, Antonio

- ♦ Neurology Service, University Hospital 12 de Octubre, Madrid

Dr. Ruíz Ortiz, Mariano

- ♦ Neurology Service, University Hospital 12 de Octubre, Madrid

Dr. De la Morena Vicente, Maria Asunción

- ♦ Neurology Section of the Infanta Cristina University Hospital

Dr. Sánchez Tornero, Mario

- ♦ Neurology Service, University Hospital 12 de Octubre, Madrid

Dr. Simarro, Ana

- ♦ Neurology Service, University Hospital 12 de Octubre, Madrid

Dr. Ostos, Fernando

- ♦ Neurology Service, University Hospital 12 de Octubre, Madrid

Dr. Blanco Palmero, Victor

- ♦ Neurology Service, University Hospital 12 de Octubre, Madrid

Dr. Sancho, Aintzane

- ♦ Medical Oncology Service at Cruces University Hospital in Bilbao

Dr. Yebra Yebra, Miguel

- ♦ Department of Internal Medicine, Rey Juan Carlos University Hospital

Dr. Botella Romero, Francisco

- ♦ Head of Endocrinology and Nutrition Service at the Gerencia de Atención Integrada of Albacete

Dr. Mejías Estevez, Manuel

- ♦ UGC Oncology and Palliative Care, Jerez Hospital

Dr. Vicente Martín, Cristina

- ♦ Department of Internal Medicine, from Rey Juan Carlos University Hospital. of Madrid

Dr. Carrillo, Esteban

- ♦ Antares Consulting

Dr. Weber Sánchez, Alejandro

- ♦ School of Bioethics, Universidad Anáhuac, Naucalpan de Juárez, Mexico

Dr. Olivas Varela, José Ángel

- ♦ Deputy Director, Department of Information Technologies and Systems, Higher School of Computer Science

Dr. Perdices Ramírez, Javier

- ♦ eHealth Director at Artica Telemedicina - CMC Group

Dr. Cabrera Gonzalez, Miguel Luis

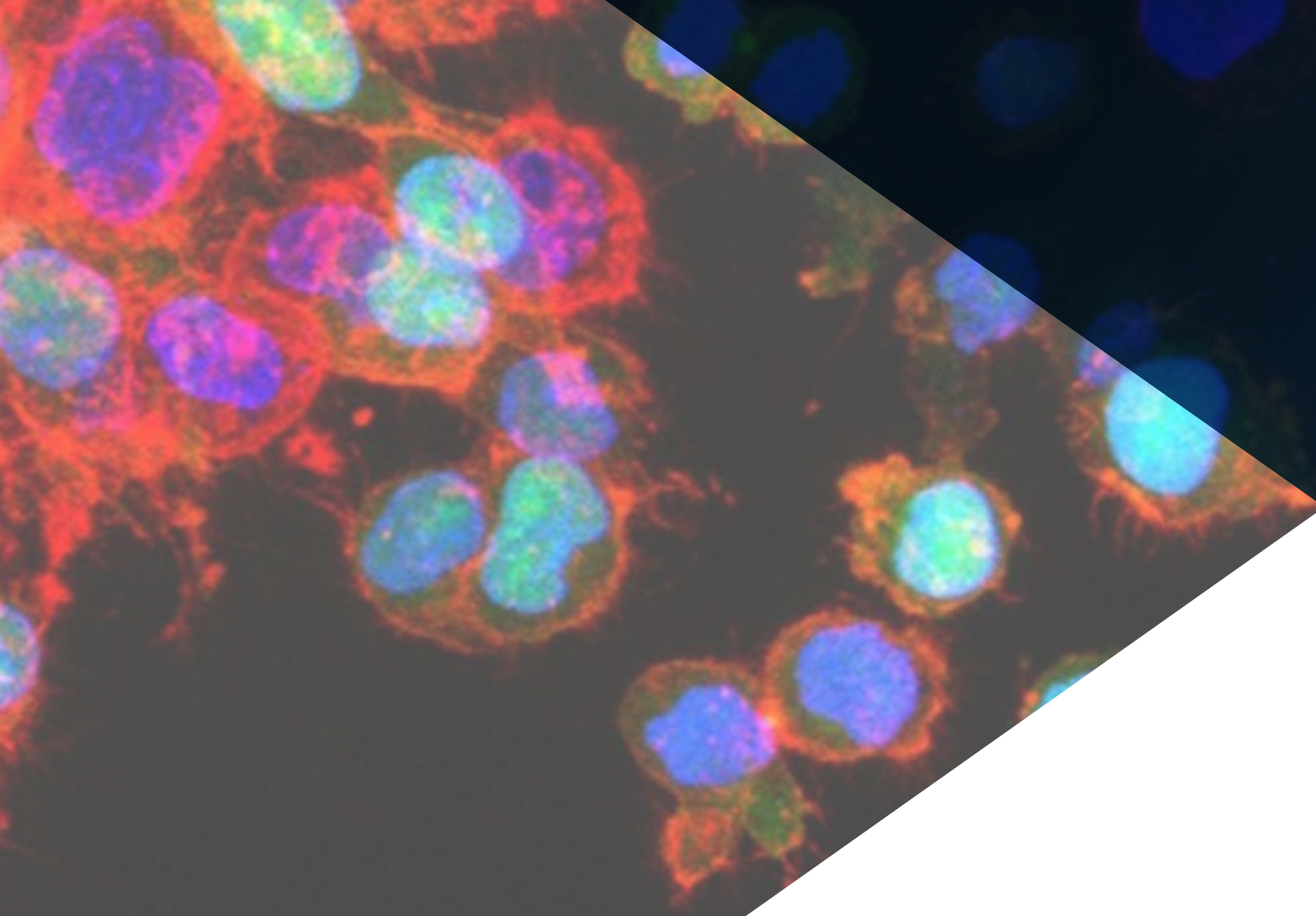
- ♦ Head of IT Hospital Universitario Son Espases

04

Structure and Content

The structure of the contents has been designed by a team of professionals from leading hospitals and universities, who are aware of the relevance in current knowledge to intervene in the diagnosis and treatment of Cerebral and Leptomeningeal Metastases Management, and are committed to quality teaching through new educational technologies.



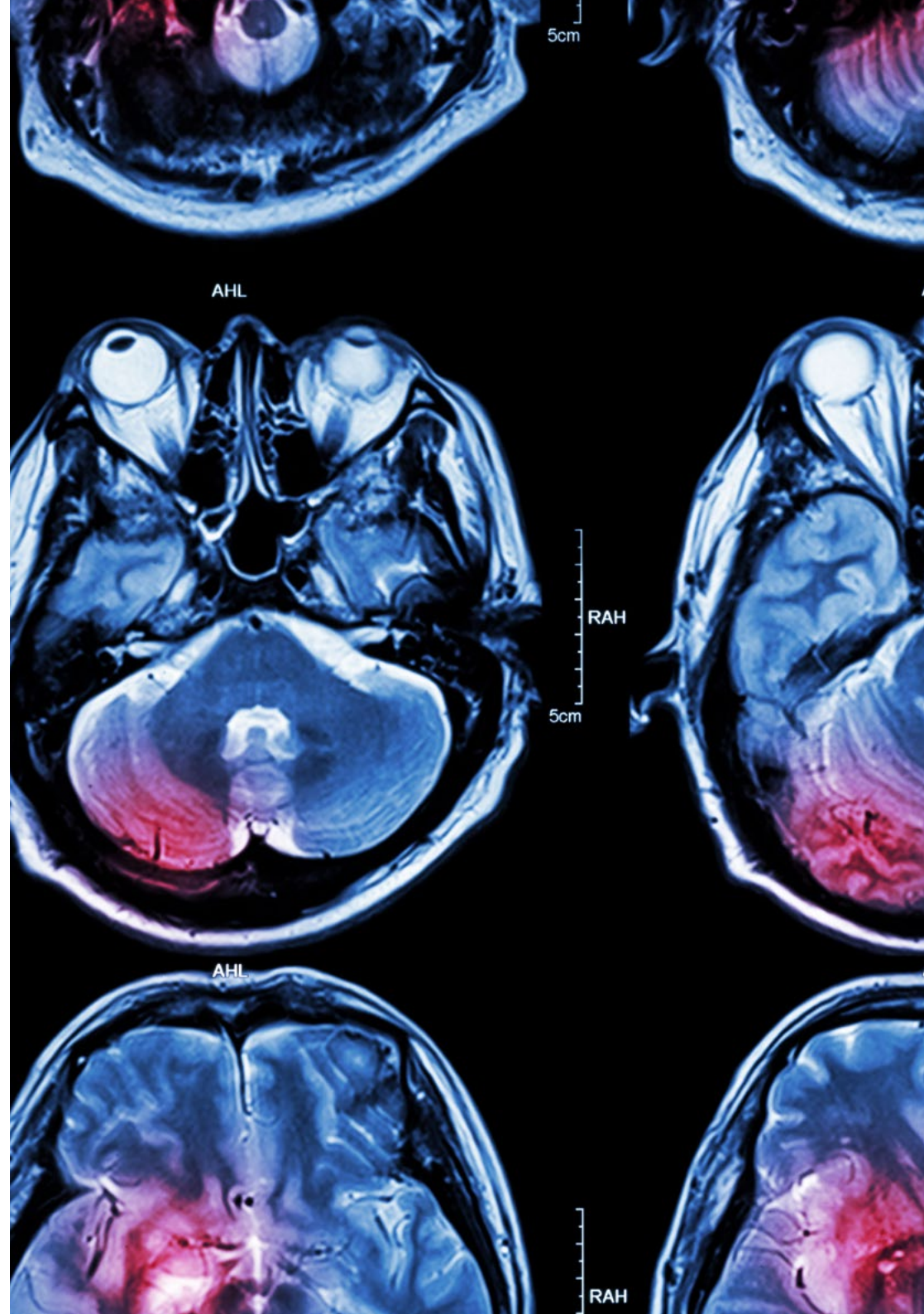


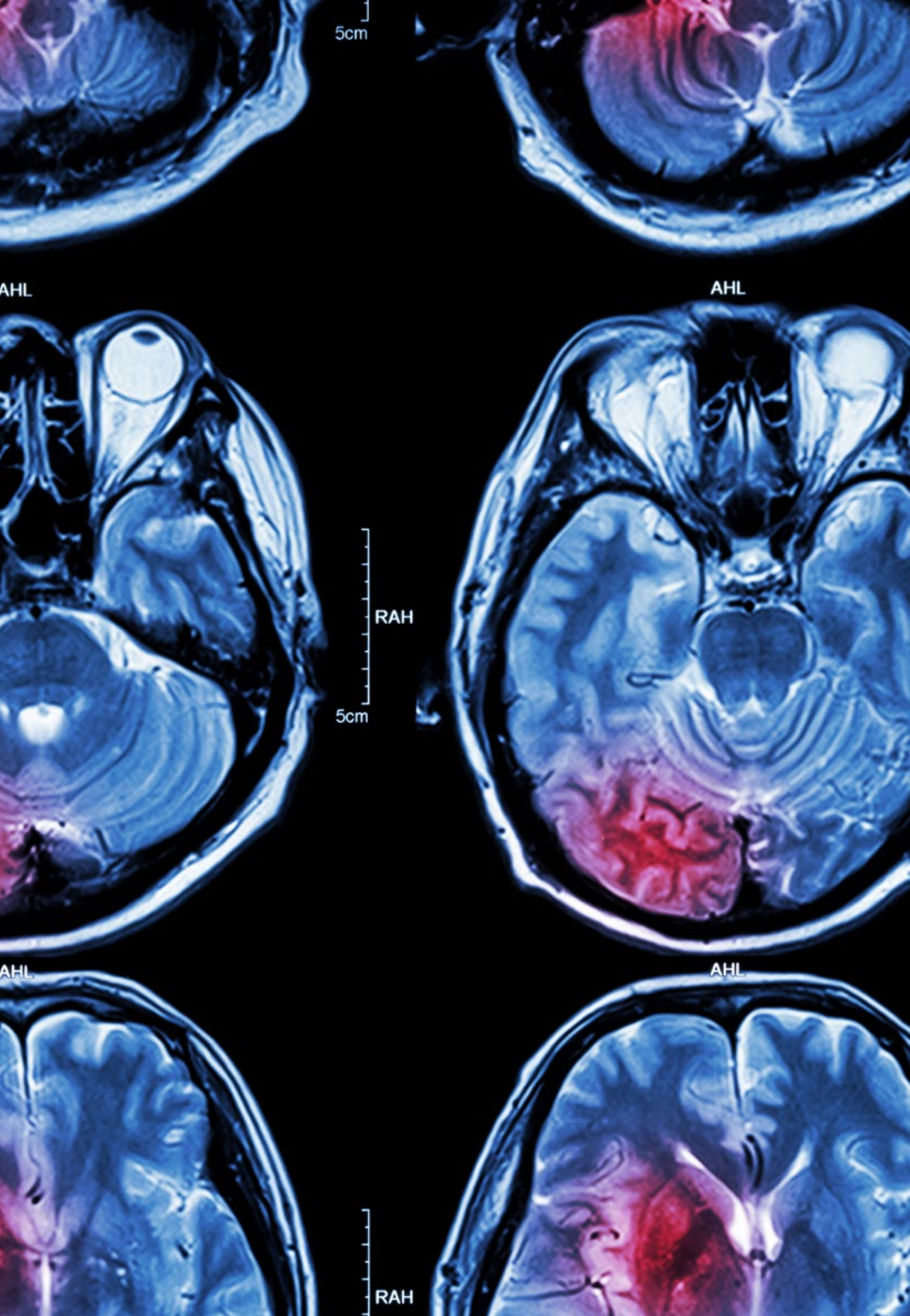
“

This Postgraduate Certificate in Cerebral and Leptomeningeal Metastases Management contains the most complete and up-to-date scientific program on the market”

Module 1. Cerebral and Leptomeningeal Metastases

- 1.1. Diagnostic and Therapeutic Algorithm for Brain Metastases
- 1.2. Role of Surgery and Radiosurgery in the Treatment of Brain Metastases
- 1.3. The Role of Chemotherapy in the Treatment of Cerebral Metastases
- 1.4. Immunotherapy of Brain Metastases
- 1.5. Leptomeningeal Metastases as a Complication of Systemic Tumors
- 1.6. Spinal Cord Involvement as a Complication of Systemic Tumors
 - 1.6.1. Metastases in the Peripheral Nervous System as Complication of Systemic Tumors





“

A unique, key and decisive program to boost your professional development”

05

Methodology

This academic program offers students a different way of learning. Our methodology uses a cyclical learning approach: **Relearning**.

This teaching system is used, for example, in the most prestigious medical schools in the world, and major publications such as the **New England Journal of Medicine** have considered it to be one of the most effective.



“

Discover Relearning, a system that abandons conventional linear learning, to take you through cyclical teaching systems: a way of learning that has proven to be extremely effective, especially in subjects that require memorization"

At TECH we use the Case Method

What should a professional do in a given situation? Throughout the program, students will face multiple simulated clinical cases, based on real patients, in which they will have to do research, establish hypotheses, and ultimately resolve the situation. There is an abundance of scientific evidence on the effectiveness of the method. Specialists learn better, faster, and more sustainably over time.

With TECH you will experience a way of learning that is shaking the foundations of traditional universities around the world.



According to Dr. Gérvas, the clinical case is the annotated presentation of a patient, or group of patients, which becomes a "case", an example or model that illustrates some peculiar clinical component, either because of its teaching power or because of its uniqueness or rarity. It is essential that the case is based on current professional life, trying to recreate the real conditions in the physician's professional practice.

“

Did you know that this method was developed in 1912, at Harvard, for law students? The case method consisted of presenting students with real-life, complex situations for them to make decisions and justify their decisions on how to solve them. In 1924, Harvard adopted it as a standard teaching method”

The effectiveness of the method is justified by four fundamental achievements:

1. Students who follow this method not only achieve the assimilation of concepts, but also a development of their mental capacity, through exercises that evaluate real situations and the application of knowledge.
2. Learning is solidly translated into practical skills that allow the student to better integrate into the real world.
3. Ideas and concepts are understood more efficiently, given that the example situations are based on real-life.
4. Students like to feel that the effort they put into their studies is worthwhile. This then translates into a greater interest in learning and more time dedicated to working on the course.



Relearning Methodology

At TECH we enhance the case method with the best 100% online teaching methodology available: Relearning.

This university is the first in the world to combine the study of clinical cases with a 100% online learning system based on repetition, combining a minimum of 8 different elements in each lesson, a real revolution with respect to the mere study and analysis of cases.

Professionals will learn through real cases and by resolving complex situations in simulated learning environments. These simulations are developed using state-of-the-art software to facilitate immersive learning.



At the forefront of world teaching, the Relearning method has managed to improve the overall satisfaction levels of professionals who complete their studies, with respect to the quality indicators of the best online university (Columbia University).

With this methodology, more than 250,000 physicians have been trained with unprecedented success in all clinical specialties regardless of surgical load. Our pedagogical methodology is developed in a highly competitive environment, with a university student body with a strong socioeconomic profile and an average age of 43.5 years old.


Relearning will allow you to learn with less effort and better performance, involving you more in your specialization, developing a critical mindset, defending arguments, and contrasting opinions: a direct equation to success.

In our program, learning is not a linear process, but rather a spiral (learn, unlearn, forget, and re-learn). Therefore, we combine each of these elements concentrically.

The overall score obtained by TECH's learning system is 8.01, according to the highest international standards.



This program offers the best educational material, prepared with professionals in mind:



Study Material

All teaching material is produced by the specialists who teach the course, specifically for the course, so that the teaching content is highly specific and precise.

These contents are then applied to the audiovisual format, to create the TECH online working method. All this, with the latest techniques that offer high quality pieces in each and every one of the materials that are made available to the student.



Surgical Techniques and Procedures on Video

TECH introduces students to the latest techniques, the latest educational advances and to the forefront of current medical techniques. All of this in direct contact with students and explained in detail so as to aid their assimilation and understanding. And best of all, you can watch the videos as many times as you like.



Interactive Summaries

The TECH team presents the contents attractively and dynamically in multimedia lessons that include audio, videos, images, diagrams, and concept maps in order to reinforce knowledge.

This exclusive educational system for presenting multimedia content was awarded by Microsoft as a "European Success Story".



Additional Reading

Recent articles, consensus documents and international guidelines, among others. In TECH's virtual library, students will have access to everything they need to complete their course.





Expert-Led Case Studies and Case Analysis

Effective learning ought to be contextual. Therefore, TECH presents real cases in which the expert will guide students, focusing on and solving the different situations: a clear and direct way to achieve the highest degree of understanding.



Testing & Retesting

We periodically evaluate and re-evaluate students' knowledge throughout the program, through assessment and self-assessment activities and exercises, so that they can see how they are achieving their goals.



Classes

There is scientific evidence on the usefulness of learning by observing experts. The system known as Learning from an Expert strengthens knowledge and memory, and generates confidence in future difficult decisions.



Quick Action Guides

TECH offers the most relevant contents of the course in the form of worksheets or quick action guides. A synthetic, practical, and effective way to help students progress in their learning.



06 Certificate

This Postgraduate Certificate in Cerebral and Leptomeningeal Metastases Management guarantees you, in addition to the most rigorous and updated education, access to a Postgraduate Certificate issued by TECH Technological University.





“

*Successfully complete this program
and receive your university degree
without travel or laborious paperwork”*

This **Postgraduate Certificate in Cerebral and Leptomeningeal Metastases Management** contains the most complete and up-to-date scientific program on the market.

After the student has passed the assessments, they will receive their corresponding **Postgraduate Certificate** issued by **TECH Technological University** via tracked delivery*.

The diploma issued by **TECH Technological University** will reflect the qualification obtained in the Postgraduate Certificate, and meets the requirements commonly demanded by labor exchanges, competitive examinations, and professional career evaluation committees.

Title: **Postgraduate Certificate in Cerebral and Leptomeningeal Metastases Management**

Official N° of hours: **150 h.**



*Apostille Convention. In the event that the student wishes to have their paper diploma issued with an apostille, TECH EDUCATION will make the necessary arrangements to obtain it, at an additional cost.

health future
confidence people
education information tutors
guarantee accreditation teaching
institutions technology learning
community commitment
personalized service innovation
knowledge present
online training
development languages
virtual classroom



Postgraduate Certificate
Cerebral and Leptomeningeal
Metastases Management

- » Modality: online
- » Duration: 6 weeks
- » Certificate: TECH Technological University
- » Dedication: 16h/week
- » Schedule: at your own pace
- » Exams: online

Postgraduate Certificate

Cerebral and Leptomeningeal Metastases Management