

Postgraduate Certificate

Benign Liver Disease





Postgraduate Certificate Benign Liver Disease

- » Modality: online
- » Duration: 6 weeks
- » Certificate: TECH Technological University
- » Dedication: 16h/week
- » Schedule: at your own pace
- » Exams: online

Website: www.techtute.com/us/medicine/postgraduate-certificate/benign-liver-disease

Index

01

Introduction

p. 4

02

Objectives

p. 8

03

Course Management

p. 12

04

Structure and Content

p. 16

05

Methodology

p. 20

06

Certificate

p. 28

01

Introduction

International scientific evidence indicates that benign liver tumors are less common than malignant ones. However, their prevalence has reached significant values in certain populations and in specific age groups. Faced with these risks, physicians dedicated to this area of the body must have greater specialization and handle the latest diagnostic techniques. For this reason, TECH provides surgeons with a rigorous syllabus to update their praxis for the integral management of these pathologies. The syllabus also covers therapeutic options and describes the most efficient imaging tools. In addition, the academic itinerary has a 100% online methodology that guarantees students full access to its contents and total time flexibility.





“

You will delve into amoebic liver abscesses and their therapeutic management through this rigorous TECH program”

Early diagnosis of benign liver diseases carries several benefits for both patients and specialists. Mainly, this favors the application of the most appropriate treatment, alleviating the symptoms early and effectively. It also helps to prevent potential complications such as infections in the cyst infection. However, in the face of continuous technological progress in this area, professionals are challenged to keep abreast of these developments in order to implement the most innovative tools in their daily work. Their evaluations will therefore be more detailed and their monitoring will be more intensive.

In order to provide a rigorous update to specialists, TECH has developed this comprehensive program. During the program, students will delve into the diseases affecting the liver and the study of pathologies such as Biliary Papilloma and Adenomas. At the same time, the syllabus will describe the most advanced clinical evaluation strategies with the support of laboratory tests and specific imaging techniques. Also, the syllabus will allow physicians to approach less common liver tumors for evaluation. Graduates will gain a holistic perspective that will enable them to make informed decisions integrating both clinical and surgical aspects.

Moreover, to reinforce such content, the methodology of this program reinforces its innovative character. TECH offers a 100% online educational environment, tailored to the needs of professionals seeking to advance their careers. It also employs the Relearning methodology, based on the repetition of key concepts to fix knowledge and facilitate learning. In this way, the combination of flexibility and a robust pedagogical approach makes it highly accessible. Graduates will fulfill their objective of updating their knowledge while learning about the latest trends in the technology market.

This **Postgraduate Certificate in Benign Liver Disease** contains the most complete and up-to-date scientific program on the market. The most important features of the include:

- ♦ Practical cases presented by experts in Benign Liver Pathology
- ♦ The graphic, schematic, and practical contents with which they are created, provide scientific and practical information on the disciplines that are essential for professional practice
- ♦ The practical exercises where the self-evaluation process can be carried out to improve the learning process
- ♦ Its special emphasis on innovative methodologies
- ♦ Theoretical lessons, questions to the expert, debate forums on controversial topics, and individual reflection assignments
- ♦ Content that is accessible from any fixed or portable device with an Internet connection



You will analyze in detail the Hepatic Hydatidosis through the contents chosen by TECH, the best digital university in the world according to Forbes"

“

Do you want to update your knowledge on benign mesenchymal tumors? Achieve it in 6 weeks thanks to this innovative program”

The program’s teaching staff includes professionals from the sector who contribute their work experience to this educational program, as well as renowned specialists from leading societies and prestigious universities.

Its multimedia content, developed with the latest educational technology, will provide the professional with situated and contextual learning, i.e., a simulated environment that will provide an immersive education programmed to learn in real situations.

The design of this program focuses on Problem-Based Learning, by means of which the professional must try to solve the different professional practice situations that are presented throughout the academic course. For this purpose, the student will be assisted by an innovative interactive video system created by renowned experts.

A training with a 100% online methodology that easily adapts to your schedules and professional obligations.

You will achieve your objectives thanks to TECH’s didactic tools, including explanatory videos and interactive summaries.



02 Objectives

This university program will provide students with a holistic approach to the treatment of benign liver disease, integrating medical and surgical aspects. The academic pathway will promote informed decision making and patient-centered care through detailed analysis of clinical cases. In this way, students will master cutting-edge competencies and implement in their career paths the main trends in this health care field.





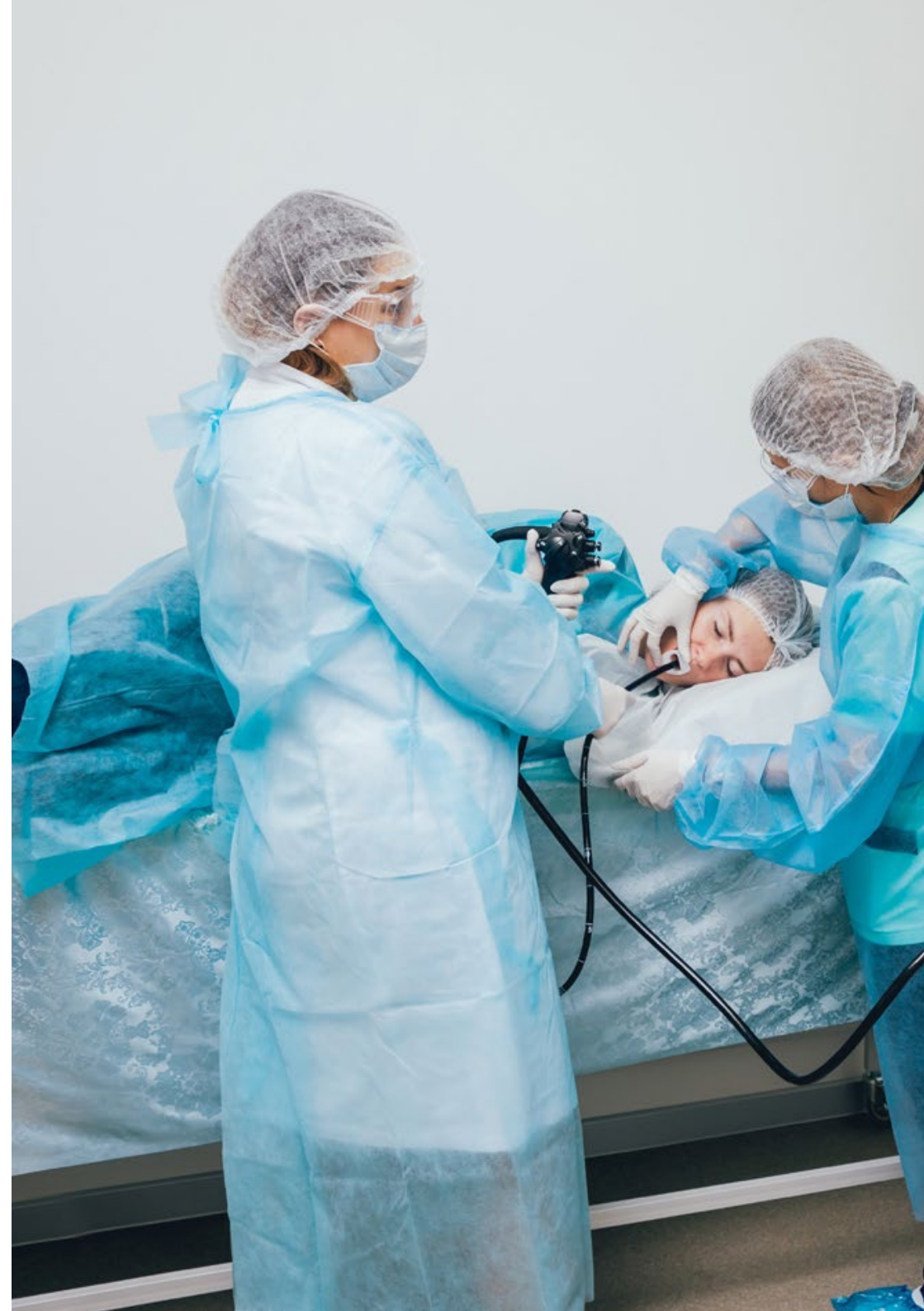
“

Thanks to the clinical cases chosen for this program, you will develop theoretical-practical competencies adjusted to the reality of the current healthcare context"



General Objectives

- ◆ Develop a thorough understanding of the normal anatomy of the liver, including vascular distribution, hepatic segmentation and anatomical relationships
- ◆ Establish a solid foundation in normal liver physiology to facilitate identification of pathologic deviations
- ◆ Establish a thorough understanding of the pathophysiology of benign liver diseases, including steatosis, chronic hepatitis, and other conditions
- ◆ Improve ethical decision making in the selection and application of diagnostic procedures, considering patient safety and welfare
- ◆ Stimulate interest in pancreatic disease research and promote constant updating on therapeutic and technological advances





Specific Objectives

- ◆ Establish a thorough understanding of the pathophysiology of benign liver diseases, including steatosis, chronic hepatitis, and other conditions
- ◆ Become familiar with diagnostic techniques specific to benign liver diseases, such as laboratory tests and imaging studies, for accurate assessment
- ◆ Identify potential complications associated with benign liver diseases and learn how to prevent and manage them effectively
- ◆ Encourage the integration of a holistic approach in the management of patients with benign liver disease, considering medical, psychosocial, and nutritional aspects
- ◆ Develop skills to educate patients about their condition, promoting active participation in their care and management
- ◆ Improve evidence-based clinical decision making skills, considering the individualization of treatment for each patient



*No rigid schedules or timetables:
this is what this program is like, where
TECH offers you professional excellence"*

03

Course Management

TECH, for this Postgraduate Certificate, has a teaching staff of international prestige. These specialists have extensive professional experience and are active specialists in highly renowned hospitals. In addition, they are characterized by a deep knowledge of Benign Liver Pathologies and master the most advanced technological resources in the health market. In this way, students have the guarantees they require to update their skills and acquire pioneering competencies in the development of quality health services.





“

A teaching staff made up of the best experts is within your reach in this Postgraduate Certificate"

Management



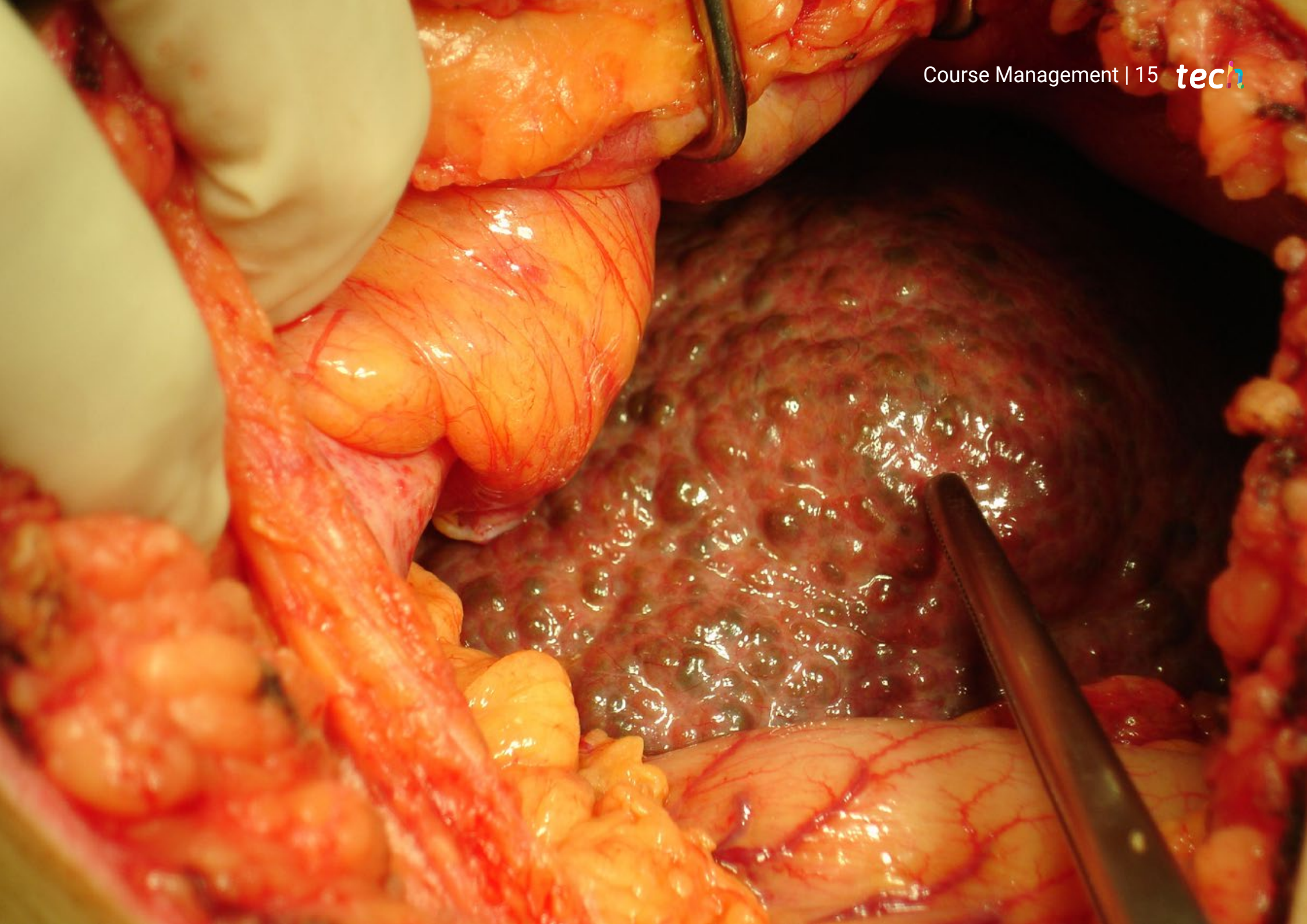
Dr. Al Shwely Abduljabar, Farah

- ♦ Head of the Hepatobiliopancreatic Surgery Unit of the University Hospital of Guadalajara
- ♦ PhD in Medicine, University of Alcalá
- ♦ Specialist in General and Digestive System Surgery at the University Hospital of Guadalajara
- ♦ Astellas Fellowship in Hepatobiliopancreatic Surgery and liver and pancreatic transplantation
- ♦ Official Master's Degree in Hepatology and Clinical Research at the University of Barcelona
- ♦ Official Master's Degree in Medical Expertise and Valuation of Bodily Injury by the University of Barcelona
- ♦ Degree in Medicine from the University of Alcalá, Spain
- ♦ Reviewer of the Central European Journal of Medicine
- ♦ Member of the Spanish Association of Surgeons
- ♦ Editor of: Journal of Liver and Clinical Research, EC Orthopaedics, Austin Pancreatic Disorders and Annals of Clinical Cytology and Pathology

Professors

Dr. López Marcano, Aylhin

- ♦ Physician in the Hepatobiliopancreatic Surgery Unit of the University Hospital of Guadalajara
- ♦ PhD in Medicine, University of Alcalá
- ♦ Specialist in General and Digestive System Surgery
- ♦ Graduated from the Luis Razetti School of Medicine
- ♦ Degree in Medicine from the Central of Caracas University



04

Structure and Content

In this syllabus, students will develop a detailed analysis of the non-malignant conditions that manifest in the liver. To this end, the program covers diseases such as Chronic Hepatitis, Hepatic Steatosis and metabolic disorders. Therefore, the students will address in depth the causes, diagnosis and management of these pathologies. Also, the university program is distinguished by the use of disruptive methods such as Relearning and various multimedia materials including explanatory videos and interactive summaries.



“

TECH is a pioneer in the Relearning methodology that will allow you to expand your health competencies in an intensive way"

Module 1. Benign Liver Disease

- 1.1. Classification of benign hepatic tumors
 - 1.1.1. Hepatic hemangiomas
 - 1.1.2. Focal Nodular Hyperplasia (FNH)
 - 1.1.3. Hepatic adenomas
- 1.2. Benign hepatocellular epithelial tumors
 - 1.2.1. Hepatocellular adenoma
 - 1.2.2. Focal Nodular Hyperplasia (FNH)
 - 1.2.3. Nodular Regeneration Focus (NRF)
- 1.3. Benign cholangiocellular epithelial tumors
 - 1.3.1. Biliary papilloma
 - 1.3.2. Biliary adenoma
 - 1.3.3. Ductopenia
- 1.4. Benign mesenchymal tumors
 - 1.4.1. Hepatic fibroma
 - 1.4.2. Hepatic leiomyoma
 - 1.4.3. Conclusions
- 1.5. Pyogenic Hepatic Abscesses
 - 1.5.1. Causes and Risk Factors
 - 1.5.2. Symptoms
 - 1.5.3. Diagnosis
- 1.6. Amoebic Liver Abscesses
 - 1.6.1. Causes
 - 1.6.2. Symptoms
 - 1.6.3. Diagnosis
- 1.7. Hepatic hydatidosis
 - 1.7.1. Causes
 - 1.7.2. Symptoms
 - 1.7.3. Diagnosis





- 1.8. Complications of hepatic abscesses
 - 1.8.1. Rupture of the abscess
 - 1.8.2. Fistula formation
 - 1.8.3. Other Complications
- 1.9. Simple liver cysts
 - 1.9.1. Polycystic liver cyst
 - 1.9.2. Diagnosis
 - 1.9.3. Treatment
- 1.10. Other benign liver lesions
 - 1.10.1. Hamartoma
 - 1.10.2. Inflammatory pseudotumor
 - 1.10.3. Other Lesions



Don't miss this opportunity and enroll in this Postgraduate Certificate. You will be a true expert in Benign Liver Disease"

05

Methodology

This academic program offers students a different way of learning. Our methodology uses a cyclical learning approach: **Relearning**.

This teaching system is used, for example, in the most prestigious medical schools in the world, and major publications such as the **New England Journal of Medicine** have considered it to be one of the most effective.





“

Discover Relearning, a system that abandons conventional linear learning, to take you through cyclical teaching systems: a way of learning that has proven to be extremely effective, especially in subjects that require memorization"

At TECH we use the Case Method

What should a professional do in a given situation? Throughout the program, students will face multiple simulated clinical cases, based on real patients, in which they will have to do research, establish hypotheses, and ultimately resolve the situation. There is an abundance of scientific evidence on the effectiveness of the method. Specialists learn better, faster, and more sustainably over time.

With TECH you will experience a way of learning that is shaking the foundations of traditional universities around the world.



According to Dr. Gérvas, the clinical case is the annotated presentation of a patient, or group of patients, which becomes a "case", an example or model that illustrates some peculiar clinical component, either because of its teaching power or because of its uniqueness or rarity. It is essential that the case is based on current professional life, trying to recreate the real conditions in the physician's professional practice.

“

Did you know that this method was developed in 1912, at Harvard, for law students? The case method consisted of presenting students with real-life, complex situations for them to make decisions and justify their decisions on how to solve them. In 1924, Harvard adopted it as a standard teaching method”

The effectiveness of the method is justified by four fundamental achievements:

1. Students who follow this method not only achieve the assimilation of concepts, but also a development of their mental capacity, through exercises that evaluate real situations and the application of knowledge.
2. Learning is solidly translated into practical skills that allow the student to better integrate into the real world.
3. Ideas and concepts are understood more efficiently, given that the example situations are based on real-life.
4. Students like to feel that the effort they put into their studies is worthwhile. This then translates into a greater interest in learning and more time dedicated to working on the course.



Relearning Methodology

At TECH we enhance the case method with the best 100% online teaching methodology available: Relearning.

This university is the first in the world to combine the study of clinical cases with a 100% online learning system based on repetition, combining a minimum of 8 different elements in each lesson, a real revolution with respect to the mere study and analysis of cases.

Professionals will learn through real cases and by resolving complex situations in simulated learning environments. These simulations are developed using state-of-the-art software to facilitate immersive learning.



At the forefront of world teaching, the Relearning method has managed to improve the overall satisfaction levels of professionals who complete their studies, with respect to the quality indicators of the best online university (Columbia University).

With this methodology, more than 250,000 physicians have been trained with unprecedented success in all clinical specialties regardless of surgical load. Our pedagogical methodology is developed in a highly competitive environment, with a university student body with a strong socioeconomic profile and an average age of 43.5 years old.

Relearning will allow you to learn with less effort and better performance, involving you more in your specialization, developing a critical mindset, defending arguments, and contrasting opinions: a direct equation to success.

In our program, learning is not a linear process, but rather a spiral (learn, unlearn, forget, and re-learn). Therefore, we combine each of these elements concentrically.

The overall score obtained by TECH's learning system is 8.01, according to the highest international standards.



This program offers the best educational material, prepared with professionals in mind:



Study Material

All teaching material is produced by the specialists who teach the course, specifically for the course, so that the teaching content is highly specific and precise.

These contents are then applied to the audiovisual format, to create the TECH online working method. All this, with the latest techniques that offer high quality pieces in each and every one of the materials that are made available to the student.



Surgical Techniques and Procedures on Video

TECH introduces students to the latest techniques, the latest educational advances and to the forefront of current medical techniques. All of this in direct contact with students and explained in detail so as to aid their assimilation and understanding. And best of all, you can watch the videos as many times as you like.



Interactive Summaries

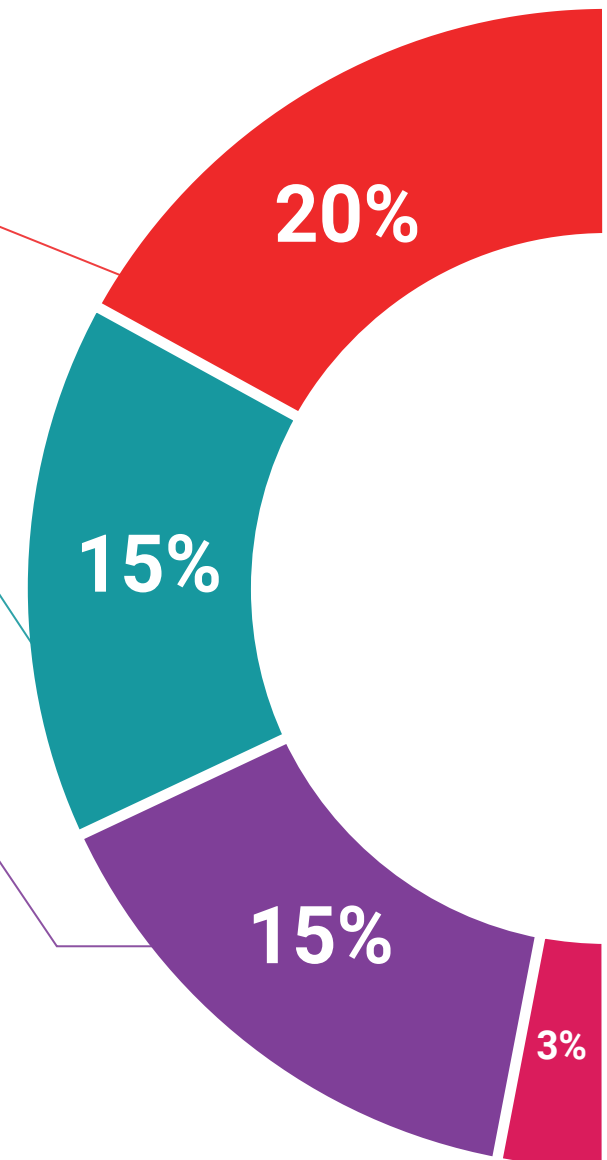
The TECH team presents the contents attractively and dynamically in multimedia lessons that include audio, videos, images, diagrams, and concept maps in order to reinforce knowledge.

This exclusive educational system for presenting multimedia content was awarded by Microsoft as a "European Success Story".



Additional Reading

Recent articles, consensus documents and international guidelines, among others. In TECH's virtual library, students will have access to everything they need to complete their course.





Expert-Led Case Studies and Case Analysis

Effective learning ought to be contextual. Therefore, TECH presents real cases in which the expert will guide students, focusing on and solving the different situations: a clear and direct way to achieve the highest degree of understanding.



Testing & Retesting

We periodically evaluate and re-evaluate students' knowledge throughout the program, through assessment and self-assessment activities and exercises, so that they can see how they are achieving their goals.



Classes

There is scientific evidence on the usefulness of learning by observing experts. The system known as Learning from an Expert strengthens knowledge and memory, and generates confidence in future difficult decisions.



Quick Action Guides

TECH offers the most relevant contents of the course in the form of worksheets or quick action guides. A synthetic, practical, and effective way to help students progress in their learning.



06 Certificate

The Postgraduate Certificate in Benign Liver Disease guarantees students, in addition to the most rigorous and up-to-date education, access to a Postgraduate Certificate issued by TECH Technological University.



“

Successfully complete this program and receive your university qualification without having to travel or fill out laborious paperwork”

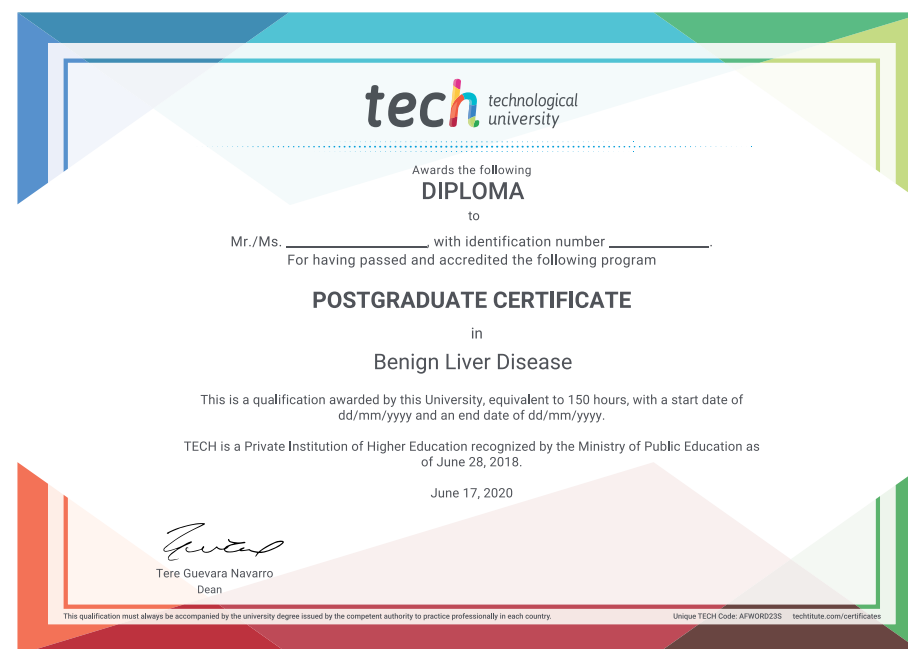
This **Postgraduate Certificate in Benign Liver Disease** contains the most complete and up-to-date scientific program on the market.

After the student has passed the assessments, they will receive their corresponding **Postgraduate Certificate** issued by **TECH Technological University** via tracked delivery*.

The diploma issued by **TECH Technological University** will reflect the qualification obtained in the Postgraduate Certificate, and meets the requirements commonly demanded by labor exchanges, competitive examinations and professional career evaluation committees.

Title: **Postgraduate Certificate in Benign Liver Disease**

Official N° of Hours: **150 h.**



*Apostille Convention. In the event that the student wishes to have their paper diploma issued with an apostille, TECH EDUCATION will make the necessary arrangements to obtain it, at an additional cost.

future
health confidence people
education information tutors
guarantee accreditation teaching
institutions technology learning
community commitment
personalized service innovation
knowledge present quality
development languages
virtual classroom



Postgraduate Certificate Benign Liver Disease

- » Modality: online
- » Duration: 6 weeks
- » Certificate: TECH Technological University
- » Dedication: 16h/week
- » Schedule: at your own pace
- » Exams: online

Postgraduate Certificate

Benign Liver Disease