

Postgraduate Certificate

Antiaging Technologies:
Plexer and Coolsculpting





Postgraduate Certificate Antiaging Technologies: Plexer and Coolsculpting

- » Modality: online
- » Duration: 6 weeks
- » Certificate: TECH Technological University
- » Dedication: 16h/week
- » Schedule: at your own pace
- » Exams: online

Website: www.techtute.com/us/medicine/postgraduate-certificate/antiaging-technologies-plexer-coolsculpting

Index

01

Introduction

p. 4

02

Objectives

p. 8

03

Course Management

p. 12

04

Structure and Content

p. 16

05

Methodology

p. 20

06

Certificate

p. 28

01

Introduction

High anti-aging technologies, such as plexer, coolsculpting, ultrasound, radiofrequency, hyperbaric chamber, among others, are essential for physicians seeking to provide advanced solutions to their patients in the field of aesthetic medicine. These technologies allow non-invasive, safe and effective treatments that can improve the appearance of the skin, reduce cellulite and localized fat, and improve circulation and oxygenation of the tissues. In addition, ultrasound and hyperbaric chamber can be useful tools in the diagnosis and treatment of various skin and body problems. For this reason, TECH has created this program in which it will provide professionals with each of the necessary tools to offer faster and more effective procedures. All this through audiovisual resources and complementary readings designed by experts and specialists in the sector.





“

This Postgraduate Certificate has the innovative Relearning learning model, so you will be updated on the go and you will face real and simulation cases”

Nowadays, aging is one of the most relevant issues in society, especially in terms of personal image and health. The demand for anti-aging treatments has increased in recent years, and medical technology has advanced significantly to meet these needs. That is why the knowledge and application of high technologies such as Plexer, Coolsculpting, Ultrasound, and others, are essential for medical professionals who wish to offer their patients effective and quality results.

This Postgraduate Certificate in Anti-Aging Technologies: Plexer and Coolsculpting is the answer to the need for training and updating in this field. Over the course of 6 weeks, physicians will be able to acquire the necessary knowledge to use these technologies in their daily practice. The Postgraduate Certificate focuses on the application of medical technology in advanced aesthetics, emphasizing the most innovative and effective techniques, and the development of skills for the diagnosis, treatment and follow-up of patients.

In addition, the Postgraduate Certificate is developed in a 100% online format and uses the Relearning methodology, which allows for flexible and accessible training for physicians from all over the world. It also has high-impact audiovisual resources, complementary readings and practical exercises to offer an immersive experience and greater benefit.

This **Postgraduate Certificate in Antiaging Technologies: Plexer and Coolsculpting** contains the most complete and up-to-date scientific program on the market. The most important features include:

- ◆ Practical cases presented by experts in Technologies Antiaging: Plexer and Coolsculpting
- ◆ The graphic, schematic, and practical contents with which they are created, provide scientific and practical information on the disciplines that are essential for professional practice
- ◆ Practical exercises where self-assessment can be used to improve learning
- ◆ Its special emphasis on innovative methodologies
- ◆ Theoretical lessons, questions to the expert, debate forums on controversial topics, and individual reflection assignments
- ◆ Content that is accessible from any fixed or portable device with an Internet connection



TECH guarantees you dynamic learning focused on the current demands of the industry, so you will find a high-impact curriculum"

“

You will face real and simulation cases, having to test your acquired knowledge during each session”

Get up to date with new updates on Vacuum Therapy for aesthetic medicine.

Download the content of this Postgraduate Certificate on your everyday device and refer to it in your free time.

The program's teaching staff includes professionals from the sector who contribute their work experience to this educational program, as well as renowned specialists from leading societies and prestigious universities.

Its multimedia content, developed with the latest educational technology, will provide the professional with situated and contextual learning, i.e., a simulated environment that will provide an immersive education programmed to learn in real situations.

The design of this program focuses on Problem-Based Learning, by means of which the professional must try to solve the different professional practice situations that are presented throughout the academic course. For this purpose, the student will be assisted by an innovative interactive video system created by renowned experts.



02

Objectives

To guarantee a rigorous training focused on the demands of the labor field, TECH has combined the best academic content with the innovative Relearning methodology. In this way, as the doctor advances in the development of the program, they will acquire through real cases and simulation, essential knowledge that will lead them to enhance their profile. In addition, they will have access to audiovisual resources and complementary readings, having access to valuable and cutting- of great impact information.





“

You will further enhance your professional profile for future challenges in the field"



General Objectives

- ◆ Update the professional's knowledge in order to be an Aesthetic Medicine expert on the best and newest treatments and to know how to apply them in an adequate and individualized way for each patient
- ◆ Influence the establishment of the most innovative guidelines for an exquisite doctor-patient relationship
- ◆ Get updated on the most important advice regarding risk prevention, complications and emergency situations
- ◆ Learn about the latest developments in Aesthetic Medicine, its treatments and techniques in a way that is not purely theoretical, but through dynamic and practical material





Specific Objectives

- ◆ Know what coolsculpting consists of and its current applications and indications
- ◆ Have an in-depth knowledge of the latest developments in the use of ultrasound in Aesthetic Medicine
- ◆ Have a brief and updated knowledge of other devices such as: radiofrequency, cavitation, cryolipolysis, vacuum therapy, diathermy, carboxitherapy and hyperbaric chamber



Get up-to-date with the latest medical updates and the use of lasers for aesthetic procedures"




03

Course Management

This TECH Postgraduate Certificate has a team of highly trained teachers in the management of high technologies for aesthetic medicine procedures. These professionals have extensive experience and are internationally recognized for their background in the training of medical specialists in this field, which guarantees the quality of the training and the constant updating of the curriculum. In this way, the physician will have access to exclusive material, designed by the best minds in the industry.






“

TECH has brought together in a single Postgraduate Certificate the best professionals in the field to provide you with the keys to new technologies and their application to aesthetic medicine"

Management



Dr. Ruiz Allende, Alba María

- ◆ Medical Director of Aesthetic Medicine of the Clínica Londres Group
- ◆ Director of the Department of Aesthetic Medicine in the IMEMA Clinic
- ◆ Aesthetic medicine workshops trainer
- ◆ University professor at the CEU and UCAM
- ◆ Professor of MIR preparation at CTO
- ◆ Clinical researcher and editor of the magazine Emergency Live
- ◆ Residency in the specialty of Family, Community and Emergency Medicine at the Hospital Clínico San Carlos
- ◆ Master in Aesthetic Medicine and Nutrition at the Catholic University San Antonio of Murcia
- ◆ Master's Degree in Business Management from the Catholic University San Antonio of Murcia
- ◆ Master's Degree in Clinical Bioethics from UIMP



Dr. Delgado Miguel, Carlos

- ◆ FEA of the Pediatric Surgery area at Hospital Quironsalud
- ◆ Pediatric and Neonatal Specialist at the Hospital university La Paz
- ◆ Teaching, training and research in the areas of pediatric surgery and Pediatric Plastic Surgery
- ◆ Professional Master's Degree in Medicine and Surgery from the Complutense University of Madrid
- ◆ Professional Master's Degree in Trichology and Hair Transplants by Universidad a Distancia de Madrid
- ◆ Professional Master's Degree in Pediatric Urology from the University of Andaluca
- ◆ Professional Master's Degree in Clinical Research Methodology from the Catholic University San Antonio of Murcia
- ◆ Master's Degree in Integration and Clinical Problem Solving in Medicine from the University of Alcalá, Spain
- ◆ Member of the Spanish Society of Pediatric Surgery (SECIPE)

Dr. San Basilio Berenguer, María del Carmen

- ◆ Specialist in Pediatric Surgery
- ◆ External Rotation in Plastic Surgery at the Great Ormond Street Hospital
- ◆ External Rotation in Plastic Surgery at the General Universitario Gregorio Marañón Hospital
- ◆ Member of the COVID-19 pandemic support group at Hospital university La Paz
- ◆ Lecturer National Congress of the Spanish Society of Vascular Anomalies and Congress of the European Society of Pediatric Surgery

04

Structure and Content

The syllabus of this Postgraduate Certificate has been designed by TECH together with its team of medical specialists in the field of high technologies such as Plexer, Coolsculpting, among others. In this way, during the next few weeks the professional will delve into an informative conglomerate of great impact, also nourished with audiovisual resources, complementary readings and exercises based on real cases and simulation. In addition, they will find a 100% online format that will allow them to combine their healthcare work with medical updating.





“

No pre-set schedules and from the place you want. You are just a click away to get trained quickly and effectively”

Module 1. Other high technologies: plexer, Coolsculpting, ultrasound and others

- 1.1. Plexus
 - 1.1.1. What is plexer
 - 1.1.2. Principal indications
 - 1.1.3. Results
- 1.2. Coolsculpting
 - 1.2.1. What is coolsculpting?
 - 1.2.2. Principal indications
 - 1.2.3. Results
- 1.3. Ultrasound in Aesthetic Medicine
 - 1.3.1. Introduction to ultrasound
 - 1.3.2. Ultrasound in Esthetic Medicine Indications
 - 1.3.3. Main uses
 - 1.3.4. Skin condition diagnosis
 - 1.3.5. Ultrasound and flaccidity
 - 1.3.6. Ultrasound and implants
 - 1.3.7. Ultrasound in body therapies
- 1.4. Radiofrequency
 - 1.4.1. What is radiofrequency?
 - 1.4.2. Principal indications
 - 1.4.3. Results
- 1.5. Cavitation
 - 1.5.1. What is cavitation?
 - 1.5.2. Principal indications
 - 1.5.3. Results
- 1.6. Diathermy
 - 1.6.1. What is Diathermy
 - 1.6.2. Principal indications
 - 1.6.3. Results



- 1.7. Cryolipolysis
 - 1.7.1. What is Cryolipolysis
 - 1.7.2. Principal indications
 - 1.7.3. Results
- 1.8. Vacuum therapy
 - 1.8.1. What is Vacuum Therapy?
 - 1.8.2. Principal indications
 - 1.8.3. Results
- 1.9. Carboxytherapy
 - 1.9.1. What is Carboxytherapy
 - 1.9.2. Principal indications
 - 1.9.3. Results
- 1.10. Hyperbaric chamber
 - 1.10.1. What is the hyperbaric chamber?
 - 1.10.2. Principal indications
 - 1.10.3. Results



In addition to its broad informative content, it offers the most innovative audiovisual resources developed with the latest technology"

05

Methodology

This academic program offers students a different way of learning. Our methodology uses a cyclical learning approach: **Relearning**.

This teaching system is used, for example, in the most prestigious medical schools in the world, and major publications such as the **New England Journal of Medicine** have considered it to be one of the most effective.



“

Discover Relearning, a system that abandons conventional linear learning, to take you through cyclical teaching systems: a way of learning that has proven to be extremely effective, especially in subjects that require memorization"

At TECH we use the Case Method

What should a professional do in a given situation? Throughout the program, students will face multiple simulated clinical cases, based on real patients, in which they will have to do research, establish hypotheses, and ultimately resolve the situation. There is an abundance of scientific evidence on the effectiveness of the method. Specialists learn better, faster, and more sustainably over time.

With TECH you will experience a way of learning that is shaking the foundations of traditional universities around the world.



According to Dr. Gérvas, the clinical case is the annotated presentation of a patient, or group of patients, which becomes a "case", an example or model that illustrates some peculiar clinical component, either because of its teaching power or because of its uniqueness or rarity. It is essential that the case is based on current professional life, trying to recreate the real conditions in the physician's professional practice.

“

Did you know that this method was developed in 1912, at Harvard, for law students? The case method consisted of presenting students with real-life, complex situations for them to make decisions and justify their decisions on how to solve them. In 1924, Harvard adopted it as a standard teaching method”

The effectiveness of the method is justified by four fundamental achievements:

1. Students who follow this method not only achieve the assimilation of concepts, but also a development of their mental capacity, through exercises that evaluate real situations and the application of knowledge.
2. Learning is solidly translated into practical skills that allow the student to better integrate into the real world.
3. Ideas and concepts are understood more efficiently, given that the example situations are based on real-life.
4. Students like to feel that the effort they put into their studies is worthwhile. This then translates into a greater interest in learning and more time dedicated to working on the course.



Relearning Methodology

At TECH we enhance the case method with the best 100% online teaching methodology available: Relearning.

This university is the first in the world to combine the study of clinical cases with a 100% online learning system based on repetition, combining a minimum of 8 different elements in each lesson, a real revolution with respect to the mere study and analysis of cases.

Professionals will learn through real cases and by resolving complex situations in simulated learning environments. These simulations are developed using state-of-the-art software to facilitate immersive learning.



At the forefront of world teaching, the Relearning method has managed to improve the overall satisfaction levels of professionals who complete their studies, with respect to the quality indicators of the best online university (Columbia University).

With this methodology, more than 250,000 physicians have been trained with unprecedented success in all clinical specialties regardless of surgical load. Our pedagogical methodology is developed in a highly competitive environment, with a university student body with a strong socioeconomic profile and an average age of 43.5 years old.

Relearning will allow you to learn with less effort and better performance, involving you more in your specialization, developing a critical mindset, defending arguments, and contrasting opinions: a direct equation to success.

In our program, learning is not a linear process, but rather a spiral (learn, unlearn, forget, and re-learn). Therefore, we combine each of these elements concentrically.

The overall score obtained by TECH's learning system is 8.01, according to the highest international standards.



This program offers the best educational material, prepared with professionals in mind:



Study Material

All teaching material is produced by the specialists who teach the course, specifically for the course, so that the teaching content is highly specific and precise.

These contents are then applied to the audiovisual format, to create the TECH online working method. All this, with the latest techniques that offer high quality pieces in each and every one of the materials that are made available to the student.



Surgical Techniques and Procedures on Video

TECH introduces students to the latest techniques, the latest educational advances and to the forefront of current medical techniques. All of this in direct contact with students and explained in detail so as to aid their assimilation and understanding. And best of all, you can watch the videos as many times as you like.



Interactive Summaries

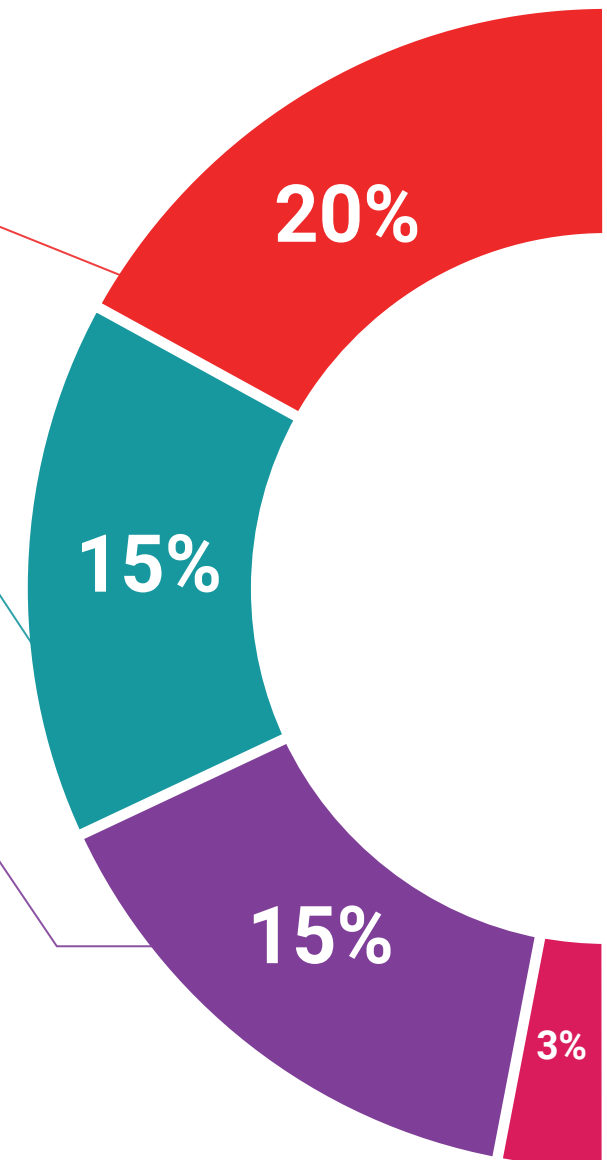
The TECH team presents the contents attractively and dynamically in multimedia lessons that include audio, videos, images, diagrams, and concept maps in order to reinforce knowledge.

This exclusive educational system for presenting multimedia content was awarded by Microsoft as a "European Success Story".



Additional Reading

Recent articles, consensus documents and international guidelines, among others. In TECH's virtual library, students will have access to everything they need to complete their course.





Expert-Led Case Studies and Case Analysis

Effective learning ought to be contextual. Therefore, TECH presents real cases in which the expert will guide students, focusing on and solving the different situations: a clear and direct way to achieve the highest degree of understanding.



Testing & Retesting

We periodically evaluate and re-evaluate students' knowledge throughout the program, through assessment and self-assessment activities and exercises, so that they can see how they are achieving their goals.



Classes

There is scientific evidence on the usefulness of learning by observing experts. The system known as Learning from an Expert strengthens knowledge and memory, and generates confidence in future difficult decisions.



Quick Action Guides

TECH offers the most relevant contents of the course in the form of worksheets or quick action guides. A synthetic, practical, and effective way to help students progress in their learning.



06 Certificate

The Postgraduate Certificate in Anti-Aging Technologies: Plexus and Coolsculpting guarantees students, in addition to the most rigorous and up-to-date education, access to a Postgraduate Certificate issued by TECH Technological University.



“

Successfully complete this program and receive your university qualification without having to travel or fill out laborious paperwork"

This **Postgraduate Certificate in Antiaging Technologies: Plexer and Coolsculpting** contains the most complete and up-to-date scientific on the market.

After the student has passed the assessments, they will receive their corresponding **Postgraduate Certificate** issued by **TECH Technological University** via tracked delivery*.

The diploma issued by **TECH Technological University** will reflect the qualification obtained in the Postgraduate Certificate, and meets the requirements commonly demanded by labor exchanges, competitive examinations, and professional career evaluation committees.

Title: **Postgraduate Certificate in Antiaging Technologies: Plexer and Coolsculpting**
Official N° of Hours: **150 h.**



*Apostille Convention. In the event that the student wishes to have their paper diploma issued with an apostille, TECH EDUCATION will make the necessary arrangements to obtain it, at an additional cost.

future
health confidence people
education information tutors
guarantee accreditation teaching
institutions technology learning
community commitment
personalized service innovation
knowledge present
development languages
virtual classroom



Postgraduate Certificate
Antiaging Technologies:
Plexer and Coolsculpting

- » Modality: **online**
- » Duration: **6 weeks**
- » Certificate: **TECH Technological University**
- » Dedication: **16h/week**
- » Schedule: **at your own pace**
- » Exams: **online**

Postgraduate Certificate

Antiaging Technologies:
Plexer and Coolsculpting

