

Postgraduate Certificate

Acute Coronary Syndrome (ACS) in Emergencies





Postgraduate Certificate Acute Coronary Syndrome (ACS) in Emergencies

- » Modality: online
- » Duration: 2 months
- » Certificate: TECH Technological University
- » Dedication: 16h/week
- » Schedule: at your own pace
- » Exams: online

Website: www.techtitute.com/us/medicine/postgraduate-certificate/acute-coronary-syndrome-acs-emergencies

Index

01

Introduction

p. 4

02

Objectives

p. 8

03

Course Management

p. 12

04

Structure and Content

p. 18

05

Methodology

p. 22

06

Certificate

p. 30

01

Introduction

The specialty of Legal and Forensic Medicine has been one of the most mistreated branches in recent years due to its complicated access via MIR, where it has not been accepted for years, but has continued to be necessary especially in the judicial field after the latest legislative changes.



“

Improve your knowledge of Acute Coronary Syndrome (ACS) in Emergencies through this program, where you will find the best didactic material with real clinical cases. Learn here about the latest advances in the specialty to be able to provide quality medical care”

This Postgraduate Certificate in Acute Coronary Syndrome (ACS) in Emergencies in the field of cardiology is one of the areas of great research activity, which leads to the frequent emergence of new studies, reviews, clinical practice guidelines, etc. that modify or should modify the management of patients with acute heart disease.

Gaining up-to-date knowledge in this area is essential for cardiologists interested in developing specific skills; for cardiologists who aren't in daily contact with acute cardiac patients, but who need to be competent in dealing with them, or for non-cardiologists who work in an environment where they treat these types of patients.

The Postgraduate Certificate covers the needs of professionals who demand adequate knowledge that allows them to perform forensic assessments, expert reports as well as the ability and fluency to ratify the opinion and understand the phases of the judicial procedure when necessary. At the same time, it offers the possibility for all students to learn how to assess not only bodily injury, but also to quantify negligence, assess disability, and determine disabilities.

Currently, law firms and private clients require a forensic expert examination for most of their procedures. It is for this reason, in addition to the lack of existing professionals, that we consider it appropriate to implement a correct, up-to-date, and especially useful syllabus for the daily practice of this activity.

The Postgraduate Certificate is divided into specific blocks that also coincide with the syllabus taught for access to the positions of Forensic Physician offered by the Ministry of Justice, which highlights the quality of the content and breadth of the same.

This **Postgraduate Certificate in Acute Coronary Syndrome (ACS) in Emergencies** contains the most complete and up-to-date scientific program on the market. The most important features include:

- ♦ Development of more than 75 clinical cases presented by experts on Acute Coronary Syndrome (ACS) in Emergencies
- ♦ The graphic, schematic, and practical contents with which they are created provide scientific and practical information on the disciplines that are essential for professional practice
- ♦ Diagnostic and therapeutic novelties on evaluation, diagnosis and intervention in Acute Coronary Syndrome (ACS) in Emergencies
- ♦ It contains practical exercises where the self-assessment process can be carried out to improve learning
- ♦ An algorithm-based interactive learning system for decision-making in the clinical situations presented throughout the course
- ♦ With special emphasis on evidence-based medicine and research methodologies in Acute Coronary Syndrome (ACS) in Emergencies
- ♦ All of this will be complemented by theoretical lessons, questions to the expert, debate forums on controversial topics, and individual reflection assignments
- ♦ Content that is accessible from any fixed or portable device with an Internet connection



Update your knowledge through the Postgraduate Certificate program in Acute Coronary Syndrome (ACS) in Emergencies"

“

This Postgraduate Certificate may be the best investment you can make in the selection of a refresher program for two reasons: in addition to updating your knowledge in Acute Coronary Syndrome (ACS) in Emergencies, you will obtain a program issued by TECH Technological University”

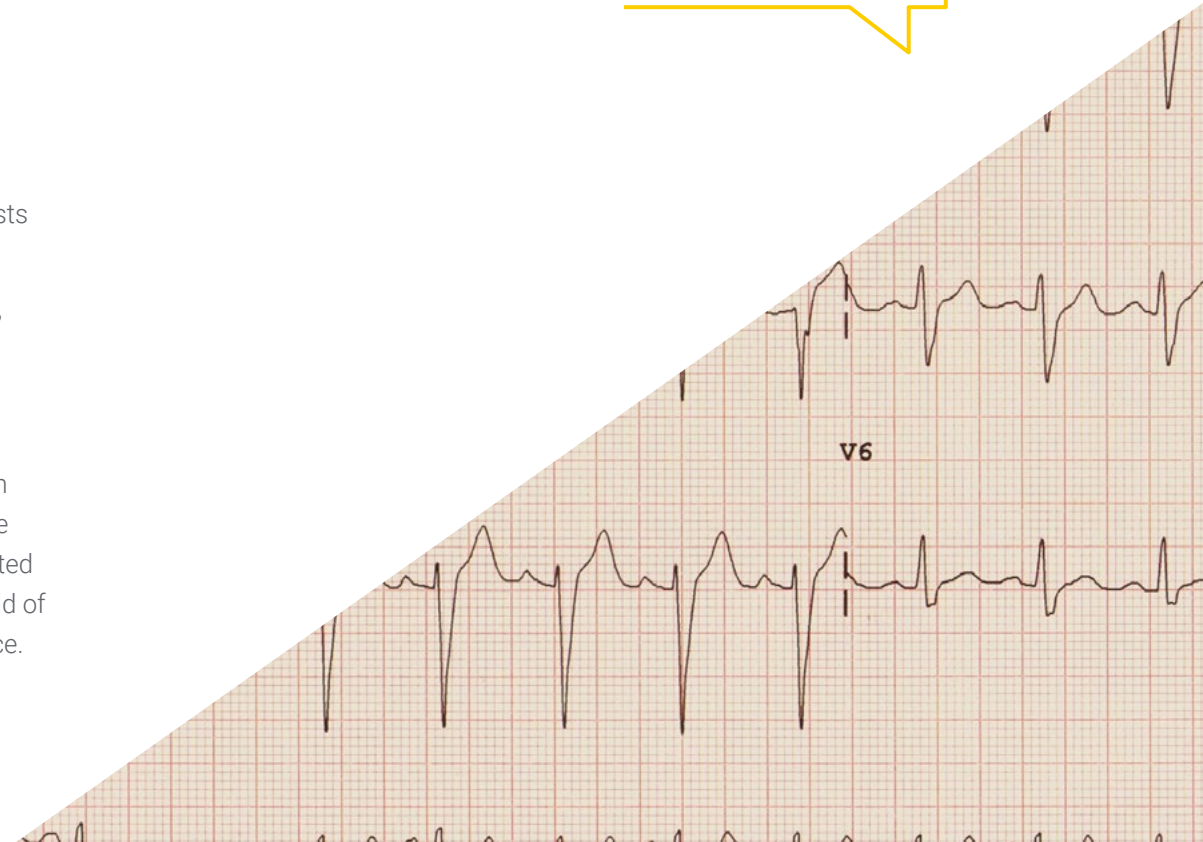
Increase your decision-making confidence by updating your knowledge through this Postgraduate Certificate.

Take the opportunity to learn about the latest advances in Acute Coronary Syndrome (ACS) in Emergencies, and improve the training of your students.

Its teaching staff includes professionals belonging to the field of microbiota who bring to this training the experience of their work, in addition to recognized specialists belonging to reference societies and prestigious universities.

Thanks to its multimedia content developed with the latest educational technology, they will allow the professional a situated and contextual learning, that is to say, a simulated environment that will provide an immersive learning programmed to prepare in real situations.

The design of this program is based on problem-based learning, by means of which the student must try to solve the different professional practice situations that arise throughout the Postgraduate Certificate. For this purpose, the student will be assisted by an innovative interactive video system developed by renowned experts in the field of Acute Coronary Syndrome (ACS) in Emergencies with extensive teaching experience.



02

Objectives

The Postgraduate Certificate in Acute Coronary Syndrome (ACS) in Emergencies is aimed at facilitating the physician's actions in all types of patients at serious toxicological risk or with acute intoxication.



“

This Postgraduate Certificate is oriented to update your knowledge in Acute Coronary Syndrome (ACS) in Emergencies, with the use of the latest educational technology, to contribute with quality and safety to the decision making process with your patients”



General Objective

- Handle with ease the diagnostic arsenal available in a tertiary center for the management of critically ill cardiovascular patients
- Identify a patient in a serious or potentially serious short-term situation due to cardiovascular problems
- Explain the treatment indications and the therapy options in critical cardiovascular patients
- Lead a group attending to urgent or emergency situation caused by acute cardiovascular problems and guide fellow colleagues in the treatment of critical patients





Specific Objectives

- Describe the pathophysiological and anatomical alterations in coronary circulation which leads to the appearance and clinical manifestation of ischemic heart disease
- Explain the recommendations collected in clinical practice guides in relation to the treatment of acute coronary syndrome
- Use the available resources in a way that guarantees continuous self-learning and periodically bringing knowledge in this area up to date
- Identify the possible complications in the context of acute coronary syndrome



Update your knowledge through the program on Acute Coronary Syndrome (ACS) in Emergencies”

03

Course Management

The program's teaching staff includes leading specialists in Acute Coronary Syndrome (ACS) in Emergencies, who bring their work experience to this training. In addition, other specialists of recognized prestige participate in its design and elaboration, completing the program in an interdisciplinary manner.

“

Learn from leading professionals, the latest advances in procedures in the field of Acute Coronary Syndrome (ACS) in Emergencies”

Management



Dr. Rodríguez Muñoz, Daniel

- Specialist Cardiologist in Electrophysiology and Arrhythmias at Ramón y Cajal University Hospital
- PhD in Health Sciences, University of Alcalá
- Master's Degree in Pacemakers, Defibrillators and Resynchronization
- Master's Degree in Medical Education
- Master's Degree in Diagnostic and Therapeutic Cardiac Electrophysiology
- Fellow of the European Society of Cardiology (FESC)
- Member of the European Heart Rhythmia Association (EHRA)
- Member of the Spanish Society of Cardiology (SEC)
- Member of the Arrhythmia and Electrophysiology Section of the SEC



Dr. Zamorano Gómez, José Luis

- ♦ Head of the Cardiology Services. Ramón y Cajal University Hospital Madrid
- ♦ Doctor of Medicine- Cum Laude
- ♦ Executive Management and Health Resources (ESADE, Madrid)
- ♦ National Qualification Professor of Medicine
- ♦ Member of the First European Echocardiography Accreditation Committee of the European Association of Echocardiography
- ♦ Honorary Fellow American Society of Echocardiography
- ♦ Chairman of the Clinical Guidelines Committee of the European Society of Cardiology
- ♦ Chairman National Cardiovascular Panel FIS, Instituto Carlos III
- ♦ Member of the Editorial Board of the Spanish Society of Cardiology Journal
- ♦ Member of the Editorial Board of the Journal of Echocardiography
- ♦ Member of the Editorial Board of the American Society of Echocardiography
- ♦ Member of International Relations Task Force of the American Society of Echocardiography
- ♦ Associate Editor of the European Heart Journal Cardiovascular Imaging
- ♦ Author of more than 20 books, more than 500 articles in scientific journals and more than 400 communication in National and International Conferences
- ♦ Impact Factor > 1500. IH 84. Citations > 40000

Professors

Dr. Castillo Orive, Miguel

- ♦ Cardiology Specialist in the Hospitalization Unit and Cardio-Diabetes Unit at the Ramón y Cajal University Hospital

Dr. Sanmartín Fernández, Marcelo

- ♦ Head of Acute Coronary Syndrome Section, Ramon and Cajal University Hospital, Madrid

Dr. Sionis Green, Alessandro

- ♦ Director of the Cardiac Intensive Care Unit, Cardiology Department, La Santa Creu and Sant Pau Hospital Barcelona

Dr. Fernández-Golfín Lobán, Covadonga

- ♦ Coordinator of the Cardiac Imaging Unit, Ramon y Cajal University Hospital. Madrid





“

Our teaching team will provide you with all their knowledge so that you are up to date with the latest information on the subject”

04

Structure and Content

The structure of the contents has been designed by a team of professionals from the best educational centers, universities and leading companies in the national territory, aware of the relevance of current training in order to intervene in the training and support of students, and committed to quality teaching through new educational technologies.





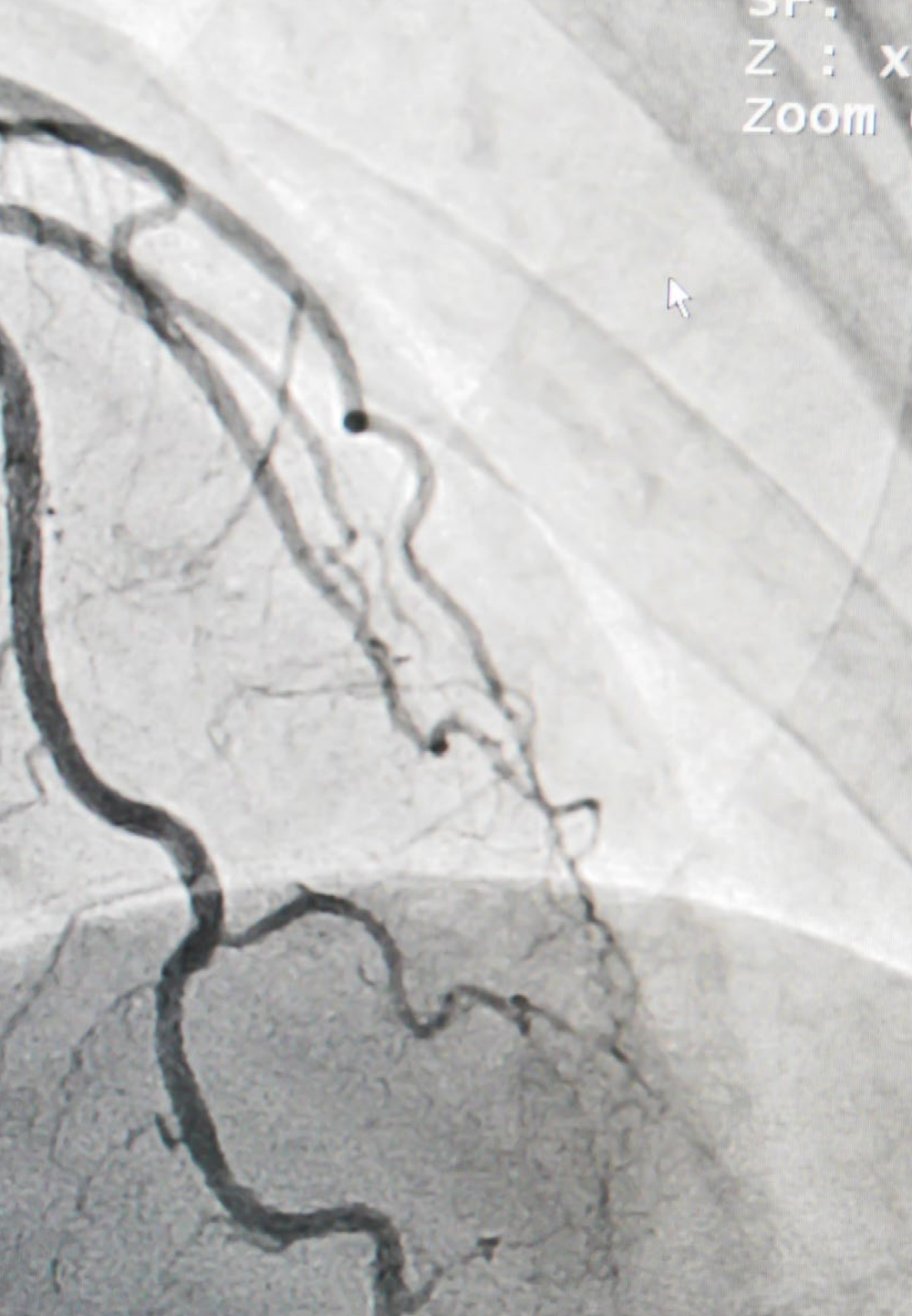
“

This Postgraduate Certificate in Acute Coronary Syndrome (ACS) in Emergencies contains the most complete and updated scientific program on the market”

Module 1. Acute Coronary Syndrome (ACS)

- 1.1. The Underlying Pathology in Acute Coronary Syndrome
 - 1.1.1. Structural Alterations
 - 1.1.1.1. Ischemic Heart Disease
 - 1.1.2. Acute Coronary Syndrome without Evidence of Coronary Lesions
 - 1.1.2.1. The Reason for Chronic Treatment and its Effect on Prognosis
- 1.2. Non-ST-Segment-Elevation in ACS
 - 1.2.1. Acute Management
 - 1.2.1.1. Diagnosis
 - 1.2.1.2. Treatment in the First 24 Hours
 - 1.2.2. Expected Complications and Chronic Treatment
- 1.3. ST-Segment-Elevation ACS
 - 1.3.1. Acute Management
 - 1.3.1.1. Diagnosis
 - 1.3.1.2. Treatment in the First 24 Hours
 - 1.3.2. Expected Complications and Chronic Treatment





“

A unique, key, and decisive educational experience to boost your professional development”

05

Methodology

This academic program offers students a different way of learning. Our methodology uses a cyclical learning approach: **Relearning**.

This teaching system is used, for example, in the most prestigious medical schools in the world, and major publications such as the **New England Journal of Medicine** have considered it to be one of the most effective.





“

Discover Relearning, a system that abandons conventional linear learning, to take you through cyclical teaching systems: a way of learning that has proven to be extremely effective, especially in subjects that require memorization"

At TECH we use the Case Method

What should a professional do in a given situation? Throughout the program, students will face multiple simulated clinical cases, based on real patients, in which they will have to do research, establish hypotheses, and ultimately resolve the situation. There is an abundance of scientific evidence on the effectiveness of the method. Specialists learn better, faster, and more sustainably over time.

With TECH you will experience a way of learning that is shaking the foundations of traditional universities around the world.



According to Dr. Gérvas, the clinical case is the annotated presentation of a patient, or group of patients, which becomes a "case", an example or model that illustrates some peculiar clinical component, either because of its teaching power or because of its uniqueness or rarity. It is essential that the case is based on current professional life, trying to recreate the real conditions in the physician's professional practice.

“

Did you know that this method was developed in 1912, at Harvard, for law students? The case method consisted of presenting students with real-life, complex situations for them to make decisions and justify their decisions on how to solve them. In 1924, Harvard adopted it as a standard teaching method”

The effectiveness of the method is justified by four fundamental achievements:

1. Students who follow this method not only achieve the assimilation of concepts, but also a development of their mental capacity, through exercises that evaluate real situations and the application of knowledge.
2. Learning is solidly translated into practical skills that allow the student to better integrate into the real world.
3. Ideas and concepts are understood more efficiently, given that the example situations are based on real-life.
4. Students like to feel that the effort they put into their studies is worthwhile. This then translates into a greater interest in learning and more time dedicated to working on the course.



Relearning Methodology

At TECH we enhance the case method with the best 100% online teaching methodology available: Relearning.

This university is the first in the world to combine the study of clinical cases with a 100% online learning system based on repetition, combining a minimum of 8 different elements in each lesson, a real revolution with respect to the mere study and analysis of cases.

Professionals will learn through real cases and by resolving complex situations in simulated learning environments. These simulations are developed using state-of-the-art software to facilitate immersive learning.



At the forefront of world teaching, the Relearning method has managed to improve the overall satisfaction levels of professionals who complete their studies, with respect to the quality indicators of the best online university (Columbia University).

With this methodology, more than 250,000 physicians have been trained with unprecedented success in all clinical specialties regardless of surgical load. Our pedagogical methodology is developed in a highly competitive environment, with a university student body with a strong socioeconomic profile and an average age of 43.5 years old.

Relearning will allow you to learn with less effort and better performance, involving you more in your specialization, developing a critical mindset, defending arguments, and contrasting opinions: a direct equation to success.

In our program, learning is not a linear process, but rather a spiral (learn, unlearn, forget, and re-learn). Therefore, we combine each of these elements concentrically.

The overall score obtained by TECH's learning system is 8.01, according to the highest international standards.



This program offers the best educational material, prepared with professionals in mind:



Study Material

All teaching material is produced by the specialists who teach the course, specifically for the course, so that the teaching content is highly specific and precise.

These contents are then applied to the audiovisual format, to create the TECH online working method. All this, with the latest techniques that offer high quality pieces in each and every one of the materials that are made available to the student.



Surgical Techniques and Procedures on Video

TECH introduces students to the latest techniques, the latest educational advances and to the forefront of current medical techniques. All of this in direct contact with students and explained in detail so as to aid their assimilation and understanding. And best of all, you can watch the videos as many times as you like.



Interactive Summaries

The TECH team presents the contents attractively and dynamically in multimedia lessons that include audio, videos, images, diagrams, and concept maps in order to reinforce knowledge.

This exclusive educational system for presenting multimedia content was awarded by Microsoft as a "European Success Story".



Additional Reading

Recent articles, consensus documents and international guidelines, among others. In TECH's virtual library, students will have access to everything they need to complete their course.





Expert-Led Case Studies and Case Analysis

Effective learning ought to be contextual. Therefore, TECH presents real cases in which the expert will guide students, focusing on and solving the different situations: a clear and direct way to achieve the highest degree of understanding.



Testing & Retesting

We periodically evaluate and re-evaluate students' knowledge throughout the program, through assessment and self-assessment activities and exercises, so that they can see how they are achieving their goals.



Classes

There is scientific evidence on the usefulness of learning by observing experts. The system known as Learning from an Expert strengthens knowledge and memory, and generates confidence in future difficult decisions.



Quick Action Guides

TECH offers the most relevant contents of the course in the form of worksheets or quick action guides. A synthetic, practical, and effective way to help students progress in their learning.



06 Certificate

The Postgraduate Certificate in Acute Coronary Syndrome (ACS) in Emergencies guarantees students, in addition to the most rigorous and up-to-date education, access to a Postgraduate Certificate issued by TECH Technological University.



“

Successfully complete this program and receive your university qualification without having to travel or fill out laborious paperwork”

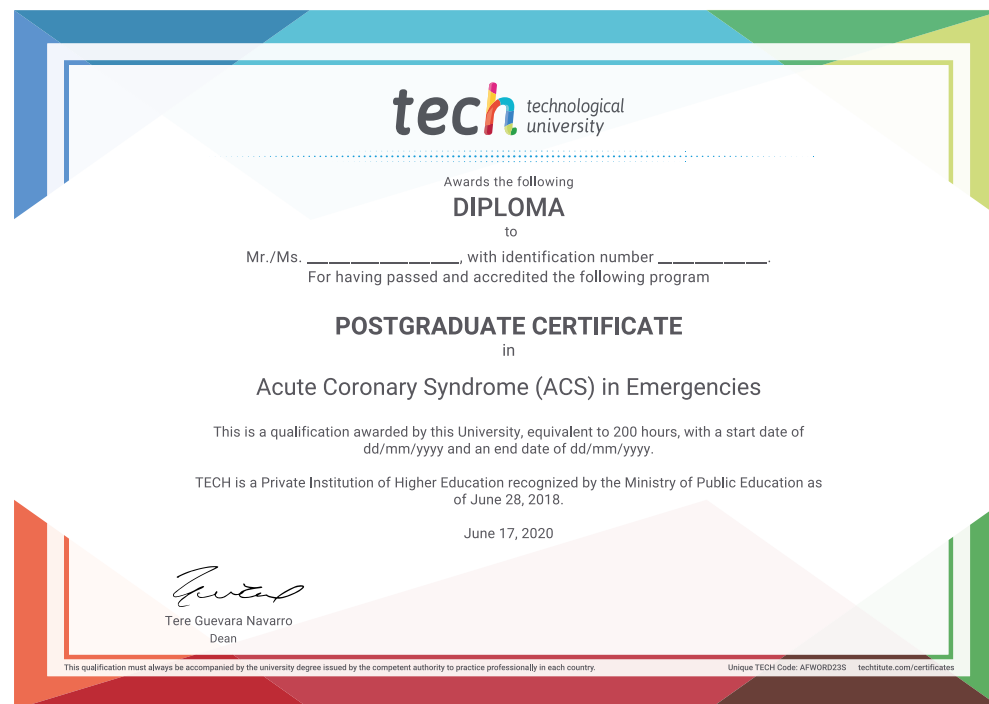
This **Postgraduate Certificate in Acute Coronary Syndrome (ACS) in Emergencies** contains the most complete and up-to-date scientific program on the market.

After the student has passed the assessments, they will receive their corresponding **Postgraduate Certificate** issued by **TECH Technological University** via tracked delivery*.

The diploma issued by **TECH Technological University** will reflect the qualification obtained in the Postgraduate Certificate, and meets the requirements commonly demanded by labor exchanges, competitive examinations, and professional career evaluation committees.

Title: **Postgraduate Certificate in Acute Coronary Syndrome (ACS) in Emergencies**

Official N° of Hours: **200 h.**



*Apostille Convention. In the event that the student wishes to have their paper diploma issued with an apostille, TECH EDUCATION will make the necessary arrangements to obtain it, at an additional cost.



Postgraduate Certificate
Acute Coronary Syndrome
(ACS) in Emergencies

- › Modality: online
- › Duration: 2 months
- › Certificate: TECH Technological University
- › Dedication: 16h/week
- › Schedule: at your own pace
- › Exams: online

Postgraduate Certificate

Acute Coronary Syndrome (ACS) in Emergencies

