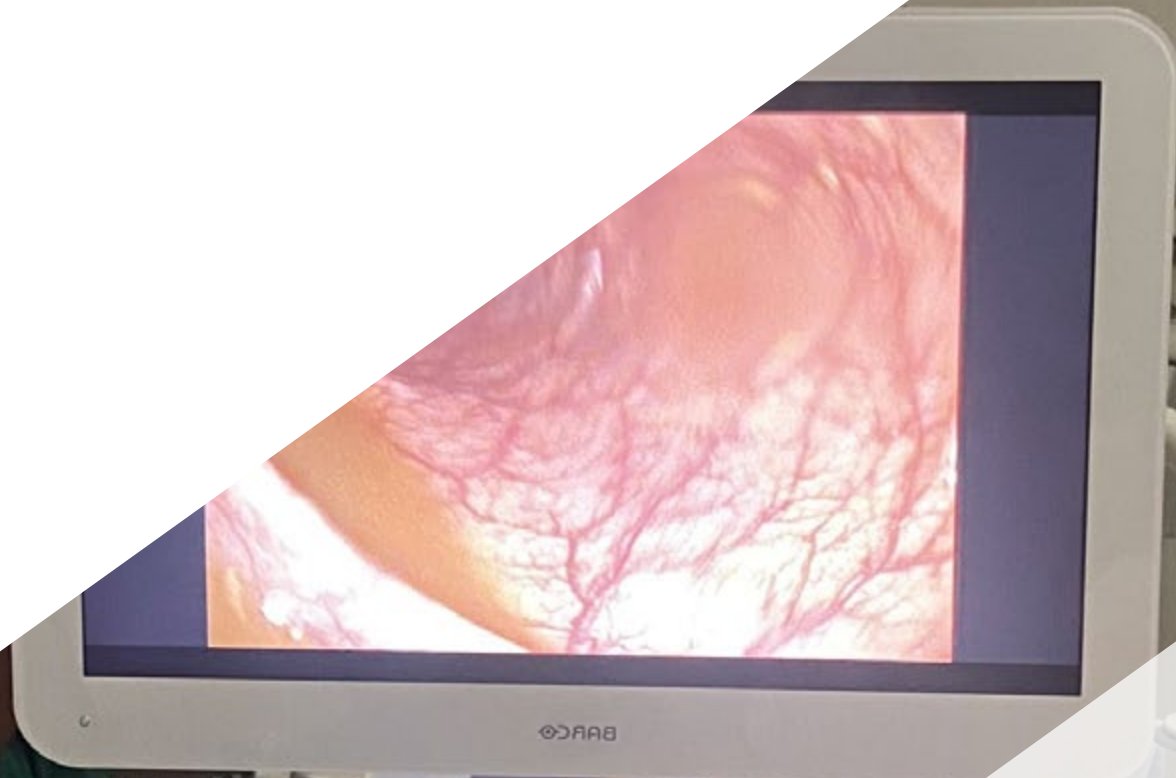


Hybrid Professional Master's Degree

Proctology





Hybrid Professional Master's Degree

Proctology

Modality: Hybrid (Online + Clinical Internship)

Duration: 12 months

Certificate: TECH Global University

60 + 5 créditos ECTS

Website: www.techtute.com/pk/medicine/hybrid-professional-master-degree/hybrid-professional-master-degree-proctology

Index

01

Introduction

p. 4

02

Why Study this Hybrid
Professional Master's Degree?

p. 8

03

Objectives

p. 12

04

Skills

p. 18

05

Course Management

p. 22

06

Educational Plan

p. 28

07

Clinical Internship

p. 34

08

Where Can I Do the Clinical
Internship?

p. 40

09

Methodology

p. 46

10

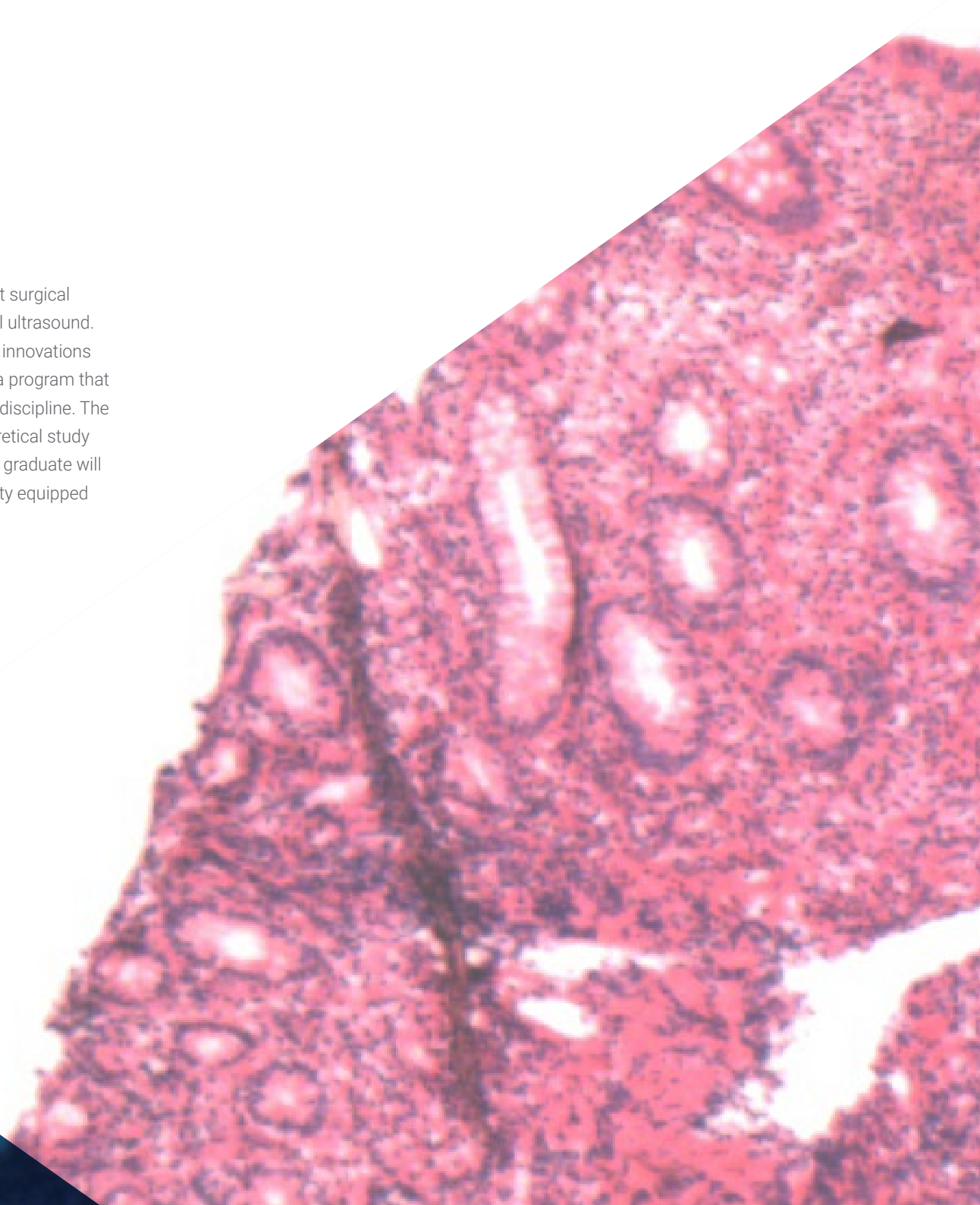
Certificate

p. 54

01

Introduction

The current development of Proctology is marked by the rise of much more efficient surgical techniques and highly complex diagnostic instruments such as dynamic endorectal ultrasound. However, not all specialists in this medical field are able to keep up-to-date with the innovations that are taking place in this field. TECH, willing to solve this problem, has designed a program that integrates the knowledge and skills essential for the modern practice of this health discipline. The program includes two fundamental stages, the first of which is devoted to the theoretical study of these advances. Then, it gives way to an on-site and clinical internship where the graduate will directly apply the most advanced procedures, on real patients, from a hospital facility equipped with first-class resources.



A microscopic image of tissue, likely from the colon, showing a dense arrangement of cells with prominent nuclei and some glandular structures. The image is stained with hematoxylin and eosin (H&E), giving it a pink and purple hue. The tissue is shown in a cross-section, with the surface layer (mucosa) and underlying layers visible.

“

This Hybrid Professional Master's Degree will make you an up-to-date specialist capable of performing surgical procedures and using the latest technologies in the field of Proctology”

Like other medical fields, Proctology puts special interest in the early diagnosis of the pathologies under its care and intervention. Therefore, in recent years, increasingly sophisticated tools such as anal manometry, Rectoscopy, dynamic endorectal ultrasound, among others, have emerged. From the efficient identification of these instruments, this area of medicine has also searched for non-invasive procedures and surgical techniques of greater scope. In this way, the health discipline has incorporated elements such as the surgical laser, the ultrasonic scalpel or electrosurgical treatments. However, not all specialists are up-to-date on these scientific and technological advances, which puts them at a disadvantage with respect to other professionals in the market. The reasons for this problem are diverse, but in recent years, the absence of pedagogical programs that integrate the knowledge and skills essential for the proctologist's update has gained significant importance.

For this reason, TECH has designed an academic program, pioneer in its kind, which combines the most imperative academic needs of Proctology professionals. This Hybrid Professional Master's Degree consists of two well-differentiated stages. In the first stage, the specialist will dedicate 1,500 hours to the theoretical study of the latest concepts in this area of medicine. To this end, they will have a 100% online learning platform, where the contents will be integrated with various multimedia resources such as infographics and videos. At the same time, the educational modality is supported by innovative didactic methodologies such as Relearning, which provide the graduate with a faster and more flexible assimilation.

After this initial phase, a rigorous and demanding clinical internship will take place, which lasts 3 weeks. Throughout this intensive on-site stay, the proctologist will be able to manipulate the most advanced technology in a comprehensive and prestigious hospital environment. At these facilities, they will have the support and advice of leading experts in the field. In addition, an attending tutor will supervise their progress and will incorporate more complex dynamics and tasks into their professional practice. After completing these two pedagogical stages, the physician will be ready to implement all these innovations in their professional practice with the utmost excellence.

This **Hybrid Professional Master's Degree in Proctology** contains the most complete and up-to-date scientific program on the market. Its most outstanding features are:

- Development of more than 100 clinical cases presented by professionals in Proctology and university professors with extensive experience
- The graphic, schematic, and practical contents with which they are created, provide scientific and practical information on the disciplines that are essential for professional practice
- Comprehensive systematized action plans for the main pathologies in Proctology
- Presentation of practical workshops on diagnostic and therapeutic techniques
- An algorithm-based interactive learning system for decision-making in the clinical situations presented throughout the course
- Practical clinical guides on approaching different pathologies
- All of this will be complemented by theoretical lessons, questions to the expert, debate forums on controversial topics, and individual reflection assignments
- Content that is accessible from any fixed or portable device with an Internet connection
- Furthermore, you will be able to carry out a clinical internship in one of the best hospitals



In 1,620 hours of theoretical and practical learning, you will be ready to face the latest medical challenges in the field of Proctology”

“

Get a practical training of excellence, through the best on-site and intensive internship provided by the pedagogical market through TECH”

This Hybrid Professional Master's Degree program, which has a professionalizing nature and a hybrid learning modality, is aimed at updating Proctologists who require a high level of qualification. The contents are based on the latest scientific evidence, and oriented in a educational way to integrate theoretical knowledge in the medical practice, and the theoretical-practical elements will facilitate the updating of knowledge and allow decision-making in the management of the patient.

Thanks to the multimedia content, developed with the latest educational technology, will allow the medical professional a situated and contextual learning, i.e., a simulated environment that will provide immersive learning programmed to train in real situations. This program is designed around Problem-Based Learning, whereby the physician must try to solve the different professional practice situations that arise during the course. For this purpose, the student will be assisted by an innovative interactive video system created by renowned experts.

Add to your practical knowledge the management of the most advanced techniques for the clinical and surgical approach to Colon Cancer, with the help of this Hybrid Professional Master's Degree.

Thanks to TECH you will be up-to-date on how to manage complex surgical tools such as laser surgery instruments and ultrasonic scalpel against different proctological pathologies.



02

Why Study this Hybrid Professional Master's Degree?

Unlike other educational programs, this Hybrid Professional Master's Degree combines the most innovative practical skills, procedures and theoretical concepts in Proctology. Therefore, this program is a unique opportunity to be up-to-date on the latest surgical techniques and the most comprehensive non-interventional strategies. This is a cutting-edge learning model that integrates, like no other model, an online study with intensive and on-site academic education.





“

With TECH, you will expand your knowledge on how to implement non-invasive therapeutic strategies against fecal incontinence, chronic constipation and chronic pelvic pain”

1. Updating from the latest technology available

This Hybrid Professional Master's Degree in Proctology will enable the physician to handle the most complex tools for the surgical removal of rectal tumors. At the same time, they will analyze other equipment necessary for the application of laparoscopic interventions and other minimally invasive procedures. From the theoretical and practical approach to these instruments, the specialist will be ready to take another step towards the forefront of their professional career.

2. Gaining In-Depth Knowledge from the Experience of Top Specialists

During this program, the specialist will have access to the best experts in Proctology. In the first phase, they will have access to professors of international prestige. In addition, during the second stage, the student will be accompanied by distinguished professionals during their clinical internship, in order to assimilate new skills from a hospital center of the highest prestige.

3. Entering First-Class Clinical Environments

Through this program, specialists will have guaranteed access to renowned medical institutions, carefully selected by TECH. These institutions have the most innovative technology of the moment, as well as the most qualified professionals for its management. Therefore, the physician will learn modern procedures and will successfully add them to their daily praxis.





4. Combining the Best Theory with State-of-the-Art Practice

Educational programs in Proctology rarely pay attention to the practical preparation of professionals. However, this program emphasizes this aspect as well as the assimilation of the main theoretical developments in the field. In this way, the specialist will be able to apply the best procedures and skills, from the first moment and with confidence, on real patients.

5. Expanding the Boundaries of Knowledge

TECH offers the opportunity to carry out the clinical internship of this Hybrid Professional Master's Degree in centers of international importance. This way, the physician will be able to expand their frontiers and catch up with the best professionals and in hospitals located in different latitudes. A unique opportunity that only TECH, the world's largest digital university, can offer.

“

*You will have full practical immersion
at the center of your choice”*

03 Objectives

Proctology is an area that has developed an exponential growth in recent years. As a result of this evolution, even earlier and more effective therapeutic and diagnostic guidelines have been established. Therefore, the objective of this program is to serve as a guide for the specialist in their update, providing them with the latest information and the best academic tools that will make this program an experience of the highest level to improve their medical skills in a theoretical and practical way.



“

With this Hybrid Professional Master's Degree, you will have total guarantee to master surgical techniques such as Colonoscopy or Endoscopic Mucosal Resection in the removal of Colon Cancer”



General Objective

- The general objective of the Hybrid Professional Master's Degree in Proctology is to delve into the latest trends in this specialty in terms of diagnostic tests and physical examination. It will also assess the most appropriate therapeutic protocols for each pathology and how the latest advances in science and technology have enhanced its evolution. A special mention in the syllabus will be dedicated to the update of knowledge about the identification and treatment of sexually transmitted diseases that may affect the rectal area.

“

This program is a unique opportunity to apply in a direct, practical and on-site way, through a rigorous clinical internship, all the knowledge acquired in the theoretical stage”





Specific Objectives

Module 1. Introduction, Anatomy, Symptoms, and Complementary Tests

- ♦ Explore the history of proctology, to understand how it has evolved over the centuries to the point where we are today
- ♦ Review the anatomy and physiology of the anorectal area as applied to clinical practice and problem solving
- ♦ Develop mental schemes of proctology and pelvic floor, with an adequate and directed clinical history and physical examination
- ♦ Gain in-depth knowledge and learn diagnostic and management algorithms for the most frequent proctological symptoms, such as proctalgia, rectorrhagia, and pruritus
- ♦ Interpret complementary and radiological tests and identify when they are indicated to complete an accurate diagnosis

Module 2. Hemorrhoids

- ♦ Review the etiology, clinical symptoms, and diagnostic aspects of hemorrhoids from a practical point of view
- ♦ Address the non-surgical and surgical management of hemorrhoidal pathology, from classic hemorrhoidectomy to new techniques. Learn about the evidence and results from the current literature
- ♦ Gain in-depth knowledge of the best postoperative treatment and special situations such as pregnancy, anticoagulation, and links to other pathologies

Module 3. Anal Fissure and Sphincter Lesions

- ♦ Review the etiology, clinical symptoms, and diagnostic features of anal fissures to better understand the treatments used
- ♦ Identify the need for complementary tests prior to anal fissure surgery
- ♦ Address the different current medical treatments and define the failure of a treatment and indicate surgery appropriately
- ♦ Reproduce the surgical technique of sphincterotomy
- ♦ Establish the definition and classification of sphincter injuries, as well as to learn the surgical technique of sphincter correction
- ♦ Learn about special situations of anal fissure presentation

Module 4. Perianal Abscesses and Fistulas

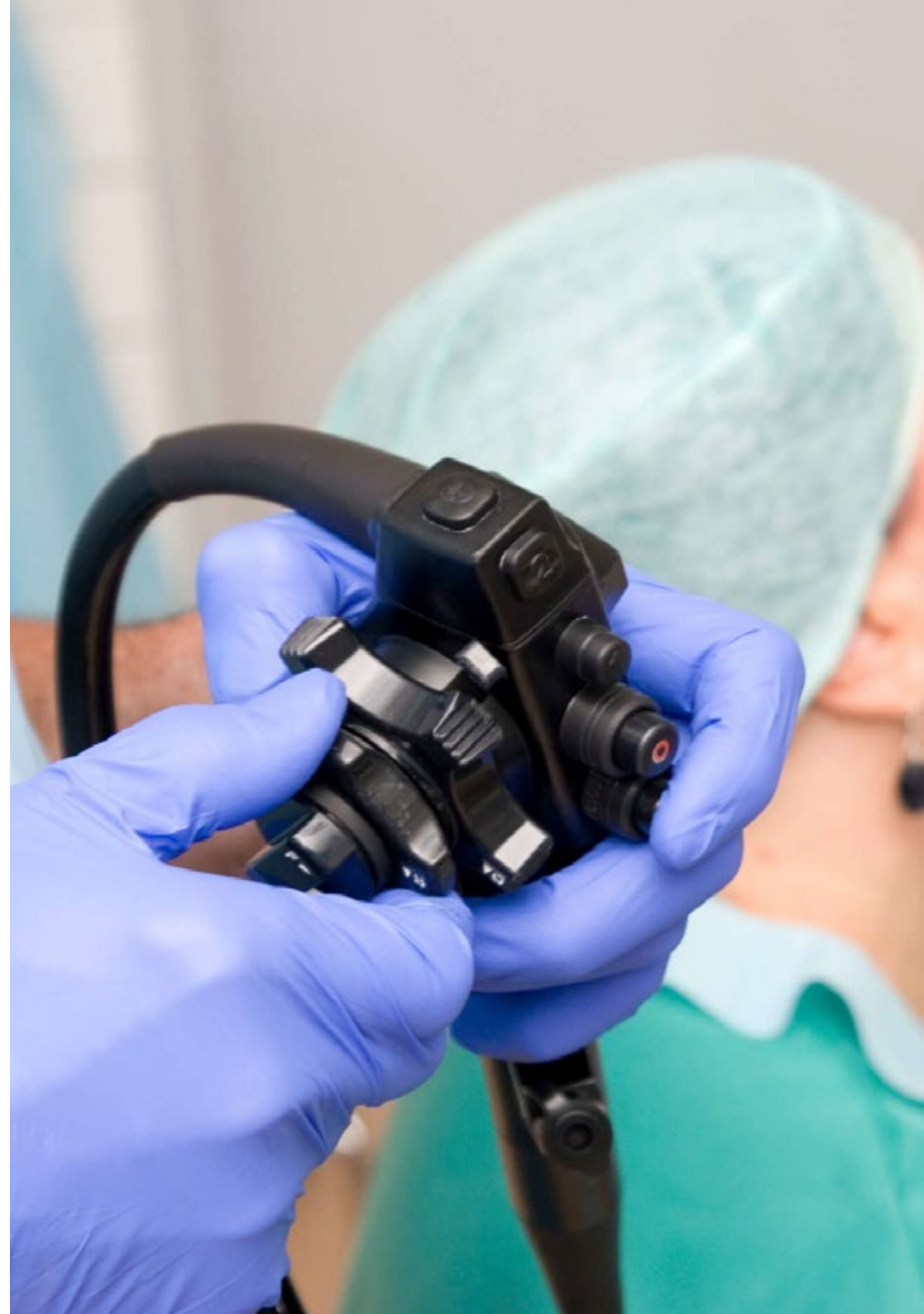
- ♦ Review the etiology, diagnosis, classifications, and complementary tests of perianal abscesses and fistulas
- ♦ Get up-to-date and unify knowledge of perianal abscess drainage and anal fistula management according to location and classification
- ♦ Early recognition of signs of perianal abscess complications, specifically Fournier's gangrene
- ♦ Acquire in-depth knowledge of the diagnostic and therapeutic algorithms of Recto-vaginal fistulas
- ♦ Understand the role of stem cell therapy in fistulous pathology

Module 5. Pilonidal Sinus, Hidradenitis, Anal Stenosis, Actinic Proctitis, Anorectal Malformations, Pediatric Diseases, and Somatization

- ◆ Recognize and establish a correct and up-to-date treatment of pilonidal sinus and hydrosadenitis
- ◆ Learn the surgical approaches to anal stenosis and ectropion in a visual and practical way
- ◆ Learn the wide range of manifestations of pediatric anorectal malformations and anorectal diseases and identify their treatment
- ◆ Learn more about the diagnosis and treatment of actinic proctitis
- ◆ Address the issues of somatization and psychological component with proctological manifestations, with the objective of an integral management of these pathologies

Module 6. Dermatology of the Anal Region and STD, HPV, Anorectal Inflammatory Disease, Trauma, Benign Neoplasms, and Anal Aesthetics

- ◆ Indicate the importance of anal HPV in the incidence of anal intraepithelial neoplasia and anal squamous cell carcinoma
- ◆ Learn about the diagnosis and treatment of sexually transmitted diseases, as well as to identify their differential diagnosis
- ◆ Refresh your knowledge of anorectal inflammatory bowel disease and to understand its medical and surgical treatment
- ◆ Learn about the most frequent anorectal traumas and their management, as well as the management of foreign bodies
- ◆ Identify and make a differential diagnosis of benign anorectal lesions
- ◆ Understand the definitions of anal aesthetics and anal bleaching



Module 7. Fecal Incontinence, Constipation, Pelvic Pain, and Sexual Dysfunction

- ◆ Perform a clinical diagnostic approach to pelvic floor pathology, constipation, and anal incontinence
- ◆ Identify the necessary treatment to be applied in each patient or clinical case
- ◆ Define the most frequent pelvic pains with their diagnosis and therapeutic algorithm
- ◆ Approach treatment with pelvic floor rehabilitation, biofeedback, and sacral root neurostimulation
- ◆ Learn about sexual dysfunctions secondary to pelvic floor and proctology surgical treatments
- ◆ Learn about the multidisciplinary management of deep endometriosis

Module 8. Obstructive Defecatory Syndrome

- ◆ Review the anatomy, etiopathogenesis and clinical history of obstructive defecatory syndrome
- ◆ Acquire in-depth knowledge of the different surgical reparative techniques of the pelvic floor and their functional and organic results
- ◆ Develop an up-to-date outline of the diagnosis and treatment of rectal prolapse, rectocele, and enterocele
- ◆ Identify perineal eventration and evisceration with its different therapeutic management
- ◆ Interpret complementary and radiological pelvic floor tests and learn how to use them rationally
- ◆ Learn about new technologies for treatment, such as robotic platforms

Module 9. Transanal Surgery, Retrorectal Tumors, and 3-D Reconstruction

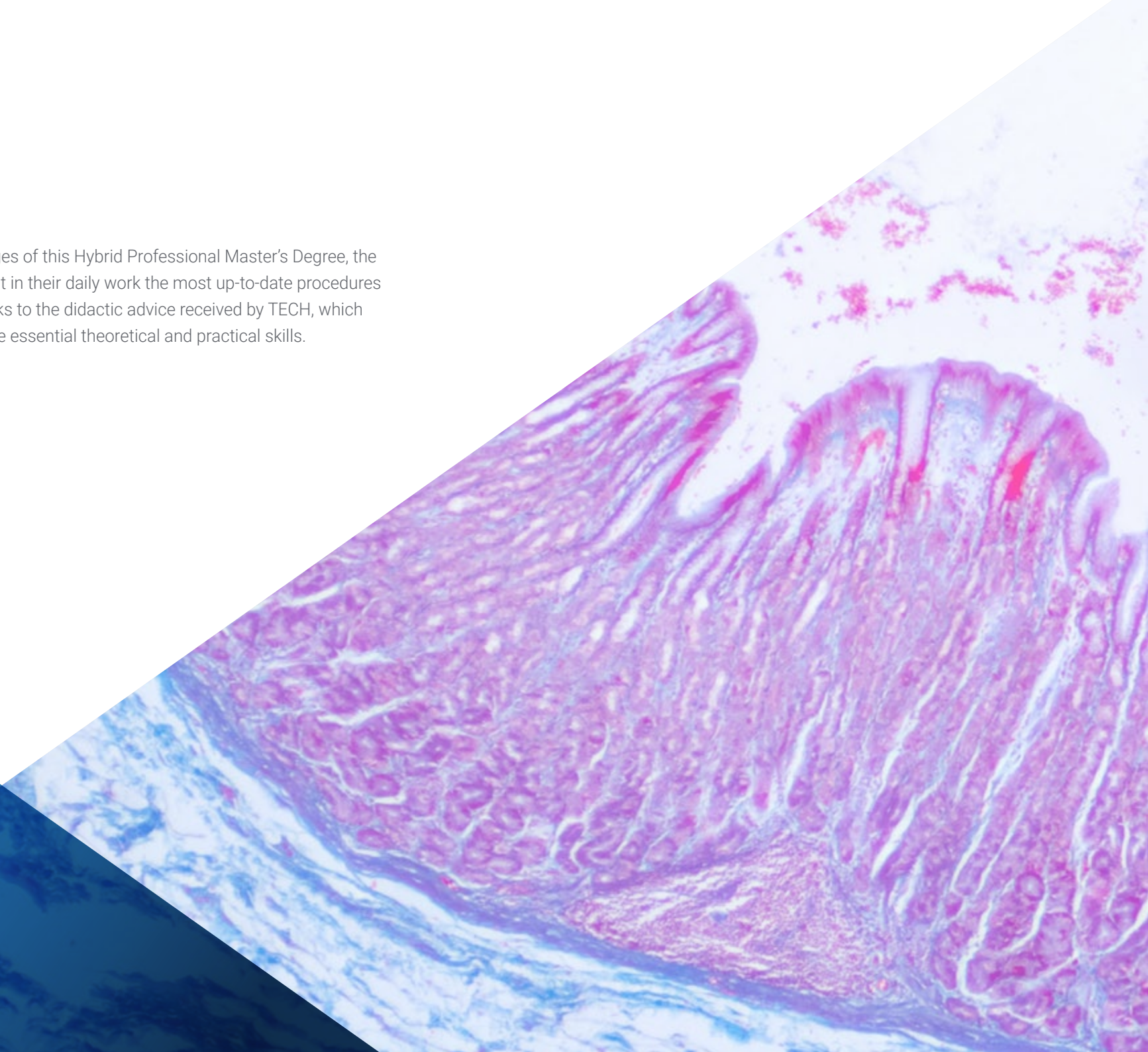
- ◆ Acquire in-depth knowledge of the history, indications, and complementary tests of transanal surgery
- ◆ Learn the surgical technique and "tricks" of transanal surgery with illustrative videos
- ◆ Address the management and diagnosis of retrorectal tumors and the use of 3D technology in their assessment
- ◆ Know the terms related to the advances of the digital era of colorectal surgery

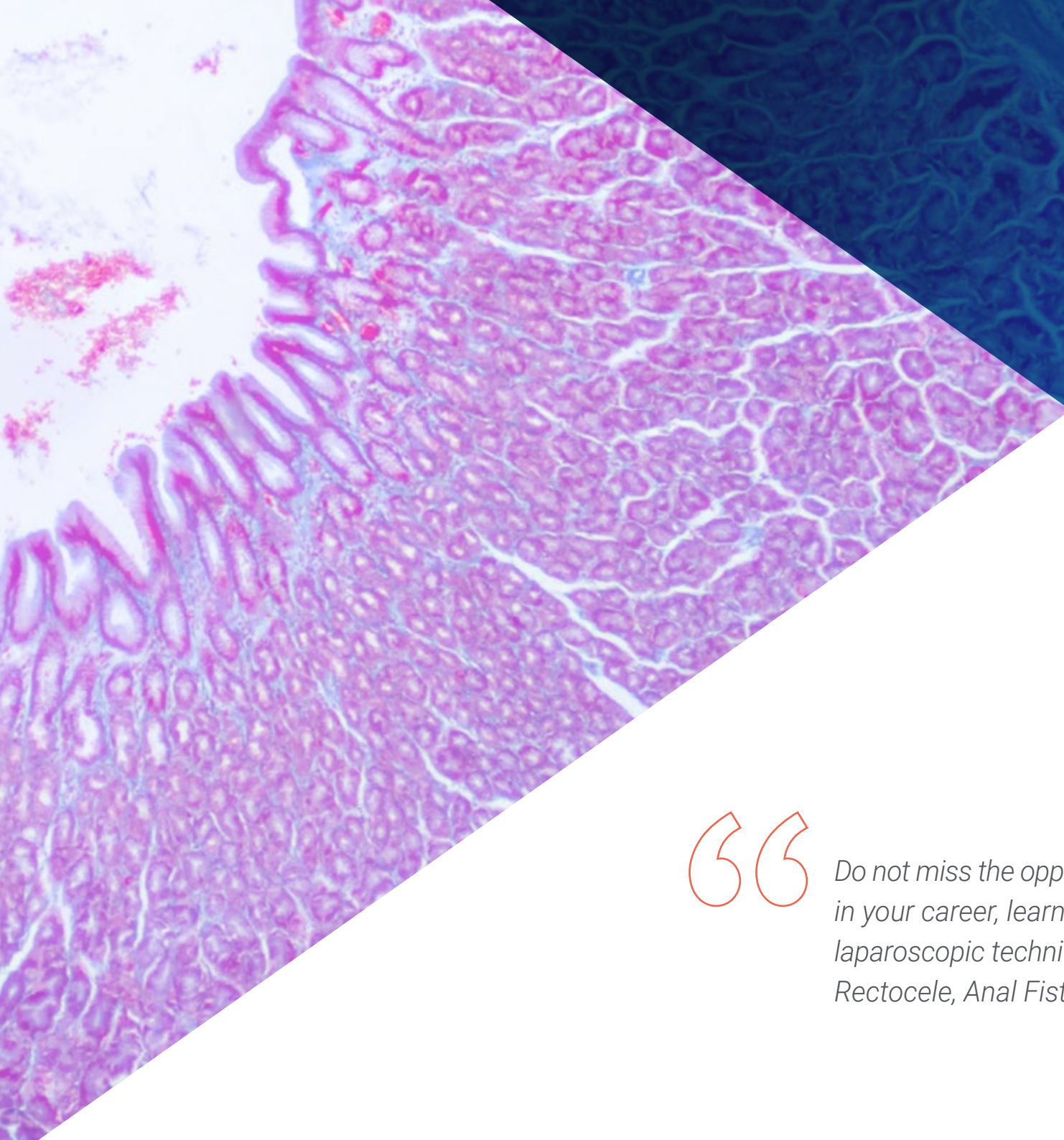
Module 10. Epidermoid Anal Cancer

- ◆ Review the etiology, epidemiology, clinical, and diagnostic features of epidermoid anal cancer in an interactive way
- ◆ Develop therapeutic algorithms for epidermoid anal cancer
- ◆ Know the Screening programs
- ◆ Determine surgical approaches to the management of recurrent epidermoid anal cancer
- ◆ Identify other types of malignant anal tumors and know how they are treated

04 Skills

After passing both educational stages of this Hybrid Professional Master's Degree, the physician will be ready to implement in their daily work the most up-to-date procedures of Proctology. This is possible thanks to the didactic advice received by TECH, which brought together in this program the essential theoretical and practical skills.





“

Do not miss the opportunity to take a step further in your career, learning with this program, the laparoscopic techniques necessary to intervene Rectocele, Anal Fistulas and other pathologies”



General Skills

- Master the pathologies of Proctology
- Learn new approaches based on the latest scientific evidence available
- Perform a comprehensive analysis of proctologic pathology
- Utilize the most recent technological innovations
- Learn about the future perspectives of Proctology

“

Acquire the essential skills to perform a professional practice of excellence in the field of Proctology, through this Hybrid Professional Master's Degree”





Specific Skills

- ◆ Comprehensive management of the pathologies associated with Proctology, from basic considerations, through treatments, latest scientific evidence and future perspectives
- ◆ Create a comprehensive and up-to-date overview of the topics presented, in order to generate useful knowledge in routine clinical practice and to know the best current treatments for this pathology
- ◆ Generate a critical mentality that contemplates the concern for expanding knowledge and information based on comparative, diagnostic algorithms and management of the pathology covered in this program
- ◆ Acquire in-depth knowledge of the non-surgical and surgical management of proctologic and pelvic floor pathology
- ◆ Integrate the acquired knowledge to be able to face the multidisciplinary management of pelvic floor pathology
- ◆ Identify technological innovations that provide an aid or support for decision making or surgical technique

05

Course Management

TECH has assembled a distinguished teaching staff for this program. All of them have extensive experience in dealing with rectal pathologies and the use of technological innovations for their diagnosis and treatment. This teaching staff has put together an innovative syllabus, which includes the latest developments in this health field and facilitates the physician's fast and flexible assimilation of the most complex techniques and equipment within their reach, through a totally personalized didactic guide.



“

All the teachers of this program have participated in the design of audiovisual and interactive materials that will complement the knowledge integrated to its theoretical phase”

International Guest Director

Dr. Shehebar is a double board certified surgeon specializing in Colon and Rectal Surgery. He graduated from the New York University with a degree in Anthropology and then obtained his medical degree from the Tel Aviv University Sackler School of Medicine. He then completed his residency in General Surgery at Montefiore Medical Center/Albert Einstein College of Medicine in the Bronx, New York.

After this, he continued his education with a fellowship in Colon and Rectal Surgery at St. Luke's-Roosevelt Hospital Center of Columbia University College of Physicians and Surgeons in New York City. He obtained a highly specialized skill set in the treatment of benign and malignant diseases of the colon, rectum and anus and received training in advanced laparoscopic and robotic surgical techniques.

He also actively participates in the training of General Surgery residents at NYU Langone Hospital - Brooklyn. His clinical and research interests include the treatment of patients with inflammatory bowel disease (IBD), diverticulitis, advanced colon and rectal cancers, and complex anorectal diseases, all of which he approaches in a minimally invasive manner. He also performs screening and therapeutic colonoscopies. Dr. Shehebar has contributed to several peer-reviewed articles and is the author of several chapters in well-known medical textbooks on gastrointestinal disorders.

Dr. Shehebar is also a Member of the American College of Surgeons, the American Society of Colon and Rectal Surgeons and the New York Society of Colon and Rectal Surgeons.



Dr. Shehebar, Josef A.

- Chief of the Colorectal Surgery Unit, NYU Langone Hospital-Brooklyn
- Specialist in advanced colon and rectal cancers, inflammatory bowel disease, diverticulitis and complex anorectal diseases
- B.A. in Anthropology, New York University
- M.D. from Tel Aviv University
- Fellowship in Colon and Rectal Surgery at St. Luke's Roosevelt Hospital Center, Columbia University

“

Thanks to TECH you will be able to learn with the best professionals in the world”

Management



Dr. León Arellano, Miguel

- ♦ General and Digestive System Surgeon at the Jiménez Díaz Foundation Hospital
- ♦ General and Digestive System Surgeon at IMED Hospitals
- ♦ Specialist Physician at the Jiménez Díaz Foundation University Hospital
- ♦ Expert in Colorectal and Pelvic Floor Interventions
- ♦ Participant in several research studies
- ♦ Professor in university studies and courses related to his specialty
- ♦ Master's Degree in Colorectal and Pelvic Floor Surgery from the University of Zaragoza

Professors

Dr. Guijo Castellano, Ismael

- ♦ Staff Surgeon of the General and Digestive System Surgery Service at the University Hospital Fundación Jiménez Díaz
- ♦ Coordinator of the Surgical Department of Phlebology at the Institute of Vascular Pathology of Madrid
- ♦ Surgeon of the Álvarez de la Marina Surgical Society in the Department of General and Digestive System Surgery
- ♦ Surgeon of the Angiology and Vascular Surgery Unit at the Ruber Internacional Hospital in Madrid
- ♦ PhD in Medicine and Surgery from the Autonomous University of Madrid

Dr. Guadalajara Labajo, Héctor

- ♦ Head of the Surgery Department at the General Hospital of Villalba
- ♦ Associate Professor at the Autonomous University of Madrid
- ♦ Specialist in Colorectal Surgery with specific attention to Robotic Colorectal Surgery and Proctology
- ♦ PhD with European mention by the Autonomous University of Madrid
- ♦ Promoter of www.operemos.es
- ♦ Member of the Board of Directors of the Spanish Association of Coloproctology
- ♦ Member of the Madrid Association of Surgery

Dr. Ortega López, Mario

- ♦ FEA at the San Carlos Clinical Hospital in the Coloproctology Unit
- ♦ Assistant Physician of General and Digestive Surgery at the General Hospital of Segovia
- ♦ Collaborating Physician in Practical Teaching in the Coloproctology Unit of the General and Digestive Surgery Service at the San Carlos Clinical University Hospital in Madrid and at the Jiménez Díaz Foundation University Hospital in Madrid
- ♦ Professor in General Surgery and Coloproctology courses
- ♦ Doctor in General and Digestive Surgery by the Complutense University of Madrid
- ♦ Postgraduate Diploma in Management and Use of Minimally Invasive Techniques by the Complutense University of Madrid
- ♦ Member of the Board of Directors of the Spanish Association of Coloproctology

Dr. Jiménez Rodríguez, Rosa María

- ♦ Specialist in the Coloproctology Unit of the University Hospital Virgen del Rocío, Madrid
- ♦ Specialist in Surgery at the University Hospital Puerta del Mar
- ♦ Doctor in General Surgery and Digestive System by the University of Seville
- ♦ Degree in Medicine and Surgery from the University of Extremadura
- ♦ Master's Degree in Coloproctology, Colorectal Surgery and Pelvic Floor Surgery by the University of Zaragoza
- ♦ Specialist Degree in Digital Teaching for Medicine from TECH Technological University
- ♦ Research and Clinical Fellowship at Memorial Sloan Kettering Cancer Center in New York City

Dr. García Septiem, Javier

- ♦ Coordinator of the Coloproctology Unit at the La Princesa University Hospital
- ♦ Specialist in Coloproctology and Advanced Laparoscopic Surgery at Vithas Nuestra Señora de América Hospital
- ♦ Assistant Surgical Director of the University Hospital of Getafe
- ♦ Colorectal Surgeon at the University Hospital of Getafe
- ♦ Doctor of Medicine and Surgery, from the Complutense University of Madrid
- ♦ Degree in Medicine and Surgery from the Complutense University of Madrid
- ♦ Specialist in General and Digestive System Surgery at University Hospital of Getafe
- ♦ Master's Degree in Medical Management and Clinical Management from the National School of Health and the UNED (National Distance Learning University)
- ♦ Board in Coloproctology by the European Board of Surgery

Dr. García Vásquez, Carlos

- ♦ General Digestive System Surgeon at IDC Salud
- ♦ Associate Surgeon at the Jimenez Diaz Foundation
- ♦ General and Digestive System Surgeon at Hospital Madrid Torreloa
- ♦ General and Digestive System Surgeon at Virgen del Mar Hospital and La Luz Clinic
- ♦ Doctor in Surgery from the Autonomous University of Madrid

Dr. Valverde Núñez, Ignacio

- ♦ Head of the Coloproctology and Colorectal Surgery Unit of the Villalba General University Hospital
- ♦ Specialist in General Surgery at the Hospital La Paz of Madrid
- ♦ Specialist in General Surgery at La Princesa Hospital, Madrid
- ♦ Specialist in Colorectal Surgery and Coloproctology at St. Mark's & Northwick Park Hospital (NWLH Trust) in London
- ♦ Doctor of Medicine, Rey Juan Carlos University, Madrid
- ♦ Degree in Medicine from the Autonomous University Madrid
- ♦ Postgraduate Diploma in Colorectal Surgery, Inflammatory Bowel Disease and Proctology at St. Mark's Hospital in London
- ♦ Fellow of the European Board of Coloproctology

Dr. Millán Scheiding, Mónica

- ♦ Surgeon in the Coloproctology Unit of the Hospital Universitari i Politècnic la Fe
- ♦ Head of the Coloproctology Unit at the Joan XXIII University Hospital
- ♦ Specialist in General Surgery and Digestive System in the Coloproctology Unit of the University Hospital of Bellvitge
- ♦ Doctor in Medicine from the University of Valencia
- ♦ Specialty in General and Digestive Surgery at the Hospital Arnau de Vilanova
- ♦ European Board in Coloproctology by the European Board of Surgical Qualification

Dr. García Olmo, Damián

- ♦ Head of the Department of Surgery at the Jiménez Díaz Foundation University Hospital
- ♦ Head of the Colorectal Surgery Section at La Paz Hospital
- ♦ Founder and director of the Cell Therapy Unit at La Paz Hospital
- ♦ Head of the surgical team at INSALUD in Murcia
- ♦ Specialist in General and Digestive System Surgery at the General Hospital of Albacete and La Paz Hospital
- ♦ Doctor in Medicine and Surgery from the University of Murcia
- ♦ Medical Specialist in General Surgery and Digestive System
- ♦ Clinical Internships at St. Marks Hospital in London, John Radcliffe Hospital in Oxford and Massachusetts General Hospital in Boston

Dr. Celi Altamirano, Edgardo Andrés

- ♦ Medical Director of the "Libertad del Toachi" health center of the Ministry of Public Health of Ecuador
- ♦ Specialist in General and Digestive System Surgery at Fundación Alcorcón University Hospital
- ♦ Honorary University Professor at the Fundación de Alcorcón University Hospital - Rey Juan Carlos University
- ♦ Anal and Rectal Ultrasound Course at the Virgen del Rocío Hospital
- ♦ Course of Sacral Neuromodulation in Pelvic Floor Dysfunctions by Mutua Terrasa - Medtronic

Dr. González Gómez, Carolina

- ♦ General and Digestive System Surgeon at the La Paz University Hospital
- ♦ Attending Surgeon at the Vithas Nuestra Señora de América Hospital
- ♦ Researcher of the IdiPaz group (Research Institute of the La Paz University Hospital), Cell Therapy and Genometastasis Group
- ♦ Tutor of Residents of General and Digestive Surgery at the La Paz University Hospital
- ♦ Clinical Teaching Collaborator in the Department of Surgery at the Autonomous University of Madrid
- ♦ Doctor of Medicine from the Autonomous University of Madrid
- ♦ Master's Degree in Health Management from the Camilo José Cela University
- ♦ Diploma of Advanced Studies from the Autonomous University of Madrid "Rectovaginal fistula, retrospective studies" at La Paz University Hospital

Dr. Vega López, Laura

- ♦ Specialists in General Surgery at the San Francisco de Asís Hospital
- ♦ Specialist in General Surgery at the Quirón Marbella Hospital
- ♦ Specialist in General Surgery and Digestive System at Fundación Alcorcón University Hospital
- ♦ Master's Degree in Research in Clinical Medicine from the Rey Juan Carlos University
- ♦ Postgraduate Diploma in Digital Teaching for Medicine
- ♦ Postgraduate Diploma in Health Management Skills, CEU University
- ♦ Member of the Spanish Association of Surgeons (AEC)
- ♦ Member of the Spanish Association of Coloproctology (AACP)

Dr. Alvarellos Pérez, Alicia

- ♦ Medical Specialist in the Department of General and Digestive System Surgery at the Villalba General University Hospital
- ♦ Medical Specialist in the Department of General Surgery and Digestive System at Rey Juan Carlos University Hospital
- ♦ Specialist in the Colorectal Surgery Unit of the Department of General Surgery and Digestive System at the Jiménez Díaz Foundation University Hospital
- ♦ Degree in Medicine and Surgery from the University of Cantabria
- ♦ Fellowship in Colorectal Surgery at the Jiménez Díaz Foundation University Hospital
- ♦ Resident Intern in General and Digestive Surgery at the University Hospital Complex of Pontevedra



*Learn from the best in the industry
and benefit from their experience
in the reality of this profession"*

06

Educational Plan

This TECH academic program brings together the main advances in the field of Proctology. Throughout several modules of interest, students will examine the pathophysiologies of different conditions in the anus and rectum. In addition, they will explore surgical treatments and non-invasive procedures for their proper management. The syllabus also addresses sexually transmitted diseases that may have implications for the perianal area, such as the Human Papilloma Virus (HPV). These theoretical contents will be available on a 100% online learning platform, which the physician will be able to access at any time, from any mobile device.





“

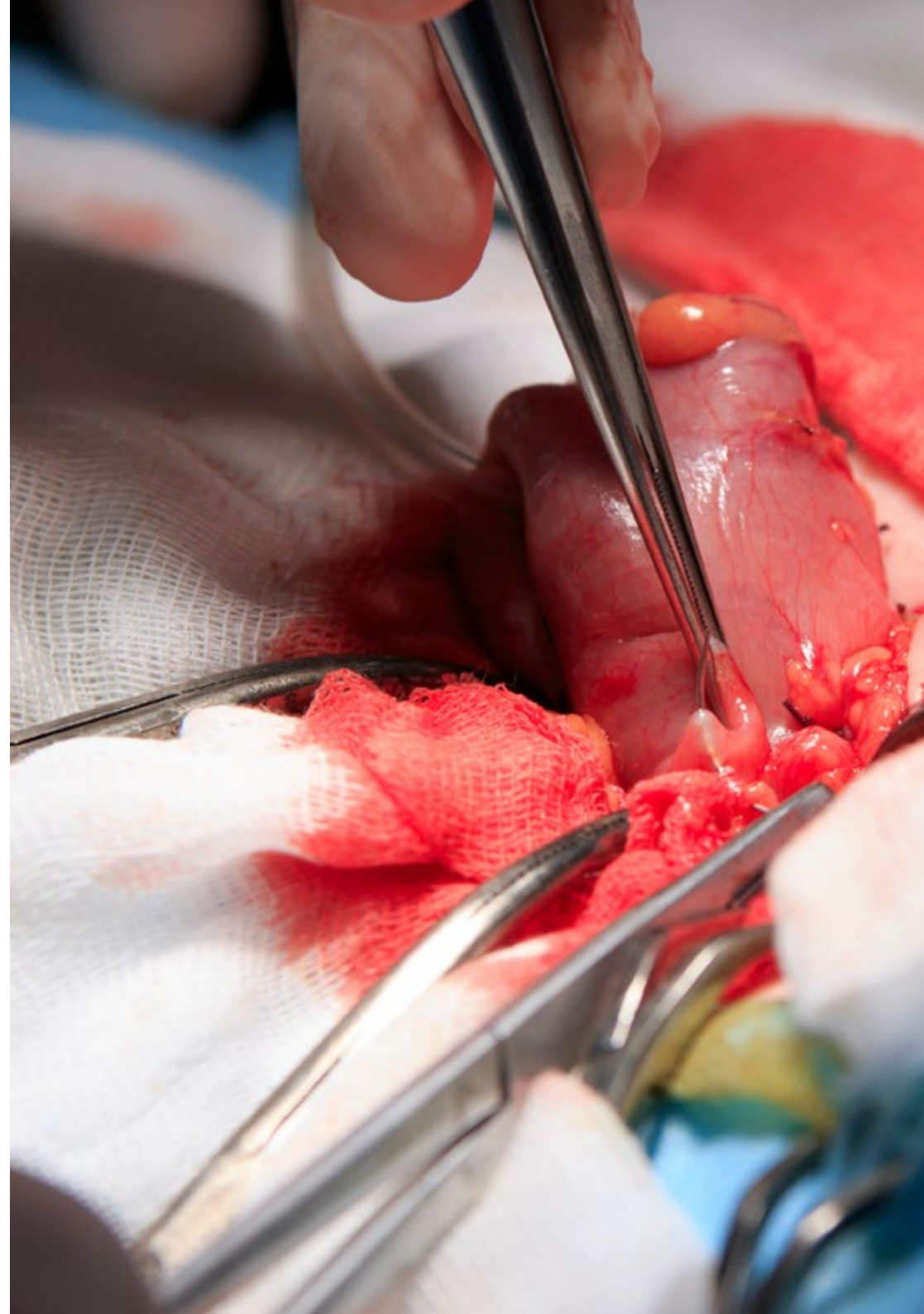
Didactic methods such as Relearning will be at your disposal in this Hybrid Professional Master's Degree to help you assimilate all its contents in a fast and flexible way”

Module 1. Introduction, Anatomy, Symptoms, and Complementary Tests

- 1.1. History of Proctology
- 1.2. Anorectal Surgical Anatomy
- 1.3. Anorectal Physiology
- 1.4. Clinical History and Basic
- 1.5. Anesthesia in Proctologic Surgery
- 1.6. Rectorrhagia
- 1.7. Proctalgia
- 1.8. Pruritis Ani
- 1.9. Complementary and Radiological Examinations
- 1.10. Endoanal and Transperineal Ultrasound

Module 2. Hemorrhoids

- 2.1. Concept and Etiology
- 2.2. Clinical Diagnosis and Classification
- 2.3. Medical Treatment
- 2.4. Non-Surgical Treatment - Banding, Sclerosis, Embolization
- 2.5. Surgical Management
- 2.6. Emergency Treatment
- 2.7. Post-Operative Care
- 2.8. Special Situations
 - 2.8.1. Pregnancy
 - 2.8.2. Anticoagulation
 - 2.8.3. Links to Other Pathologies
- 2.9. Post-Surgical Complications and Prevention
- 2.10. Comparison of the Techniques According to Evidence and Algorithms
 - 2.10.1. Comparison of Different Techniques According to Evidence
 - 2.10.2. Treatment Algorithms



Module 3. Anal Fissure and Sphincter Lesions

- 3.1. Concept and Etiology
- 3.2. Clinical Diagnosis
- 3.3. Classification and Complementary Tests
- 3.4. Medical Treatment
 - 3.4.1. Lifestyle modifications
 - 3.4.2. Medical treatment
 - 3.4.3. Botox
- 3.5. Surgical Management
- 3.6. Post-Operative Management and Complications
- 3.7. Special Situations: Anal Fissure
 - 3.7.1. Recurrent or Relapsing Fissure
 - 3.7.2. Fissure and Stenosis
 - 3.7.3. Fissure and Crohn's Disease
 - 3.7.4. Fissure and Hemorrhoids
- 3.8. Sphincter Lesions - Definition and Classification
- 3.9. Sphincter Lesions - Medical History, Questionnaires, and Diagnostic Tests
- 3.10. Treatment of Sphincter Lesions - Anoplasty

Module 4. Perianal Abscesses and Fistulas

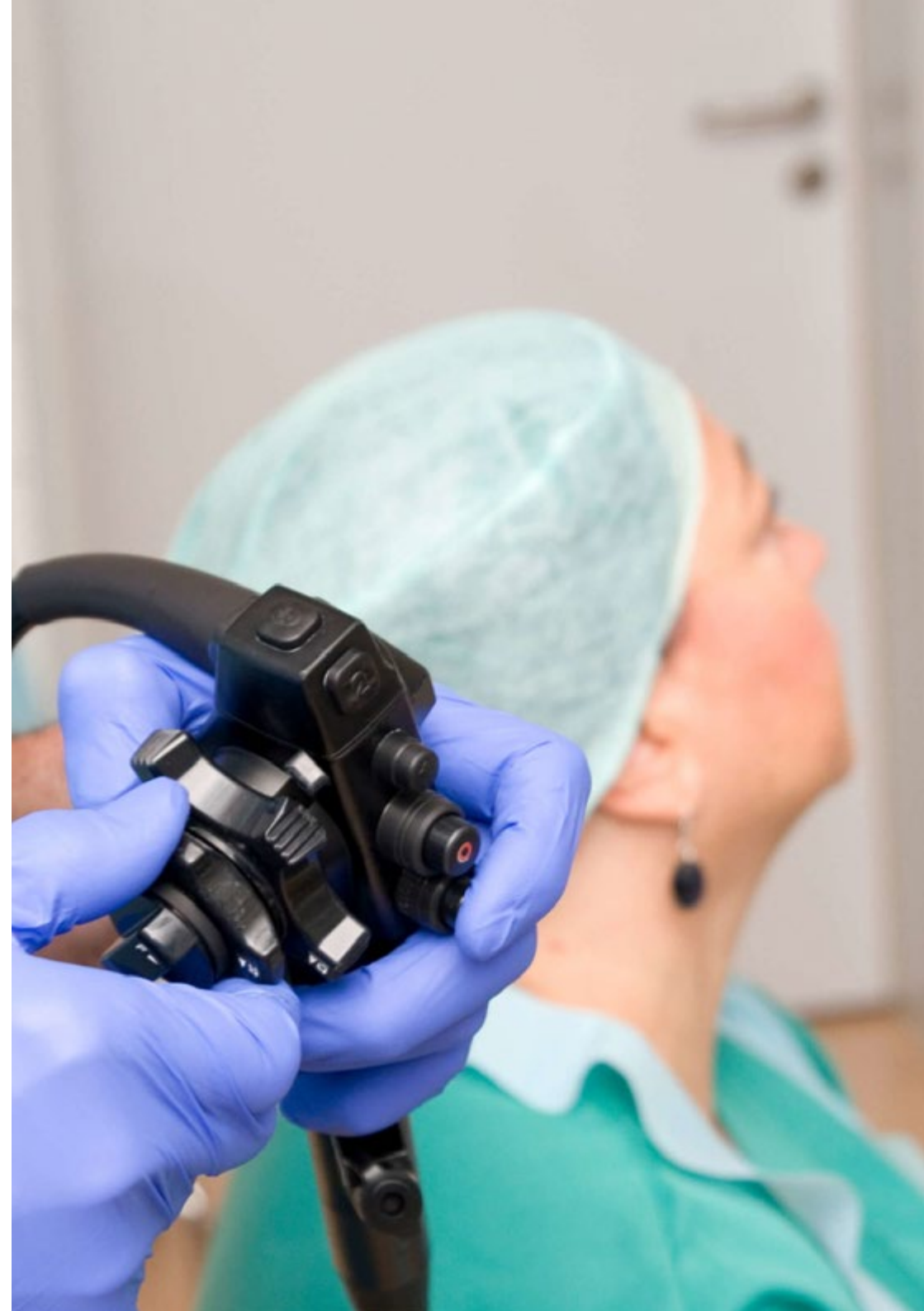
- 4.1. Concept and Etiology
- 4.2. Diagnosis and Complementary Tests
- 4.3. Classification
- 4.4. Perianal Abscess Treatment
- 4.5. Perianal Fistula Treatment
- 4.6. Perianal Abscess Complications - Fournier's Gangrene
- 4.7. Special Situations Perianal Fistulas
- 4.8. Recurrence
- 4.9. Rectovaginal Fistula
- 4.10. The Role of Stem Cells in Perianal Fistulas

Module 5. Pilonidal Sinus, Hidradenitis, Anal Stenosis, Actinic Proctitis, Anorectal Malformations, Pediatric Diseases, and Somatization

- 5.1. Pilonidal Sinus
- 5.2. Hidradenitis
- 5.3. Anal Stenosis and Mucosal Ectropion
- 5.4. Anorectal Malformations
- 5.5. Pediatric Anorectal Diseases (Hirschsprung's, Constipation, Pediatric Rectal Prolapse)
 - 5.5.1. Hirschsprung's Disease
 - 5.5.2. Constipation
 - 5.5.3. Pediatric Rectal Prolapse
- 5.6. Actinic Proctitis
- 5.7. Somatization and Psychological Component with Proctological Manifestations

Module 6. Dermatology of the Anal Region and STD, HPV, Anorectal Inflammatory Disease, Trauma, Benign Neoplasms, and Anal Aesthetics

- 6.1. Anal Region Dermatology
- 6.2. Sexually Transmitted Diseases
- 6.3. HPV: Condyloma, Introduction to Premalignant Lesions, Clinical Picture, and Diagnosis
- 6.4. HPV: Treatment of Condyloma and Premalignant Lesions
- 6.5. HPV: Prevention, Algorithms, and Monitoring
- 6.6. Anorectal Inflammatory Bowel Disease
- 6.7. Anorectal Trauma and Foreign Bodies
- 6.8. Benign Anorectal Neoplasms
- 6.9. Anal Aesthetics, Skin Tags, and Anal Bleaching



Module 7. Fecal Incontinence, Constipation, Pelvic Pain, and Sexual Dysfunction

- 7.1. Fecal Incontinence; from Irrigation to Regenerative Medicine
- 7.2. Constipation - Fecaloma
- 7.3. Anterior Resection Syndrome
- 7.4. Proctalgia Fugax
- 7.5. Coccygodynia
- 7.6. Pudendal Neuralgia
- 7.7. Pelvic Floor Rehabilitation -Biofeedback
- 7.8. Sacral Root Neurostimulation
- 7.9. Complementary and Radiological Tests
- 7.10. Sexual Dysfunction Secondary to Surgical Treatments
- 7.11. Deep Endometriosis

Module 8. Obstructive Defecatory Syndrome

- 8.1. Anatomy and Components
- 8.2. Etiopathogenesis
- 8.3. Anamnesis, Lifestyle Questionnaires and Physical Examination
- 8.4. Rectocele
- 8.5. Rectal Prolapse
- 8.6. Enterocele
- 8.7. Intussusception and Solitary Rectal Ulceration
- 8.8. Perineal Evisceration and Eventration
- 8.9. Evacuatory Dysfunction
- 8.10. Complementary and Radiological Tests
- 8.11. Robotic and Laparoscopic Pelvic Floor Surgery

Module 9. Transanal Surgery. Retrorectal Tumors and 3D Reconstruction

- 9.1. Transanal Surgery. History, Indications, and Complementary Tests
- 9.2. Transanal Surgery: Surgical Treatment and Management Algorithm
- 9.3. Retrorectal tumors. Clinical History, Diagnosis, Complementary Tests
- 9.4. Retrorectal Tumors: Surgical Treatment
- 9.5. Anastomotic Sinus: Diagnosis and Treatment
- 9.6. 3D Reconstruction
- 9.7. The Digital Era of Colorectal Surgery

Module 10. Epidermoid Anal Cancer

- 10.1. Etiology, Epidemiology, and Tumor Types
- 10.2. Clinical Diagnosis
- 10.3. Staging and Histology
- 10.4. Treatment
- 10.5. Monitoring Protocols and Quality of Life
- 10.6. Screening
- 10.7. Relapse Management
- 10.8. Other Types of Malignant Tumors



From a 100% online and interactive platform, you will master the most up-to-date concepts in the field of Proctology”

07

Clinical Internship

At the end of the online phase, this Hybrid Professional Master's Degree includes an on-site and intensive internship where the physician will directly apply their new knowledge in real patient care. In this way, they will be able to strengthen their skills and acquire a greater knowledge of the problems that can occur in real practice.



“

Complete this academic phase in a prestigious center, equipped with the latest technological resources for the diagnosis and treatment of anal fistulas”

The clinical internship of this Hybrid Professional Master's Degree is composed of a stay of the highest quality and medical exigency. For this purpose, the specialist will join a hospital institution of the utmost rigor and will apply innovative care strategies for 3 weeks. This center will provide access to the most sophisticated technologies and the most complex procedures that are currently implemented in and out of the operating room to treat pathologies such as Rectal Prolapse, Rectosele, Fecal Incontinence, among others.

In addition, the graduate will be supported at all times by an attending tutor who will gradually incorporate dynamic tasks into the learning process. Also, the specialist will have the opportunity to discuss the approach to real patients with experts of extensive experience and comprehensive practical skills.

The practical teaching will be carried out with the active participation of the student performing the activities and procedures of each area of knowledge (learning to learn and learning to do), with the accompaniment and guidance of teachers and other fellow trainees that facilitate teamwork and multidisciplinary integration as transversal competencies for the practice of Medicine (learning to be and learning to relate).

The procedures described below will form the basis of the practical part of the training, and their implementation is subject to both the suitability of the patients and the availability of the center and its workload, with the proposed activities being as follows:



Receive specialized education in an institution that can offer you all these possibilities, with an innovative academic program and a human team that will help you develop your full potential"



Module	Practical Activity
New Technologies and Diagnostic Procedures in Proctology	Measure the function of the final part of the intestine (rectum and anus) through anal manometry
	Assess in 360 degrees the characteristics of the anus, its musculature, abscesses, fistulous tracts and possible tumors through 3D Ultrasonographic Scanner endoanal and endorectal
	Detect the presence of polyps, tumors, hemorrhoids or other rectal problems through Rectoscopy
	Examine by means of a dynamic endorectal ultrasound probe the tissues of the endorectal cavity, as well as organs located in front of the rectum, such as the prostate
	Perform colonic transit studies with radiopaque markers
	Apply Electromyography and nerve conduction studies to assess the peripheral nerves that innervate the anorectum
Non-surgical Trends in Proctology	Promote healing and help relax the anal sphincter in patients with anal fissures through external application of Nitroglycerin
	Counteract rectal prolapse through biofeedback physical therapy for pelvic floor dysfunction
	Indicate the vaginal pessary is a silicone device that is inserted into the vagina and helps support the bulging tissues in patients with Rectocele
	Treat with pharmacological therapies for fecal incontinence
	Use sacral root neurostimulation in the treatment of fecal incontinence, chronic constipation and chronic pelvic pain
Latest Surgical Treatments in Proctology	Use surgical laser for the treatment of hemorrhoidal disease, anal fissure and anal fistulas
	Develop pre-operative Doppler-guided anal scans
	Implement laparoscopy and other minimally invasive techniques to treat rectal prolapse and rectocele by abdominal, transperineal and transanal routes
	Apply the ultrasonic scalpel in the surgical treatment of fecal incontinence
	Enable multiple electrosurgical treatments through THD ProctoStation technology
Advanced Approach to Colon Cancer	Remove tumor polyps during Colonoscopy
	Remove a small amount of the inner lining of the colon by Endoscopic Mucosal Resection
	Take samples of the lymph nodes in the area where the tumor is located through Laparoscopy
	Create, through surgery, a pathway to remove waste from the body and reconnect the healthy parts of the colon or rectum
	Indicate the use of pharmacologic therapies such as Immunotherapy and other care strategies such as Chemotherapy and Radiotherapy

Civil Liability Insurance

This institution's main concern is to guarantee the safety of the trainees and other collaborating agents involved in the internship process at the company. Among the measures dedicated to achieve this is the response to any incident that may occur during the entire teaching-learning process.

To this end, this entity commits to purchasing a civil liability insurance policy to cover any eventuality that may arise during the course of the internship at the center.

This liability policy for interns will have broad coverage and will be taken out prior to the start of the practical training period. That way professionals will not have to worry in case of having to face an unexpected situation and will be covered until the end of the internship program at the center.



General Conditions of the Internship Program

The general terms and conditions of the internship program agreement shall be as follows:

1. TUTOR: During the Hybrid Professional Master's Degree, students will be assigned with two tutors who will accompany them throughout the process, answering any doubts and questions that may arise. On the one hand, there will be a professional tutor belonging to the internship center who will have the purpose of guiding and supporting the student at all times. On the other hand, they will also be assigned with an academic tutor whose mission will be to coordinate and help the students during the whole process, solving doubts and facilitating everything they may need. In this way, the student will be accompanied and will be able to discuss any doubts that may arise, both clinical and academic.

2. DURATION: The internship program will have a duration of three continuous weeks, in 8-hour days, 5 days a week. The days of attendance and the schedule will be the responsibility of the center and the professional will be informed well in advance so that they can make the appropriate arrangements.

3. ABSENCE: If the students does not show up on the start date of the Hybrid Professional Master's Degree, they will lose the right to it, without the possibility of reimbursement or change of dates. Absence for more than two days from the internship, without justification or a medical reason, will result in the professional's withdrawal from the internship, therefore, automatic termination of the internship. Any problems that may arise during the course of the internship must be urgently reported to the academic tutor.

4. CERTIFICATION: Professionals who pass the Hybrid Professional Master's Degree will receive a certificate accrediting their stay at the center.

5. EMPLOYMENT RELATIONSHIP: The Hybrid Professional Master's Degree shall not constitute an employment relationship of any kind.

6. PRIOR EDUCATION: Some centers may require a certificate of prior education for the Hybrid Professional Master's Degree. In these cases, it will be necessary to submit it to the TECH internship department so that the assignment of the chosen center can be confirmed.

7. DOES NOT INCLUDE: The Hybrid Professional Master's Degree will not include any element not described in the present conditions. Therefore, it does not include accommodation, transportation to the city where the internship takes place, visas or any other items not listed

However, students may consult with their academic tutor for any questions or recommendations in this regard. The academic tutor will provide the student with all the necessary information to facilitate the procedures in any case.

08

Where Can I Do the Clinical Internship?

This Hybrid Professional Master's Degree in Proctology offers a clinical internship in hospitals of international prestige. This is possible thanks to the networks of contacts and collaborators available at TECH, the largest digital university in the world. In these institutions, the specialist will have access to the most up-to-date technology and will be able to provide first-class medical care to real patients. They will also be advised and supervised by distinguished experts in this professional area.





“

Enroll in this program and acquire the most up-to-date skills and procedures related to Proctology”



The student will be able to complete the internship of this Hybrid Professional Master's Degree at the following centers:



Medicine.

Hospital HM Modelo

Country	City
Spain	La Coruña

Address: Rúa Virrey Osorio, 30, 15011, A Coruña

Network of private clinics, hospitals and specialized centers distributed throughout Spain.

Related internship programs:

- Anaesthesiology and Resuscitation
- Palliative Care



Medicine.

Hospital HM Rosaleda


Country	City
Spain	La Coruña

Address: Rúa de Santiago León de Caracas, 1, 15701, Santiago de Compostela, A Coruña

Network of private clinics, hospitals and specialized centers distributed throughout Spain.

Related internship programs:

- Hair Transplantation
- Orthodontics and Dentofacial Orthopedics



Medicine.

Hospital HM Regla

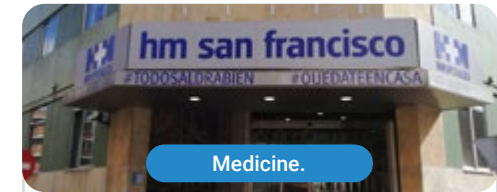
Country	City
Spain	León

Address: Calle Cardenal Landázuri, 2, 24003, León

Network of private clinics, hospitals and specialized centers distributed throughout Spain.

Related internship programs:

- Update on Psychiatric Treatment in Minor Patients



Medicine.

Hospital HM San Francisco

Country	City
Spain	León

Address: C. Marqueses de San Isidro, 11, 24004, León

Network of private clinics, hospitals and specialized centers distributed throughout Spain.

Related internship programs:

- Update in Anesthesiology and Resuscitation
- Trauma Nursing



Medicine.

Hospital HM Nou Delfos

Country	City
Spain	Barcelona

Address: Avinguda de Vallcarca, 151, 08023 Barcelona

Network of private clinics, hospitals and specialized centers distributed throughout Spain.

Related internship programs:

- Aesthetic Medicine
- Clinical Nutrition in Medicine



Medicine.

Hospital HM Madrid

Country	City
Spain	Madrid

Address: Pl. del Conde del Valle de Súchil, 16, 28015, Madrid

Network of private clinics, hospitals and specialized centers distributed throughout Spain.

Related internship programs:

- Palliative Care
- Anaesthesiology and Resuscitation



Medicine.

Hospital HM Montepíncipe

Country	City
Spain	Madrid

Address: Av. de Montepíncipe, 25, 28660, Boadilla del Monte, Madrid

Network of private clinics, hospitals and specialized centers distributed throughout Spain.

Related internship programs:

- Palliative Care
- Aesthetic Medicine



Medicine.

Hospital HM Torrelodones

Country	City
Spain	Madrid

Address: Av. Castillo Olivares, s/n, 28250, Torrelodones, Madrid

Network of private clinics, hospitals and specialized centers distributed throughout Spain.

Related internship programs:

- Anaesthesiology and Resuscitation
- Palliative Care



Medicine.

Hospital HM Sanchinarro

Country: Spain City: Madrid

Address: Calle de Oña, 10, 28050, Madrid

Network of private clinics, hospitals and specialized centers distributed throughout Spain.

Related internship programs:

- Anaesthesiology and Resuscitation
- Palliative Care



Medicine.

Hospital HM Nuevo Belén

Country: Spain City: Madrid

Address: Calle José Silva, 7, 28043, Madrid

Network of private clinics, hospitals and specialized centers distributed throughout Spain.

Related internship programs:

- General and Digestive System Surgery
- Clinical Nutrition in Medicine



Medicine.

Hospital HM Puerta del Sur


Country: Spain City: Madrid

Address: Av. Carlos V, 70, 28938, Móstoles, Madrid

Network of private clinics, hospitals and specialized centers distributed throughout Spain.

Related internship programs:

- Palliative Care
- Clinical Ophthalmology



Medicine.

Hospital HM Vallés

Country: Spain City: Madrid

Address: Calle Santiago, 14, 28801, Alcalá de Henares, Madrid

Network of private clinics, hospitals and specialized centers distributed throughout Spain.

Related internship programs:

- Gynecologic Oncology
- Clinical Ophthalmology



Medicine.

Policlínico HM Arapiles

Country: Spain City: Madrid

Address: C. de Arapiles, 8, 28015, Madrid

Network of private clinics, hospitals and specialized centers distributed throughout Spain.

Related internship programs:

- Anaesthesiology and Resuscitation
- Pediatric Dentistry



Medicine.

Policlínico HM Cruz Verde

Country: Spain City: Madrid

Address: Plaza de la Cruz Verde, 1-3, 28807, Alcalá de Henares, Madrid

Network of private clinics, hospitals and specialized centers distributed throughout Spain.

Related internship programs:

- Advanced Clinical Podiatry
- Optical Technologies and Clinical Optometry



Medicine.

Policlínico HM Distrito Telefónica

Country: Spain City: Madrid

Address: Ronda de la Comunicación, 28050, Madrid

Network of private clinics, hospitals and specialized centers distributed throughout Spain.

Related internship programs:

- Optical Technologies and Clinical Optometry
- General and Digestive System Surgery



Medicine.

Policlínico HM Gabinete Velázquez

Country: Spain City: Madrid

Address: C. de Jorge Juan, 19, 1° 28001, 28001, Madrid

Network of private clinics, hospitals and specialized centers distributed throughout Spain.

Related internship programs:

- Clinical Nutrition in Medicine
- Aesthetic Plastic Surgery



Medicine.

Policlínico HM La Paloma

Country: Spain
City: Madrid

Address: Calle Hilados, 9, 28850, Torrejón de Ardoz, Madrid

Network of private clinics, hospitals and specialized centers distributed throughout Spain.

Related internship programs:

- Advanced Operating Room Nursing
- Orthodontics and Dentofacial Orthopedics



Medicine.

Policlínico HM Moraleja

Country: Spain
City: Madrid

Address: P.º de Alcobendas, 10, 28109, Alcobendas, Madrid

Network of private clinics, hospitals and specialized centers distributed throughout Spain.

Related internship programs:

- Rehabilitation Medicine in Acquired Brain Injury Management



Medicine.

Policlínico HM Sanchinarro

Country: Spain
City: Madrid

Address: Av. de Manóteras, 10, 28050, Madrid

Network of private clinics, hospitals and specialized centers distributed throughout Spain.

Related internship programs:

- Gynecological Care for Midwives
- Nursing in the Digestive Tract Department





Medicine.

Policlínico HM Rosaleda Lalín

Country	City
Spain	Pontevedra

Address: Av. Buenos Aires, 102, 36500, Lalín, Pontevedra

Network of private clinics, hospitals and specialized centers distributed throughout Spain.

Related internship programs:

- Advances in Hematology and Hemotherapy
- Neurological Physiotherapy



Medicine.

Policlínico HM Imi Toledo

Country	City
Spain	Toledo

Address: Av. de Irlanda, 21, 45005, Toledo

Network of private clinics, hospitals and specialized centers distributed throughout Spain.

Related internship programs:

- Electrotherapy in Rehabilitation Medicine
- Hair Transplantation

09

Methodology

This academic program offers students a different way of learning. Our methodology uses a cyclical learning approach: **Relearning**.

This teaching system is used, for example, in the most prestigious medical schools in the world, and major publications such as the **New England Journal of Medicine** have considered it to be one of the most effective.





“

Discover Relearning, a system that abandons conventional linear learning, to take you through cyclical teaching systems: a way of learning that has proven to be extremely effective, especially in subjects that require memorization"

At TECH we use the Case Method

What should a professional do in a given situation? Throughout the program, students will face multiple simulated clinical cases, based on real patients, in which they will have to do research, establish hypotheses, and ultimately resolve the situation. There is an abundance of scientific evidence on the effectiveness of the method. Specialists learn better, faster, and more sustainably over time.

With TECH you will experience a way of learning that is shaking the foundations of traditional universities around the world.



According to Dr. Gervas, the clinical case is the annotated presentation of a patient, or group of patients, which becomes a "case", an example or model that illustrates some peculiar clinical component, either because of its teaching power or because of its uniqueness or rarity. It is essential that the case is based on current professional life, trying to recreate the real conditions in the physician's professional practice.

“

Did you know that this method was developed in 1912, at Harvard, for law students? The case method consisted of presenting students with real-life, complex situations for them to make decisions and justify their decisions on how to solve them. In 1924, Harvard adopted it as a standard teaching method”

The effectiveness of the method is justified by four fundamental achievements:

1. Students who follow this method not only achieve the assimilation of concepts, but also a development of their mental capacity, through exercises that evaluate real situations and the application of knowledge.
2. Learning is solidly translated into practical skills that allow the student to better integrate into the real world.
3. Ideas and concepts are understood more efficiently, given that the example situations are based on real-life.
4. Students like to feel that the effort they put into their studies is worthwhile. This then translates into a greater interest in learning and more time dedicated to working on the course.



Relearning Methodology

At TECH we enhance the case method with the best 100% online teaching methodology available: Relearning.

This university is the first in the world to combine the study of clinical cases with a 100% online learning system based on repetition, combining a minimum of 8 different elements in each lesson, a real revolution with respect to the mere study and analysis of cases.

Professionals will learn through real cases and by resolving complex situations in simulated learning environments. These simulations are developed using state-of-the-art software to facilitate immersive learning.



At the forefront of world teaching, the Relearning method has managed to improve the overall satisfaction levels of professionals who complete their studies, with respect to the quality indicators of the best online university (Columbia University).

With this methodology, more than 250,000 physicians have been trained with unprecedented success in all clinical specialties regardless of surgical load. Our pedagogical methodology is developed in a highly competitive environment, with a university student body with a strong socioeconomic profile and an average age of 43.5 years old.

Relearning will allow you to learn with less effort and better performance, involving you more in your specialization, developing a critical mindset, defending arguments, and contrasting opinions: a direct equation to success.

In our program, learning is not a linear process, but rather a spiral (learn, unlearn, forget, and re-learn). Therefore, we combine each of these elements concentrically.

The overall score obtained by TECH's learning system is 8.01, according to the highest international standards.



This program offers the best educational material, prepared with professionals in mind:



Study Material

All teaching material is produced by the specialists who teach the course, specifically for the course, so that the teaching content is highly specific and precise.

These contents are then applied to the audiovisual format, to create the TECH online working method. All this, with the latest techniques that offer high quality pieces in each and every one of the materials that are made available to the student.



Surgical Techniques and Procedures on Video

TECH introduces students to the latest techniques, the latest educational advances and to the forefront of current medical techniques. All of this in direct contact with students and explained in detail so as to aid their assimilation and understanding. And best of all, you can watch the videos as many times as you like.



Interactive Summaries

The TECH team presents the contents attractively and dynamically in multimedia lessons that include audio, videos, images, diagrams, and concept maps in order to reinforce knowledge.

This exclusive educational system for presenting multimedia content was awarded by Microsoft as a "European Success Story".



Additional Reading

Recent articles, consensus documents and international guidelines, among others. In TECH's virtual library, students will have access to everything they need to complete their course.





Expert-Led Case Studies and Case Analysis

Effective learning ought to be contextual. Therefore, TECH presents real cases in which the expert will guide students, focusing on and solving the different situations: a clear and direct way to achieve the highest degree of understanding.



Testing & Retesting

We periodically evaluate and re-evaluate students' knowledge throughout the program, through assessment and self-assessment activities and exercises, so that they can see how they are achieving their goals.



Classes

There is scientific evidence on the usefulness of learning by observing experts. The system known as Learning from an Expert strengthens knowledge and memory, and generates confidence in future difficult decisions.



Quick Action Guides

TECH offers the most relevant contents of the course in the form of worksheets or quick action guides. A synthetic, practical, and effective way to help students progress in their learning.



10 Certificate

The Hybrid Professional Master's Degree in Proctology guarantees students, in addition to the most rigorous and up-to-date education, access to a Hybrid Professional Master's Degree diploma issued by TECH Global University.



“

Successfully complete this program and receive your university qualification without having to travel or fill out laborious paperwork”

This program will allow you to obtain your **Hybrid Professional Master's Degree certificate in Proctology** endorsed by **TECH Global University**, the world's largest online university.

TECH Global University is an official European University publicly recognized by the Government of Andorra (*official bulletin*). Andorra is part of the European Higher Education Area (EHEA) since 2003. The EHEA is an initiative promoted by the European Union that aims to organize the international training framework and harmonize the higher education systems of the member countries of this space. The project promotes common values, the implementation of collaborative tools and strengthening its quality assurance mechanisms to enhance collaboration and mobility among students, researchers and academics.

This **TECH Global University** title is a European program of continuing education and professional updating that guarantees the acquisition of competencies in its area of knowledge, providing a high curricular value to the student who completes the program.

Title: **Hybrid Professional Master's Degree in Proctology**

Course Modality: **Hybrid (Online + Clinical Internship)**

Duration: **12 months**

Certificate: **TECH Global University**

Recognition: **60 + 5 ECTS Credits**



*Apostille Convention. In the event that the student wishes to have their paper certificate issued with an apostille, TECH Global University will make the necessary arrangements to obtain it, at an additional cost.

future
health confidence people
education information tutors
guarantee accreditation teaching
institutions technology learning
community commitment
personalized service innovation
knowledge present
development languages
virtual classroom



**Hybrid Professional
Master's Degree**

Proctology

Modality: Hybrid (Online + Clinical Internship)

Duration: 12 months

Certificate: TECH Global University

60 + 5 créditos ECTS

Hybrid Professional Master's Degree

Proctology

