

Hybrid Professional Master's Degree

Acute Coronary Syndrome





Hybrid Professional Master's Degree

Acute Coronary Syndrome

Modality: Hybrid (Online + Clinical Internship)

Duration: 12 months

Certificate: TECH Technological University

Teaching Hours: 1,620 h.

Website: www.techtute.com/us/medicine/hybrid-professional-master-degree/hybrid-professional-master-degree-acute-coronary-syndrome

Index

01

Introduction

p. 4

02

Why Study this Hybrid
Professional Master's Degree?

p. 8

03

Objectives

p. 12

04

Skills

p. 18

05

Course Management

p. 22

06

Educational Plan

p. 28

07

Clinical Internship

p. 34

08

Where Can I Do the Clinical
Internship?

p. 40

09

Methodology

p. 46

10

Certificate

p. 54

01

Introduction

For the management of acute coronary syndrome, medical research in recent years has contributed a large number of diagnostic and treatment procedures and high-caliber devices. The dizzying speed with which these advances have occurred has caused certain difficulties for specialists to keep up to date and integrate these innovations into their professional practice. For this reason, TECH has created this Hybrid Professional Master's degree that brings together the most innovative content in this area of Cardiology. For its assimilation, the physician will have two well-differentiated academic phases. In the first, they will study from a 100% online platform with numerous multimedia resources. Afterwards, they will carry out an intensive face-to-face stay, where they will apply their new competencies in a prestigious and rigorous hospital center.





“

You will master, thanks to TECH, the latest therapeutic procedures to intervene in a personalized way in the Cardiac Rehabilitation of patients with Acute Coronary Syndrome”

In recent times, medical sciences have devoted multiple research studies to find more complete and comprehensive diagnostic and treatment methods against ischemic heart disease. Therefore, powerful tools such as Echocardiography, Coronary Angiography or Nuclear Stress Ischemia Test have evolved. Likewise, complex therapeutic methods such as coronary angioplasty with stenting, radiofrequency ablation therapy and coronary revascularization without extracorporeal circulation have also appeared. Keeping up to date on these and other advances, such as cell therapy, can be cumbersome for specialists. In particular, the development of this practice becomes more complex in a context where academic programs with high theoretical load and that do not pay attention to the development of practical competencies prevail.

TECH wants to leave behind this unsatisfactory context by designing a study modality that adjusts to the training needs of the cardiologist. Therefore, this Hybrid Professional Master's Degree in Acute Coronary Syndrome has two differentiated stages. In the first one, the physician will have 1,500 hours of theoretical learning from an interactive platform. You will also use innovative teaching methods such as Relearning to assimilate new content quickly and flexibly. Until you complete this preparation phase, you will not have to worry about pre-established schedules or rigid evaluation chronograms. At any time, you will be free to study from the comfort of any device connected to the Internet.

Upon completion of this theoretical training, the professional will have at their disposal the possibility of a practical and face-to-face internship at a state-of-the-art hospital center. Their transit through these institutions, which lasts 3 weeks, will allow them to apply the procedures learned directly in real cases. In addition, you will be guided by internationally renowned experts who will supervise your academic progress while facilitating the management of complete tools that today distinguish the evolution and development of protocols on Acute Coronary Syndrome.

This **Hybrid Professional Master's Degree in Acute Coronary Syndrome** contains the most complete and up-to-date scientific program on the market. The most important features include:

- ♦ Development of more than 100 clinical cases presented by medical professionals with extensive experience in the management of Acute Coronary Syndrome
- ♦ The graphic, schematic, and practical contents with which they are created, provide scientific and practical information on the disciplines that are essential for professional practice
- ♦ Comprehensive systematized action plans for the main pathologies
- ♦ Presentation of practical workshops on procedures diagnosis, and treatment techniques
- ♦ An algorithm-based interactive learning system for decision-making in the clinical situations presented throughout the course
- ♦ Practical clinical guides on approaching different pathologies
- ♦ All of this will be complemented by theoretical lessons, questions to the expert, debate forums on controversial topics, and individual reflection assignments
- ♦ Content that is accessible from any fixed or portable device with an Internet connection
- ♦ Furthermore, you will be able to carry out a clinical internship in one of the best hospital centers

“

Complete the 3 weeks of face-to-face practice of this Hybrid Professional Masters and develop by yourself complex, minimally invasive Revascularization procedures in your patients with Acute Coronary Syndrome”

In this Hybrid Professional Master's Degree, with a vocational nature and blended learning modality, the program is aimed at the development of Medical professionals who require a high level of qualification. The contents are based on the latest scientific evidence, and oriented in an educational way to integrate theoretical knowledge into practice, and the theoretical-practical elements will facilitate knowledge update and decision-making in patient management.

Thanks to its multimedia content developed with the latest educational technology, TECH will allow the professional to learn in a contextual and situated learning environment, i.e., a simulated environment that will provide immersive learning programmed to train in real situations. This program is designed around Problem-Based Learning, whereby the physician must try to solve the different professional practice situations that arise during the course. For this purpose, the students will be assisted by an innovative interactive video system created by renowned and experienced experts.

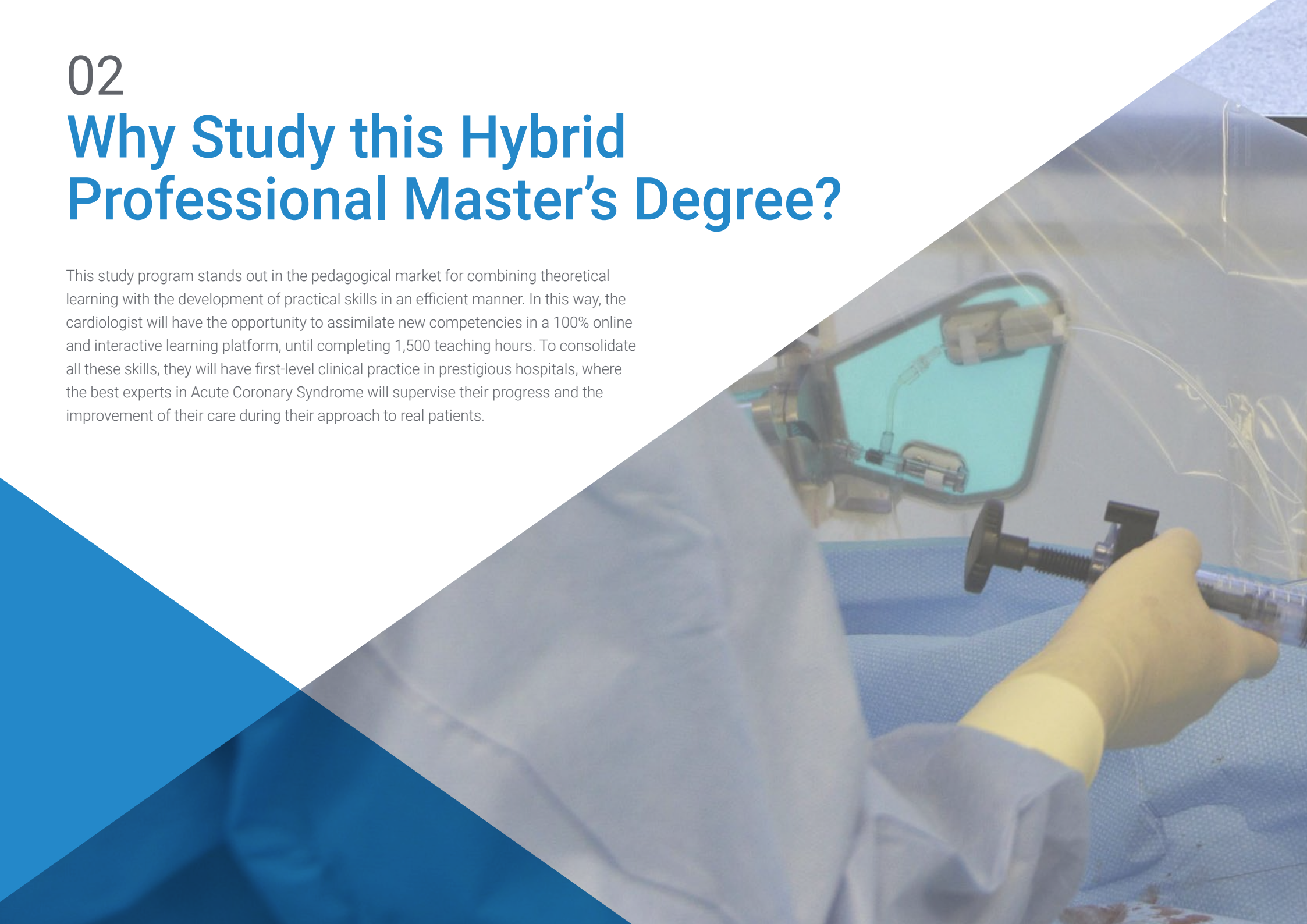
This curriculum is all you need to get up to speed on the latest therapeutic protocols in hospital coronary units.

Update your skills in the approach to patients with obstructed arteries through complex care methodologies such as coronary angioplasty with stenting.

02

Why Study this Hybrid Professional Master's Degree?

This study program stands out in the pedagogical market for combining theoretical learning with the development of practical skills in an efficient manner. In this way, the cardiologist will have the opportunity to assimilate new competencies in a 100% online and interactive learning platform, until completing 1,500 teaching hours. To consolidate all these skills, they will have first-level clinical practice in prestigious hospitals, where the best experts in Acute Coronary Syndrome will supervise their progress and the improvement of their care during their approach to real patients.





“

With this program, a pioneer of its kind in the educational market, TECH has uniquely combined the most current practical and theoretical learning in relation to Acute Coronary Syndrome”

1. Updating from the Latest Technology Available

The area of Cardiology has made considerable advances in recent years and, therefore, highly innovative technological devices have been implemented in its care strategies. Throughout this program, the physician will develop their competencies, integrating these tools to their skills and daily practice, through a process of theoretical and practical study of the highest quality.

2. Gaining In-depth Knowledge from the Experience of Top Specialists

During the two learning stages that make up this Hybrid Professional Master's Degree, the Doctor will have access to the best in this sector. First of all, they will have access to an excellent faculty that will clarify doubts and concepts of interest in the theoretical stage. Likewise, during the internship, they will work directly with distinguished experts in the most renowned and competitive hospital centers.

3. Entering First-Class Clinical Environments

For the practical internship of this program, TECH has made a careful selection. Therefore, the physician will have access to first level healthcare environments, where they will be able to handle the latest surgical and non-invasive technologies for the management of Acute Coronary Syndrome. At the same time, they will be guided by prestigious specialists who will help them to be trained in the application of the most current procedures for this Health concern.



4. Combining the Best Theory with State-of-the-Art Practice

Throughout 3 weeks of on-site internship in a prestigious hospital center, the Doctor will put into practice everything learned in the theoretical phase of this Hybrid Professional Master's Degree. Therefore, from the first moment, they will deal with real cases with ischemic pathologies, developing an up to date vision of the techniques and tools for their therapy and diagnosis.

5. Expanding the Boundaries of Knowledge

TECH, the world's largest online university, aspires that all its students have a first class education, according to the most up-to-date international standards. For this reason, the professional who is studying this Hybrid Professional Master's Degree, will have the opportunity to choose different medical centers for their practical internship, which will be located in different continents.



*You will have full practical immersion
at the center of your choice"*

03 Objectives

This Hybrid Professional Master's program has been designed by TECH to prepare the Cardiology professional in the application of the most innovative procedures regarding the management of Acute Coronary Syndrome. The physician will acquire these skills in two distinct educational stages. The first one will facilitate the assimilation of theoretical contents from a 100% online and interactive learning platform. Afterwards, they will be able to attend a clinical internship of 120 educational hours in which they will be able to put into practice all the subjects previously covered in the healthcare of real cases.





“

This curriculum will update you on the criteria for evaluating patients to undergo procedures such as Coronary Aspiration Thrombectomy or Fibrinolytic Therapy against clots in the arteries”



General Objective

- This Hybrid Professional Master's in Acute Coronary Syndrome focuses on developing in the specialist a deep understanding on the pathophysiology and incidence of the disease. At the same time, they will acquire the most modern evaluation and differential diagnosis skills, understanding the value of complementary techniques and resources. In addition, they will learn about reperfusion therapies, their limitations, advantages and disadvantages in the face of ischemic pathologies. It will also discuss the most complete Cardiac Rehabilitation programs of the moment and the best strategies for their personalization



Through two well-differentiated academic stages, TECH will put you up to date on the main theoretical and practical novelties for the comprehensive management of ischemic coronary pathologies”





Specific Objectives

Module 1. Ischemic Heart Disease: A Global Issue

- ◆ Internalize the change in the causes of mortality brought about by the development of more advanced societies and the reasons for it
- ◆ Recognize the causes of vascular disease and especially atheromatosis
- ◆ Master atherosclerosis stages and its complications, as well as the myocardium at risk
- ◆ Delve into the risk factors for developing atherosclerosis, both classic and new

Module 2. Clinical Presentation of Coronary Syndromes and Classification NSTEACS 1: Epidemiology. Pathophysiology and Classification

- ◆ Recognize the various clinical manifestations of coronary artery disease
- ◆ Classify acute coronary syndromes and their reasons
- ◆ Adapt the epidemiology and the different clinical presentations of ACS with ST-Segment Elevation
- ◆ Delve into the different electrocardiographic manifestations of ACS with ST-Segment Elevation
- ◆ Stratify patients by thrombotic and hemorrhagic risk to individualize their treatment
- ◆ Delve into variant angina and coronary vasospasm as a cause of ACS

Module 3. NSTEMACS 2: Imaging and Ischemia Detection Tests

- ♦ Correctly evaluate patients with chest pain in the emergency department and the value of chest pain units
- ♦ Assess the use of transthoracic ultrasound at the bedside in patients with chest pain
- ♦ Master the use of ergometry and stress echo in the assessment of the patient with chest pain
- ♦ Internalize the use of CT in the triple rule-out (coronary artery disease, aortic dissection and coronary artery disease) of chest pain
- ♦ Recognize the usefulness of MRI in patients with chest pain and the value of imaging tests in general in the long-term follow-up of these patients

Module 4. NSTEMACS 3: Medical and Revascularization Treatment

- ♦ Delve into the different types of drugs used in the treatment of NSTEMACS, which ones to use and for how long, with the exception of lipid-lowering drugs, which are reviewed in the prevention module
- ♦ Advise on the indications for revascularization of the patient with NSTEMACS
- ♦ Control the different forms of revascularization possible and their respective advantages and disadvantages
- ♦ Master Percutaneous Revascularization Techniques
- ♦ Master the techniques of Surgical Revascularization

Module 5. NSTEMACS 1: Clinical Picture, Presentation and Pre-Hospital and Emergency Assessment

- ♦ Develop knowledge in the different clinical presentations of NSTEMACS
- ♦ Assess the patient with NSTEMACS in the phase prior to arrival at the hospital
- ♦ Understand the electrocardiographic manifestations of this condition, its possible differential diagnoses and the evolutionary pattern over time
- ♦ Assess general treatment measures and initial monitoring and pharmacological treatment, as well as which treatments should not be used
- ♦ Internalize the importance of the decision of coronary reperfusion and activation of infarction code programs and the importance of timing and delays in this process

Module 6. NSTEMACS 2: Patient Management in the Hospital. Coronary Unit

- ♦ Delve into the knowledge of the usefulness of the Coronary Units in the prevention and early treatment of the complications of NSTEMACS
- ♦ Recognize the antianginal, lipid-lowering and antithrombotic treatment to be implemented in patients with NSTEMACS
- ♦ Understand the most frequent mechanical complication of this entity, CHF, from the mechanistic, treatment and prognostic point of view
- ♦ Identify the rest of the potential mechanical complications (cardiac rupture, VSD and MI) and their incidence, treatment and prognosis

Module 7. NSTEMI/ACS: TTE and Other Imaging Tests in Acute Patient Assessment and in the Hospital Phase

- ♦ Monitor the usefulness of imaging techniques in the evaluation of patients with NSTEMI/ACS with suspected mechanical complications
- ♦ Monitor the usefulness of imaging techniques in the prognostic assessment of the patient with long-term NSTEMI/ACS
- ♦ Understand the new echocardiographic parameters that may be useful in the prognostic assessment of the patient
- ♦ Deepen the knowledge of MINOCA, patients with ischemic myocardial damage, but without evidence of obstructive epicardial coronary artery disease

Module 8. NSTEMI/ACS 4: Limitation of Infarct Size. Reperfusion Therapies

- ♦ Recognize the time course of myocardial ischemic necrosis and understand the problem of ischemia time
- ♦ Assess the available strategies for reperfusion fibrinolysis and primary angioplasty, their advantages and disadvantages
- ♦ Control the necessary material and protocols to perform fibrinolysis or primary angioplasty
- ♦ Know in detail the anticoagulant and antiplatelet therapy in the catheterization laboratory
- ♦ Describe a protocol for antiplatelet treatment in patients who also need to take anticoagulant drugs
- ♦ Internalize hemodynamic support measures during primary angioplasty
- ♦ Control the usefulness of regional reperfusion networks in the treatment of infarction

Module 9. NSTEMI/ACS Arrhythmias

- ♦ Understand the arrhythmia production mechanisms during ischemia
- ♦ Identify the main ventricular arrhythmias to be expected during NSTEMI/ACS and their treatment
- ♦ Recognize the problem of out-of-hospital sudden death and primary ventricular fibrillation
- ♦ Assess which supraventricular arrhythmias are to be expected in this pathology and which antiarrhythmic medication are appropriate during infarction
- ♦ Control the indications for pacemaker implantation and electrical cardioversion
- ♦ Internalize the indications for implantation of implantable defibrillators and resynchronizers and their results

Module 10. ACS Secondary Prevention. Cardiac Rehabilitation Programs

- ♦ Develop optimization in the long-term treatment of ACS
- ♦ Understand the most appropriate eating habits and management of obesity in patients with ACS
- ♦ Deepen in the particularities of diabetic patients with ACS and specific treatment measures in this important group of patients
- ♦ Understand the utility and structure of Cardiac Rehabilitation programs
- ♦ Recognize the opportunities offered by telemedicine in Rehabilitation and specifically in its ambulatory phase

04 Skills

Upon completion of this Hybrid Professional Master's Degree in Acute Coronary Syndrome, the health professional will be able to personalize the protocols of Cardiac Rehabilitation according to the physical and psychological conditions of each patient. Likewise, they will manage the most innovative therapeutic trends in this medical discipline, being able to immediately apply the new procedures acquired in their daily work. Therefore, an effective and professional, developmental process is guaranteed, based on the most advanced teaching methods.



“

Enroll in TECH and acquire high-level skills under the personalized guidance of experienced teachers and an assistant tutor who will accompany you throughout your practical training”



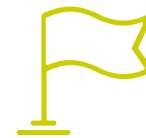
General Skills

- Have a deep knowledge of Acute Coronary Syndrome (ACS) from its pathophysiology to its treatment and prevention
- In-depth knowledge of the keys to clinical management of patients with ACS, both in the out-of-hospital and in-hospital setting
- Adequately address the differential diagnosis of chest pain in the Emergency Room
- To virtually attend revascularization procedures and how to implement cardiac prevention and rehabilitation programs

“

With this degree, you will delve into the main diagnostic techniques and therapeutic aspects that solve health problems in patients with severe cardiological diseases such as Acute Coronary Syndrome”





Specific Skills

- ♦ Adequately recognize the clinical presentation of acute coronary syndromes, as well as their classification
- ♦ Have the necessary knowledge to perform a differential diagnosis of Ischemia Detection in the Emergency Department
- ♦ Manage the most up-to-date information on ischemic heart disease and atherosclerosis
- ♦ Identify when surgical revascularization is indicated and when percutaneous revascularization is indicated in patients with ACS
- ♦ Know, in-depth, the causes of sudden death and its prognosis
- ♦ Know the recommendations and contraindications of the main lipid-lowering and antianginal medication
- ♦ Assess transthoracic echocardiography in patients with ACS and recognize the usefulness of imaging techniques in prognostic assessment
- ♦ Study, in-depth, the different strategies to reduce the size of the infarct
- ♦ Manage the necessary knowledge related to arrhythmia: types, clinical management, treatments, recommended medication
- ♦ Understand the Cardiac Rehabilitation Programs: the most appropriate eating habits and the management of obesity in patients with ACS, as well as the recommended level of physical activity

05

Course Management

For this Hybrid Professional Master, TECH has brought together the best experts in the field of Cardiology and, in particular, those specialized in the management of Acute Coronary Syndrome. This excellent faculty has extensive experience and, at the same time, they keep up to date with the most recent innovations within it. Based on this constant improvement, the teachers have developed a very complete syllabus that will help the specialist to assimilate highly complex theoretical concepts, as well as to understand the functioning and scope of new therapeutic and diagnostic tools.



“

The teachers of this program will facilitate the learning of this complex professional field through the theoretical classes, audiovisual materials and interactive resources of great Didactics value”

Management



Dr. Botas Rodríguez, Javier

- ♦ Head of Cardiology Service, Hospital Universitario Fundación Alcorcón
- ♦ Director of the Cardiac Catheterization Laboratory at the Hospital Universitario Fundación Alcorcón
- ♦ Staff Cardiologist at the Hospital General Universitario Gregorio Marañón
- ♦ Associate Professor of Cardiology of the Degree in Medicine of the Universidad Rey Juan Carlos
- ♦ Doctorate in Medicine, Magna *Cum Laude* from the Faculty of Medicine at the Universidad Autónoma de Madrid
- ♦ Residency and specialization in Cardiology at the Hospital General Universitario Gregorio Marañón
- ♦ PhD in Interventional Cardiology from Universidad Leland Stanford Junior

Professors

Dr. Martínez Losas, Pedro

- ♦ Specialist in the area of Cardiology at the Hospital Universitario Infanta Leonor
- ♦ Degree in Medicine from the Universidad of Alcalá de Henares
- ♦ Specialist in Cardiology at the Hospital Clínico San Carlos (Madrid)
- ♦ Subspecialty in Acute Cardiac Care with a training grant from the SEC in the Acute Cardiovascular Care Unit at Hospital Universitario La Paz
- ♦ Expert in Atrial Fibrillation from the Universidad de Santiago de Compostela

Dr. Hernando Marrupe, Lorenzo

- ♦ Interventional Cardiologist. Fundación Alcorcón University Hospital
- ♦ Physician Specialist of the Cardiology Department Prince of Asturias University Hospital
- ♦ Physician Specialist of the Cardiology Department San Carlos Clinical Hospital
- ♦ Author and co-author of numerous scientific publications
- ♦ Doctor of Medicine. Complutense University of Madrid

Dr. De Cortina Camarero, Cristina

- ♦ Specialist in the area of Cardiology at the Hospital Universitario Infanta León
- ♦ Assistant Physician at the Cardiology Service, Hospital General Universitario Gregorio Marañón
- ♦ Assistant Cardiologist at Hospital Los Madroños
- ♦ Assistant Cardiologist at CECAM, Hospital Universitario San Rafael
- ♦ Dependent Researcher of the the Noninvasive Cardiology Department of the Cardiology Service, Hospital General Universitario Gregorio Marañón
- ♦ Assistant Professor at the Universidad Complutense de Madrid
- ♦ PhD in Cardiac Medicine from the Universidad Complutense de Madrid
- ♦ Specialization in Cardiology at the Gregorio Marañón General University Hospital
- ♦ Master's Degree in as Diagnostic Imaging from the UCAM, Universidad Católica San Antonio de Murcia
- ♦ Master's Degree in Cardiology from the Universidad Miguel Hernández de Elche

Dr. Pastor Fuentes, Agustín

- ♦ Specialist in Complex Arrhythmia Interventional Procedures Department
- ♦ Head of Clinical and Interventional Cardiology Section, Hospital Universitario de Getafe
- ♦ Physician Specialist of the Cardiology Department Hospital Universitario de Getafe
- ♦ Associate Professor of Medicine and Cardiology. Universidad Europea de Madrid
- ♦ PhD in Medicine Universidad Complutense de Madrid
- ♦ Degree in Medicine. Universidad de Alicante
- ♦ Training in Clinical Cardiac Electrophysiology. Hospital General Universitario Gregorio Marañón
- ♦ Professional Master's degree in Complex Arrhythmia Interventional Procedures Department. Universidad de Alcalá

Dr. Del Castillo Medina, Roberto

- ♦ Cardiologist Expert in Interventional Cardiology
- ♦ Specialist Doctor at Hospital Universitario Fundación Alcorcón
- ♦ Researcher of the Infarction Code Working Group of the Interventional Cardiology Association
- ♦ Interventional Cardiologist at the Hospital Quirónsalud Sur
- ♦ Physician in the Acute Cardiac Care and Post-Surgical Recovery Unit
- ♦ Interventional Cardiology Specialist at Hospital HM Montepíncipe
- ♦ Medical Specialist in Cardiology at Hospital San Rafael y Hospital Universitario Infanta Leonor
- ♦ Master's Degree in Diagnostic and Therapeutic Electrophysiology, from the Universidad Complutense de Madrid
- ♦ Member of: Spanish Society of Pediatric Cardiology

Dr. Juárez Fernández, Miriam

- ♦ Cardiology Specialist
- ♦ Physician Specialist of the the Coronary Care Unit Department Gregorio Marañón General University Hospital
- ♦ Collaborating Doctor of Practical Teaching, Department of Medicine. Complutense University of Madrid
- ♦ Teacher of the Continuing Education Course "Practical Aspects in the Management of Atrial Fibrillation: Clinical Case Discussion
- ♦ PhD from the School of Medicine. Complutense University of Madrid
- ♦ Degree in Medicine and Surgery. Autonomous University of Madrid
- ♦ Cardiology Specialist Gregorio Marañón General University Hospital
- ♦ Member of: Spanish Society of Pediatric Cardiology

Dr. Campuzano Ruíz, Raquel

- ♦ Coordinator the Cardiac Rehabilitation. and Prevention Unit of the from Hospital Universitario Fundación de Alcorcón
- ♦ Cardiologist responsible for Pulmonary Hypertension
- ♦ Cardiologist responsible for Ergospirometry at the Hospital Universitario Fundación de Alcorcón
- ♦ President Elect of the Cardiovascular Risk and Cardiac Rehabilitation Section of the Spanish Society of Cardiology
- ♦ Degree in Medicine and Surgery from the Complutense University of Madrid
- ♦ Professional Master's degree in Cardiology from the UMH
- ♦ Doctorate Health Sciences, Universidad de Alcala
- ♦ Member of: Spanish Society of Cardiology Scientific Committee, Teaching Committee of the SEC, Sociedad Europea de Cardiología

Dr. Vaqueriza Cubillo, David

- ♦ FEA of Clinical Cardiology and Multidisciplinary Unit of Heart Failure Infanta Leonor University Hospital
- ♦ Specialist from the Cardiology Unit. Hospital Beata María Ana de Jesús
- ♦ Degree in Medicine. Universidad Complutense de Madrid
- ♦ Cardiology residency 12 de Octubre University Hospital
- ♦ Online Master's Degree in Cardiology Universidad Miguel Hernández





Dr. González Mansilla, Ana

- ♦ Attending Physician. in Cardiology at the Hospital General Universitario Gregorio Marañón
- ♦ Medical Specialist, Hospital Universitario 12 de Octubre
- ♦ PhD in Medicine and Surgery from the Universidad Complutense de Madrid
- ♦ Member of: Cardiovascular Research Network of At Hospital Gregorio Marañón Biomedical Research Foundation, Cardiovascular Research Network of the Instituto de Salud Carlos III



The teachers of this learning program have extensive experience in Cardiology and are highly up to date in the management of Acute Coronary Syndrome”

06

Educational Plan

The syllabus of this Hybrid Professional Master, composed of 10 didactic modules, carefully analyzes ischemic heart disease, its incidence and impact on the world population. At the same time, it examines the most recently implemented diagnostic tools in this health field, as well as those devices that facilitate therapeutic strategies such as coronary angioplasty with mesh or revascularization surgery, without extracorporeal circulation. The entire program is supported by didactic resources such as interactive summaries, videos and infographics that will help the physician to become up to date on all the skills necessary to undertake these kinds of procedures.



“

TECH implements for the first phase of this degree program academic methodologies such as Relearning of great value for the fast and flexible assimilation of the most up to date and complex content”

Module 1. Ischemic Heart Disease: A Global Issue

- 1.1. Ischemic Heart Disease. Normal Coronary Blood Flow and Coronary Artery Blockage
- 1.2. Cardiovascular Disease: the Leading Cause of Mortality in the Developed World Epidemiological Transition
- 1.3. CV Disease as a Cause of Mortality in Spain and Latin American Countries
- 1.4. Atherosclerosis: Phases
- 1.5. ACS Pathophysiology At-Risk Myocardium Anatomic Pathology Findings in ACS
- 1.6. Non-Atherosclerotic Causes of ACS
- 1.7. Classic Risk Factors for Atherosclerosis: Hypercholesterolemia and Smoking
- 1.8. Classic Risk Factors for Atherosclerosis: Age and Sex, Diabetes and Arterial Hypertension
- 1.9. New Atherosclerosis Risk Factors

Module 2. Clinical Presentation of Coronary Syndromes and Classification NSTEMACS 1: Epidemiology. Pathophysiology and Classification

- 2.1. Forms of presentation of coronary artery disease: chronic and acute coronary syndromes
- 2.2. Operational Classification of ACS Based on ECG, Non-ST Segment Elevation ACS Epidemiology
- 2.3. Pathophysiology and Correlation with Anatomic Pathology
- 2.4. Unstable Angina and Non-Q AMI, Clinical Features
- 2.5. ECG and Non-ST Segment Elevation ACS
- 2.6. Complementary Diagnostic Laboratory Tests and RXT in Non-ST Segment Elevation ACS
- 2.7. Risk Stratification, Thrombotic Risk Scales
- 2.8. Risk Stratification, Hemorrhagic Risk Scales
- 2.9. Variant Angina and Coronary Vasospasm Clinical Features
- 2.10. Vasospasm Provocation Tests Treatment and Prognosis of Vasospasm

Module 3. NSTEMACS 2: Imaging and Ischemia Detection Tests

- 3.1. Differential Diagnosis of TD in the Emergency Department
- 3.2. Imaging Protocols in Emergency Department TD Units Assessment and Algorithm for the Diagnosis of Patients with TD in the Emergency Department
- 3.3. Value of Transthoracic Echocardiography in the Assessment of the Patient with Suspected NSTEMACS Use of POCUS
- 3.4. Ergometry and Effort Echo/Stress Echo in the Patient with TD in the Emergency Department Indications and Technique
- 3.5. Isotopic Perfusion Tests Indications and Technique
- 3.6. Coronary CT in the ED patient with TD Indications and Technique
- 3.7. Role of MRI in NSTEMACS and Patients with Chest Pain Indications and Technique
- 3.8. Anatomical Approach vs. Functional in the Diagnostic Assessment of the Patient with Chest Pain
- 3.9. Long-Term Follow-Up Using Imaging Techniques

Module 4. NSTEMACS 3: Medical and Revascularization Treatment

- 4.1. General and Monitoring Measures
- 4.2. Anti-Anginal Drugs: Beta Blockers
- 4.3. Anti-Anginal Drugs: Nitrates and Calcium Antagonists
- 4.4. Platelet Antiaggregants Which Ones and For How Long?
- 4.5. Anticoagulant Drugs Which Ones, How Much and Why?
- 4.6. Indications for Coronary Angiography and Revascularization
- 4.7. When Is Surgical Revascularization Indicated and When Is Percutaneous Revascularization Indicated?
- 4.8. Percutaneous Revascularization Techniques
- 4.9. Surgical Revascularization Techniques

Module 5. NSTEMACS 1: Clinical Picture, Presentation and Pre-Hospital and Emergency Assessment

- 5.1. Clinical Presentations of NSTEMACS
- 5.2. Out-of-Hospital Sudden Death Causes and Prognosis
- 5.3. Assessment of the Patient with NSTEMACS in the Pre-Hospital Phase and in the Emergency Department (Clinical and Physical Examination) Initial Risk Stratification
- 5.4. ECG in the Acute Phase of NSTEMACS and Correlation with Coronary Anatomy
- 5.5. ECG with ST Elevation: Differential Diagnosis
- 5.6. Evolving ECG Pattern in NSTEMACS
- 5.7. General Treatment Measures and Initial Monitoring, Why Is It Important?
- 5.8. Initial Pharmacological Treatment of NSTEMACS: Oxygen Therapy, Nitrates, Beta-Blockers
- 5.9. Pre-Hospital Antithrombotic Therapy: When and with What?
- 5.10. Indications for Coronary Reperfusion: The Problem of Timing

Module 6. NSTEMACS 2: Patient Management in the Hospital. Coronary Unit

- 6.1. Role of the Coronary Care Unit, the Value of Monitoring and General Early Treatment Measures General Measures
- 6.2. Patient Stratification and Risk Scales
- 6.3. Complementary Laboratory Tests
- 6.4. Lipid-Lowering Drugs and Treatment Goals
- 6.5. Antianginal Drugs in NSTEMACS
- 6.6. Platelet Antiplatelet Aggregation in NSTEMACS
- 6.7. Anticoagulation Indications Anticoagulants
- 6.8. Complications of NSTEMACS: Chronic Heart Failure (CHF)
- 6.9. Complications of NSTEMACS: Cardiogenic Shock, Medical Treatment and Mechanical Support
- 6.10. Mechanical Complications of NSTEMACS: Cardiac Rupture, VSD and MI

Module 7. NSTEMACS 3: TTE and Other Imaging Tests in Acute Patient Assessment and in the Hospital Phase

- 7.1. CXR in NSTEMACS
- 7.2. Value of Transthoracic Echocardiography in the Patient with NSTEMACS
- 7.3. Transthoracic Echocardiographic Assessment of Mechanical Complications of NSTEMACS
- 7.4. Echocardiographic Assessment of the Patient with Heart Failure or Cardiogenic Shock
- 7.5. Usefulness of Imaging Techniques in the Prognostic Assessment of the Patient with NSTEMACS Diagnostic Assessment of Residual Ischemia and Myocardial Viability
- 7.6. New Techniques for Myocardial Deformation in NSTEMACS
- 7.7. MINOCA Causes and Prognosis
- 7.8. Usefulness of MRI in Patients With Myocardial Damage Without Epicardial Coronary Disease
- 7.9. Assessment of Myocardial Perfusion by Contrast Echocardiography Correlation with Angiographic Findings

Module 8. NSTEMACS 4: Limitation of Infarct Size. Reperfusion Therapies

- 8.1. Myocardial Necrosis and Ischemia, the Problem of Ischemia Time
- 8.2. Strategies to Decrease Infarct Size: Fibrinolysis vs Primary Angioplasty
- 8.3. Fibrinolysis, Advantages, Disadvantages and Protocols
- 8.4. Primary Angioplasty Technique and Requirements
- 8.5. Stents: Types and Results Thrombus Extractors?
- 8.6. Antiplatelet and Anticoagulation Treatment During PCI
- 8.7. Long-Term Anti-Aggregation Treatment
- 8.8. The Problem of Antiplatelet Treatment in Patients Who Also Take Anticoagulant Drugs Protocols
- 8.9. Hemodynamic Support During Primary Angioplasty Available Methods and Results
- 8.10. Infarction Code Programs and Regional Reperfusion Networks

Module 9. NSTEMACS Arrhythmias

- 9.1. Ischemia as a Cause of Arrhythmias: Mechanisms
- 9.2. NSTEMACS Arrhythmias: EV, RIVA and TVNS (Meaning and Clinical Management)
- 9.3. Polymorphic and Monomorphic VT: Meaning and Treatment
- 9.4. VF and Out-of-Hospital Sudden Death in STEACS
- 9.5. Supraventricular Arrhythmias in NSTEMACS
- 9.6. Antiarrhythmic Medication Used in STEACS
- 9.7. Cardioversion and Electrical Defibrillation: Protocols
- 9.8. Bradyarrhythmias and Blockages in STEACS Pacemaker Implantation Indications
- 9.9. Automatic Implantable Defibrillator: Indications, Results and Techniques
- 9.10. Cardiac Resynchronization, Indications and Outcomes

Module 10. ACS Secondary Prevention. Cardiac Rehabilitation Programs

- 10.1. Optimization of Medical Treatment after ACS
- 10.2. Diet and Obesity Management
- 10.3. Prescription and Types of Exercise
- 10.4. Control of Arterial Hypertension before and after ACS
- 10.5. Dyslipidemia Control Before and After ACS
- 10.6. Smoking Control
- 10.7. Diagnosis and Management of Diabetes in Ischemic Heart Disease
- 10.8. Cardiac Rehabilitation Programs: Evidence, Phases, Components and Process of Care
- 10.9. Telemedicine in Cardiac Rehabilitation
- 10.10. Continuity of Care after ACS and Cardiac Rehabilitation PHASE III Cardiac Rehabilitation





“

100% online, without timetables and with multiple interactive resources: this is the platform that TECH offers you for the theoretical learning of this Hybrid Professional Master”

07

Clinical Internship

TECH's Hybrid Professional Master's Degree program allocates 1,500 hours to theoretical learning, from an innovative 100% online study platform. At the end of this didactic stage, the physician has the opportunity to continue developing their skills through a practical and intensive stay in prestigious and rigorous medical centers. Therefore, the theory is applied in real professional environments, through the realization of dynamic and real activities.





“

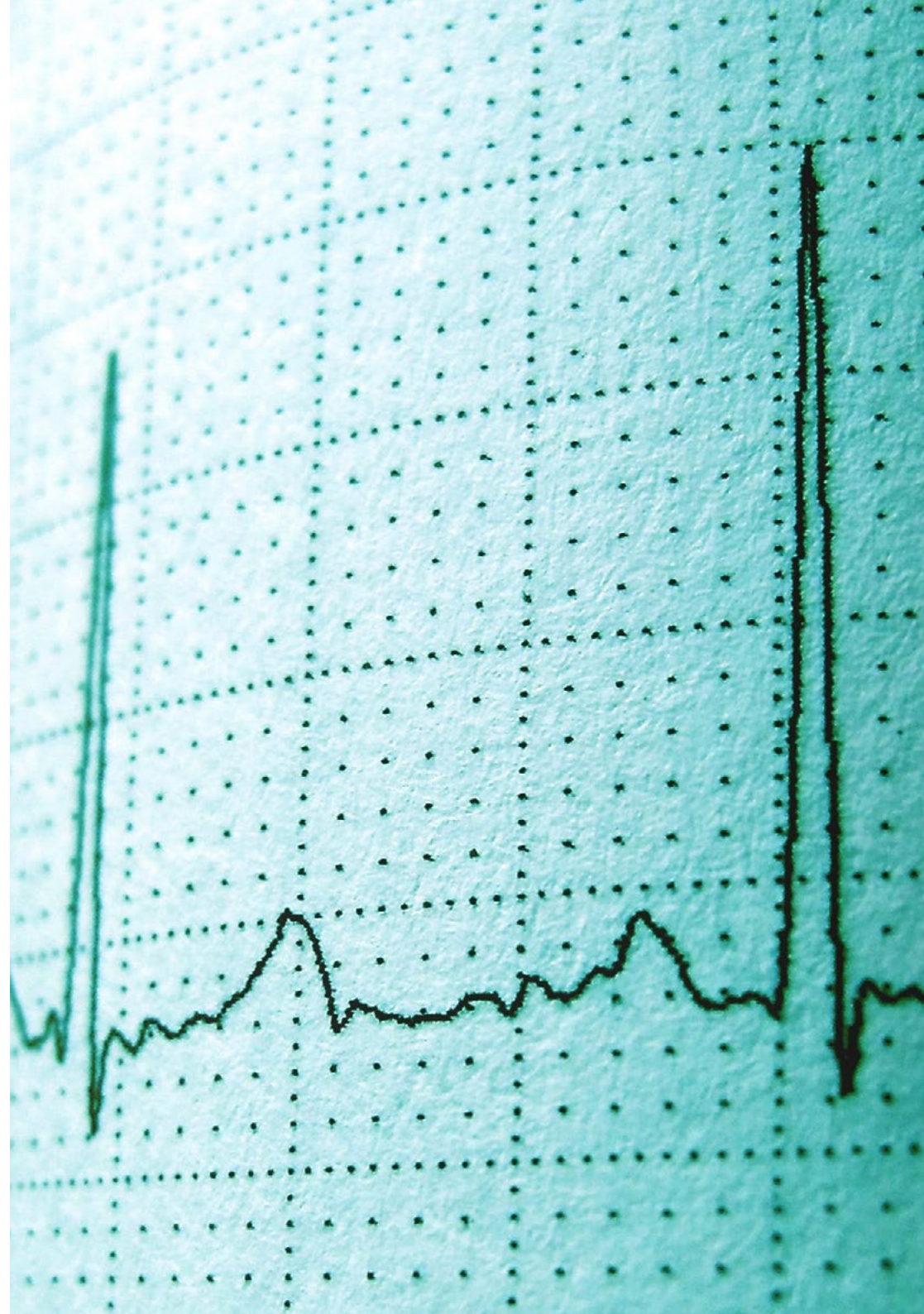
Completely become up to date of your knowledge on Acute Coronary Syndrome in first level hospital centers, located in different continents”

This internship has 120 teaching hours where the health professional will be incorporated into different care dynamics within a demanding Healthcare facility. From this health institution, they will apply the procedures and techniques assimilated theoretically in the approach of real cases with acute coronary pathologies such as ischemia.

During this internship, totally on-site and intensive, the professionals of cardiology will have to complete consecutive days of 8 hours, from Monday to Friday, during 3 educational weeks. Throughout this phase, work together with the best experts in the sector and be able to learn directly from their experience. At the same time, you will have the support of an assistant tutor who will be in charge of supervising your educational progress and will introduce you to the more complex tasks of the care unit.

The practical part will be carried out with the active participation of the student performing the activities and procedures of each area of competence (learning to learn and learning to do), with the accompaniment and guidance of teachers and other fellow trainees that facilitate teamwork and multidisciplinary integration as transversal competencies for medical praxis (learning to be and learning to relate).

The procedures described below will form the basis of the practical part of the internship, and their implementation is subject to both the suitability of the patients and the availability of the center and its workload, with the proposed activities being as follows:



Module	Practical Activity
New trends in imaging tests and other techniques for the detection of Ischemia	Creating detailed images of the heart and the blood vessels that supply it through computed tomography
	Injecting contrast dye into the coronary arteries and imaging the coronary arteries through coronary angiography
	Evaluate blood flow through Echocardiography tools
	Obtain detailed images of the heart and blood vessels through Cardiovascular Magnetic Resonance Imaging
	Monitor the heart rhythm during Stress Tests indicated to the patient under suspicion of Ischemia
	Introduce a small amount of radioactive material into the body to detect any areas of the heart that are not receiving sufficient blood flow with the Nuclear Stress Ischemia Test
	Perform Holter monitoring and heart rate monitoring for patients at risk for cardiovascular disease
Latest Therapeutic Trends in Acute Coronary Syndrome and Revascularization Techniques	Unclogging the compromised arteries through coronary angioplasty with stenting that places a mesh to keep closed pathways open
	Remove the tissue that is causing the abnormal heart rhythm through Radiofrequency Ablation Therapy
	Implementing Coronary Revascularization surgery techniques that are performed without the need for Extracorporeal Circulation
	Administer live cells (cell therapy), such as stem cells, to the heart to help repair the damage caused by ischemia
	Perform complex procedures with greater precision and less invasiveness on the heart, using modern tools such as the DaVinci® surgical robot
Modern strategies in the management of patients with cardiac ischemia in a hospital coronary unit	Relieve the pain of the ischemic patient and achieve stabilization of heart rate and blood pressure
	Dilating the coronary arteries, such as nitrates and beta-blockers, examples of treatments for cardiac ischemia
	Detect any changes in their health status and to ensure that they are receiving appropriate treatment

Module	Practical Activity
Latest therapeutic trends in Reperfusion to restore blood flow to the heart	Indicate fibrinolytic therapy (use of specific drugs) that breaks down the blood clot that is blocking the coronary artery
	Apply mechanical thrombectomy using a specific device to remove a clot from the coronary artery
	Use a small aspirator (suction coronary thrombectomy) to remove the clot from the coronary artery
	Improve the patient's quality of life and recovery through minimally invasive revascularization techniques
New Cardiac Rehabilitation protocols	Personalize Cardiac Rehabilitation protocols according to the physical and psychological conditions of each patient
	Start with a gradual exercise program, with the objective of exponentially increasing the intensity and providing a better recovery of the patient
	Maintain health monitoring and strict control over the individual risk factors of each patient



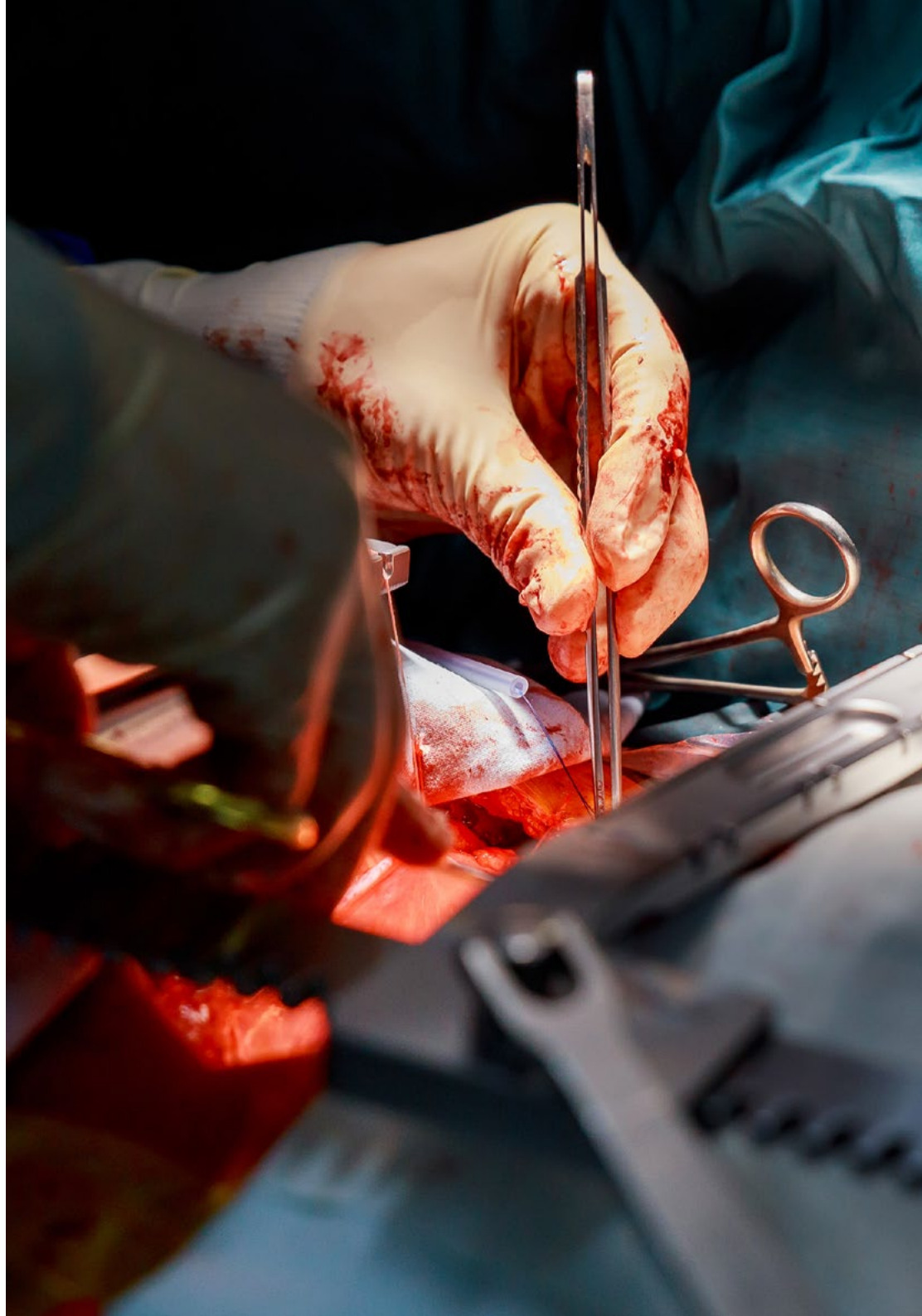
Receive specialized education in an institution that can offer you all these possibilities, with an innovative academic program and a human team that will help you develop your full potential"

Civil Liability Insurance

This institution's main concern is to guarantee the safety of the trainees and other collaborating agents involved in the internship process at the company. Among the measures dedicated to achieve this is the response to any incident that may occur during the entire teaching-learning process.

To this end, this entity commits to purchasing a civil liability insurance policy to cover any eventuality that may arise during the course of the internship at the center.

This liability policy for interns will have broad coverage and will be taken out prior to the start of the practical training period. That way professionals will not have to worry in case of having to face an unexpected situation and will be covered until the end of the internship program at the center.



General Conditions for Practical Training

The general terms and conditions of the internship program agreement shall be as follows:

1. TUTOR: During the Hybrid Professional Master's Degree, students will be assigned with two tutors who will accompany them throughout the process, answering any doubts and questions that may arise. On the one hand, there will be a professional tutor belonging to the internship center who will have the purpose of guiding and supporting the student at all times. On the other hand, they will also be assigned with an academic tutor whose mission will be to coordinate and help the students during the whole process, solving doubts and facilitating everything they may need. In this way, the student will be accompanied and will be able to discuss any doubts that may arise, both clinical and academic.

2. DURATION: The internship program will have a duration of three continuous weeks, in 8-hour days, 5 days a week. The days of attendance and the schedule will be the responsibility of the center and the professional will be informed well in advance so that they can make the appropriate arrangements.

3. ABSENCE: If the students does not show up on the start date of the Hybrid Professional Master's Degree, they will lose the right to it, without the possibility of reimbursement or change of dates. Absence for more than two days from the internship, without justification or a medical reason, will result in the professional's withdrawal from the internship, therefore, automatic termination of the internship. Any problems that may arise during the course of the internship must be urgently reported to the academic tutor.

4. CERTIFICATION: Professionals who pass the Hybrid Professional Master's Degree will receive a certificate accrediting their stay at the center.

5. EMPLOYMENT RELATIONSHIP: the Hybrid Professional Master's Degree shall not constitute an employment relationship of any kind.

6. PRIOR EDUCATION: Some centers may require a certificate of prior education for the Hybrid Professional Master's Degree. In these cases, it will be necessary to submit it to the TECH internship department so that the assignment of the chosen center can be confirmed.

7. DOES NOT INCLUDE: The Hybrid Professional Master's Degree will not include any element not described in the present conditions. Therefore, it does not include accommodation, transportation to the city where the internship takes place, visas or any other items not listed.

However, students may consult with their academic tutor for any questions or recommendations in this regard. The academic tutor will provide the student with all the necessary information to facilitate the procedures in any case.

08

Where Can I Do the Clinical Internship?

The itinerary of this Hybrid Professional Master's Degree is completed with a clinical internship in state-of-the-art hospital institutions. In the centers chosen by TECH for this phase of the educational program, the Cardiology Physician will have access to first level diagnostic tools and techniques. They will also participate in high-caliber therapeutic actions where they will offer innovative health solutions to real patients. At the same time, throughout the educational process, they will be accompanied by prestigious and experienced professionals.





“

The TECH classroom practice will complement in an exceptional way the knowledge acquired, in a theoretical way, throughout the initial stage of this very complete Hybrid Professional Master”



The student will be able to complete the practical part of this Hybrid Professional Master's Degree at the following centers:



Medicine

Hospital HM Modelo

Country	City
Spain	La Coruña

Address: Rúa Virrey Osorio, 30, 15011, A Coruña

Network of private clinics, hospitals and specialized centers distributed throughout Spain.

Related internship programs:

- Anaesthesiology and Resuscitation
- Palliative Care



Medicine

Hospital HM Rosaleda

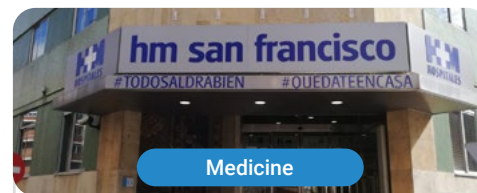
Country	City
Spain	La Coruña

Address: Rúa de Santiago León de Caracas, 1, 15701, Santiago de Compostela, A Coruña

Network of private clinics, hospitals and specialized centers distributed throughout Spain.

Related internship programs:

- Hair Transplantation
- Orthodontics and Dentofacial Orthopedics



Medicine

Hospital HM San Francisco

Country	City
Spain	León

Address: C. Marqueses de San Isidro, 11, 24004, León

Network of private clinics, hospitals and specialized centers distributed throughout Spain.

Related internship programs:

- Update in Anesthesiology and Resuscitation
- Nursing in the Traumatology Department



Medicine

Hospital HM Regla

Country	City
Spain	León

Address: Calle Cardenal Landázuri, 2, 24003, León

Network of private clinics, hospitals and specialized centers distributed throughout Spain.

Related internship programs:

- Update on Psychiatric Treatment in Minor Patients



Medicine

Hospital HM Nou Delfos

Country	City
Spain	Barcelona

Address: Avinguda de Vallcarca, 151, 08023 Barcelona

Network of private clinics, hospitals and specialized centers distributed throughout Spain.

Related internship programs:

- Aesthetic Medicine
- Clinical Nutrition in Medicine



Medicine

Hospital HM Madrid

Country	City
Spain	Madrid

Address: Pl. del Conde del Valle de Súchil, 16, 28015, Madrid

Network of private clinics, hospitals and specialized centers distributed throughout Spain.

Related internship programs:

- Palliative Care
- Anaesthesiology and Resuscitation



Medicine

Hospital HM Torrelodones

Country	City
Spain	Madrid

Address: Av. Castillo Olivares, s/n, 28250, Torrelodones, Madrid

Network of private clinics, hospitals and specialized centers distributed throughout Spain.

Related internship programs:

- Anaesthesiology and Resuscitation
- Palliative Care



Medicine

Hospital HM Sanchinarro

Country	City
Spain	Madrid

Address: Calle de Oña, 10, 28050, Madrid

Network of private clinics, hospitals and specialized centers distributed throughout Spain.

Related internship programs:

- Anaesthesiology and Resuscitation
- Palliative Care



Medicine

Hospital HM Puerta del Sur

Country	City
Spain	Madrid

Address: Av. Carlos V, 70, 28938, Móstoles, Madrid

Network of private clinics, hospitals and specialized centers distributed throughout Spain.

Related internship programs:

- Palliative Care
- Clinical Ophthalmology



Medicine

Hospital HM Vallés

Country	City
Spain	Madrid

Address: Calle Santiago, 14, 28801, Alcalá de Henares, Madrid

Network of private clinics, hospitals and specialized centers distributed throughout Spain.

Related internship programs:

- Gynecologic Oncology
- Clinical Ophthalmology



Medicine

Policlínico HM Arapiles

Country	City
Spain	Madrid

Address: C. de Arapiles, 8, 28015, Madrid

Network of private clinics, hospitals and specialized centers distributed throughout Spain.

Related internship programs:

- Anaesthesiology and Resuscitation
- Pediatric Dentistry



Medicine

Policlínico HM Distrito Telefónica

Country	City
Spain	Madrid

Address: Ronda de la Comunicación, 28050, Madrid

Network of private clinics, hospitals and specialized centers distributed throughout Spain.

Related internship programs:

- Optical Technologies and Clinical Optometry
- General and Digestive System Surgery



Medicine

HM CIEC - Centro Integral de Enfermedades Cardiovasculares

Country	City
Spain	Madrid

Address: Av. de Montepríncipe, 25, 28660, Boadilla del Monte, Madrid

Network of private clinics, hospitals and specialized centers distributed throughout Spain.

Related internship programs:

- Cardiac Surgery
- Acute Coronary Syndrome



Medicine

HM CIEC Barcelona

Country	City
Spain	Barcelona

Address: Avenida de Vallcarca, 151, 08023, Barcelona

Network of private clinics, hospitals and specialized centers distributed throughout Spain.

Related internship programs:

- Cardiac Arrhythmias
- Acute Coronary Syndrome



Medicine

Policlínico HM Gabinete Velázquez

Country	City
Spain	Madrid

Address: C. de Jorge Juan, 19, 1° 28001, 28001, Madrid

Network of private clinics, hospitals and specialized centers distributed throughout Spain.

Related internship programs:

- Clinical Nutrition in Medicine
- Aesthetic Plastic Surgery



Medicine

Policlínico HM La Paloma

Country	City
Spain	Madrid

Address: Calle Hilados, 9, 28850, Torrejón de Ardoz, Madrid

Network of private clinics, hospitals and specialized centers distributed throughout Spain.

Related internship programs:

- Advanced Operating Room Nursing
- Orthodontics and Dentofacial Orthopedics





Medicine

Policlínico HM Las Tablas

Country	City
Spain	Madrid

Address: C. de la Sierra de Atapuerca, 5, 28050, Madrid

Network of private clinics, hospitals and specialized centers distributed throughout Spain.

Related internship programs:

- Nursing in the Traumatology Department
- Diagnosis in Physiotherapy



Medicine

Policlínico HM Moraleja

Country	City
Spain	Madrid

Address: P.º de Alcobendas, 10, 28109, Alcobendas, Madrid

Network of private clinics, hospitals and specialized centers distributed throughout Spain.

Related internship programs:

- Rehabilitation Medicine in Acquired Brain Injury Management



Medicine

Policlínico HM Imi Toledo

Country	City
Spain	Toledo

Address: Av. de Irlanda, 21, 45005, Toledo

Network of private clinics, hospitals and specialized centers distributed throughout Spain.

Related internship programs:

- Electrotherapy in Rehabilitation Medicine
- Hair Transplantation

09

Methodology

This academic program offers students a different way of learning. Our methodology uses a cyclical learning approach: **Relearning**.

This teaching system is used, for example, in the most prestigious medical schools in the world, and major publications such as the **New England Journal of Medicine** have considered it to be one of the most effective.





“

Discover Relearning, a system that abandons conventional linear learning, to take you through cyclical teaching systems: a way of learning that has proven to be extremely effective, especially in subjects that require memorization"

At TECH we use the Case Method

What should a professional do in a given situation? Throughout the program, students will face multiple simulated clinical cases, based on real patients, in which they will have to do research, establish hypotheses, and ultimately resolve the situation. There is an abundance of scientific evidence on the effectiveness of the method. Specialists learn better, faster, and more sustainably over time.

With TECH you will experience a way of learning that is shaking the foundations of traditional universities around the world.



According to Dr. Gérvas, the clinical case is the annotated presentation of a patient, or group of patients, which becomes a "case", an example or model that illustrates some peculiar clinical component, either because of its teaching power or because of its uniqueness or rarity. It is essential that the case is based on current professional life, trying to recreate the real conditions in the physician's professional practice.

“

Did you know that this method was developed in 1912, at Harvard, for law students? The case method consisted of presenting students with real-life, complex situations for them to make decisions and justify their decisions on how to solve them. In 1924, Harvard adopted it as a standard teaching method”

The effectiveness of the method is justified by four fundamental achievements:

1. Students who follow this method not only achieve the assimilation of concepts, but also a development of their mental capacity, through exercises that evaluate real situations and the application of knowledge.
2. Learning is solidly translated into practical skills that allow the student to better integrate into the real world.
3. Ideas and concepts are understood more efficiently, given that the example situations are based on real-life.
4. Students like to feel that the effort they put into their studies is worthwhile. This then translates into a greater interest in learning and more time dedicated to working on the course.



Relearning Methodology

At TECH we enhance the case method with the best 100% online teaching methodology available: Relearning.

This university is the first in the world to combine the study of clinical cases with a 100% online learning system based on repetition, combining a minimum of 8 different elements in each lesson, a real revolution with respect to the mere study and analysis of cases.

Professionals will learn through real cases and by resolving complex situations in simulated learning environments. These simulations are developed using state-of-the-art software to facilitate immersive learning.



At the forefront of world teaching, the Relearning method has managed to improve the overall satisfaction levels of professionals who complete their studies, with respect to the quality indicators of the best online university (Columbia University).

With this methodology, more than 250,000 physicians have been trained with unprecedented success in all clinical specialties regardless of surgical load. Our pedagogical methodology is developed in a highly competitive environment, with a university student body with a strong socioeconomic profile and an average age of 43.5 years old.

Relearning will allow you to learn with less effort and better performance, involving you more in your specialization, developing a critical mindset, defending arguments, and contrasting opinions: a direct equation to success.

In our program, learning is not a linear process, but rather a spiral (learn, unlearn, forget, and re-learn). Therefore, we combine each of these elements concentrically.

The overall score obtained by TECH's learning system is 8.01, according to the highest international standards.



This program offers the best educational material, prepared with professionals in mind:



Study Material

All teaching material is produced by the specialists who teach the course, specifically for the course, so that the teaching content is highly specific and precise.

These contents are then applied to the audiovisual format, to create the TECH online working method. All this, with the latest techniques that offer high quality pieces in each and every one of the materials that are made available to the student.



Surgical Techniques and Procedures on Video

TECH introduces students to the latest techniques, the latest educational advances and to the forefront of current medical techniques. All of this in direct contact with students and explained in detail so as to aid their assimilation and understanding. And best of all, you can watch the videos as many times as you like.



Interactive Summaries

The TECH team presents the contents attractively and dynamically in multimedia lessons that include audio, videos, images, diagrams, and concept maps in order to reinforce knowledge.

This exclusive educational system for presenting multimedia content was awarded by Microsoft as a "European Success Story".



Additional Reading

Recent articles, consensus documents and international guidelines, among others. In TECH's virtual library, students will have access to everything they need to complete their course.





Expert-Led Case Studies and Case Analysis

Effective learning ought to be contextual. Therefore, TECH presents real cases in which the expert will guide students, focusing on and solving the different situations: a clear and direct way to achieve the highest degree of understanding.



Testing & Retesting

We periodically evaluate and re-evaluate students' knowledge throughout the program, through assessment and self-assessment activities and exercises, so that they can see how they are achieving their goals.



Classes

There is scientific evidence on the usefulness of learning by observing experts. The system known as Learning from an Expert strengthens knowledge and memory, and generates confidence in future difficult decisions.



Quick Action Guides

TECH offers the most relevant contents of the course in the form of worksheets or quick action guides. A synthetic, practical, and effective way to help students progress in their learning.



10 Certificate

This Hybrid Professional Master's Degree in Acute Coronary Syndrome guarantees students, in addition to the most rigorous and up-to-date education, access to a Hybrid Professional Master's Degree diploma issued by TECH Technological University.



“

*Successfully complete this program
and receive your university qualification
without having to travel or fill out
laborious paperwork”*

This **Hybrid Professional Master's Degree in Acute Coronary Syndrome** contains the most complete and up-to-date program on the professional and educational field.

After the student has passed the assessments, they will receive their corresponding Hybrid Professional Master's Degree diploma issued by TECH Technological University via tracked delivery*.

In addition to the diploma students will be able to obtain an academic transcript, as well as a certificate outlining the contents of the program. In order to do so, students should contact their academic advisor, who will provide them with all the necessary information.

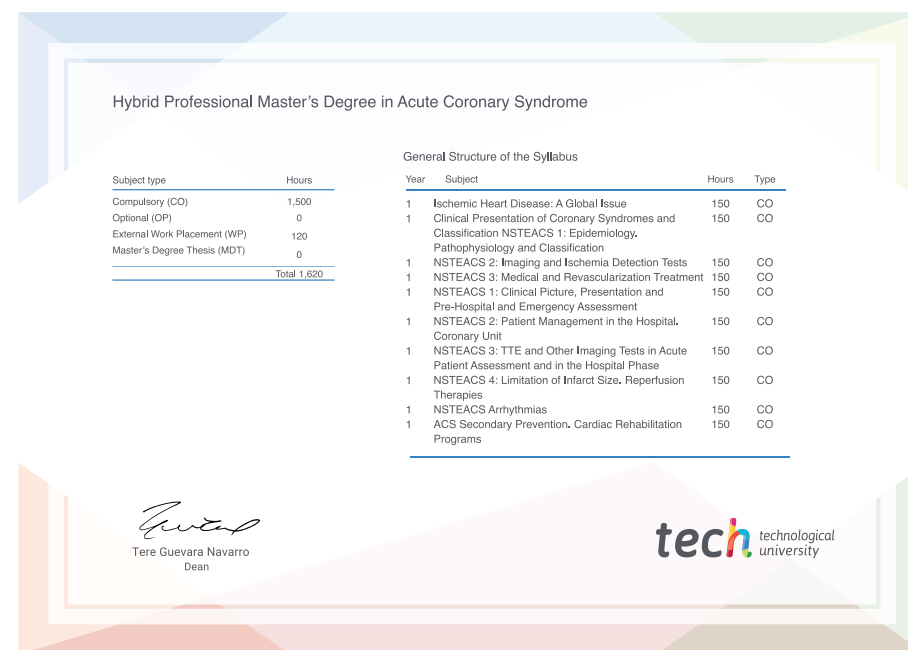
Title: **Hybrid Professional Master's Degree in Acute Coronary Syndrome**

Modality: **Hybrid (Online + Clinical Internship)**

Duration: **12 months**

Certificate: **TECH Technological University**

Teaching Hours: **1,620 h.**



*Apostille Convention. In the event that the student wishes to have their paper diploma issued with an apostille, TECH EDUCATION will make the necessary arrangements to obtain it, at an additional cost.



Hybrid Professional Master's Degree Acute Coronary Syndrome

Modality: Hybrid (Online + Clinical Internship)

Duration: 12 months

Certificate: TECH Technological University

Teaching Hours: 1,620 h.

Hybrid Professional Master's Degree

Acute Coronary Syndrome

