

# Hybrid Master's Degree Clinical Ophthalmology





## Hybrid Master's Degree Clinical Ophthalmology

Modality: Hybrid (Online + Clinical Internship)

Duration: 12 months

Certificate: TECH Global University

60 + 5 créditos ECTS

Website: [www.techtute.com/us/medicine/hybrid-master-degree/hybrid-master-degree-clinical-ophthalmology](http://www.techtute.com/us/medicine/hybrid-master-degree/hybrid-master-degree-clinical-ophthalmology)

# Index

01

Introduction

---

p. 4

02

Why Study this Hybrid Master's Degree?

---

p. 8

03

Objectives

---

p. 12

04

Skills

---

p. 16

05

Course Management

---

p. 20

06

Educational Plan

---

p. 34

07

Clinical Internship

---

p. 40

08

Where Can I Do the Clinical Internship?

---

p. 46

09

Methodology

---

p. 52

10

Certificate

---

p. 60

# 01

# Introduction

Vision sciences in general have undergone a dramatic advance in the last ten years. This has been combined with a significant technological development in the field of this medical specialty. All these advances are of radical importance for the treatment of complex pathologies such as cataracts, glaucoma, alterations and degenerations of the retina and, in particular, the macula. Professionals who take this program will acquire the essential theoretical and practical skills to combat eye diseases in different healthcare systems. To this end, the program consists of two distinct educational phases. In the first stage, the contents will be studied theoretically, and then these subjects will be fixed through an on-site practice in prestigious hospitals.





“

*This program will update your theoretical skills for the intervention of ocular conditions and you will be able to care for different patients with quality and scientific rigor”*

The incorporation of new technologies provides the Clinical Ophthalmology sector with different tools to obtain more competent diagnoses. Many of these equipments are also useful for the development of integrative treatments, in any of the branches of this specialty. The constant advance of the sector has conditioned the need for specialists to be constantly updated. For this reason, TECH now offers a rigorous and exhaustive Hybrid Master's Degree, composed of two very distinct didactic phases.

In the first one, the student will approach different ocular pathologies from a theoretical point of view. In particular, it will examine new scanning techniques, both in the anterior segment of the visual globe and in the posterior segment. Also, it will deepen the diagnosis and monitoring of diseases in a much more accurate way. They will also discuss how to verify the impact of treatments and their benefits. For the mastery of these contents, the program will rely on innovative educational methodologies, such as Relearning, designed to ensure the assimilation of multidisciplinary knowledge in each of the students. This didactic moment will have an extension of 1,500 hours and each person will be able to determine when and where to access the contents.

The second stage takes the form of an Internship Program. In this program, the student will work for 3 weeks in a first level hospital center. During this intensive face-to-face stay, they will exchange with experts of international prestige. Each student, in turn, will be supervised by a designated tutor. This professional will be in charge of providing the specialists with a personalized and integrative tour of each of the disciplines of Clinical Ophthalmology and its official subdivision in facilities dedicated to professional health care.

This **Hybrid Master's Degree in Clinical Ophthalmology** contains the most complete and up-to-date scientific program on the market. Its most outstanding features are:

- ♦ More than 100 clinical cases presented by experts in the different specialties
- ♦ The graphic, schematic, and practical contents with which they are created, provide scientific and practical information on the disciplines that are essential for professional practice
- ♦ Diagnostic and therapeutic novelties on the management of patients with ocular pathology
- ♦ Practical workshops on procedures, diagnosis and treatment techniques
- ♦ High-definition images and practical exercises for self-assessment of advanced medical current events
- ♦ An algorithm-based interactive learning system for decision-making in the clinical situations presented throughout the course
- ♦ Clinical practice guidelines on the different pathologies related to the eye
- ♦ All this will be complemented by theoretical lessons, questions to the expert, debate forums on controversial topics, and individual reflection assignments
- ♦ Content that is accessible from any fixed or portable device with an Internet connection
- ♦ In addition, you will be able to carry out a clinical internship in one of the best hospitals in the world

“

*You are just a click away from being able to take an intensive 3-week program and acquire all the knowledge you need to grow personally and professionally”*

In this Professional Master's Degree proposal, of a professionalizing nature and blended learning modality, the program is aimed at updating medical professionals who perform their functions in Clinical Ophthalmology units. The contents are based on the latest scientific evidence, and oriented in a didactic way to integrate theoretical knowledge into healthcare practice, and the theoretical-practical elements will facilitate the updating of knowledge and allow decision making in patient management.

Thanks to their multimedia content developed with the latest educational technology, they will allow the medical professional a situated and contextual learning, that is, a simulated environment that will provide an immersive learning programmed to train in real situations. The design of this program is based on Problem-Based Learning, by means of which students must try to solve the different professional practice situations that arise throughout the program. For this purpose, students will be assisted by an innovative interactive video system developed by renowned experts.

*This program provides immersive learning, programmed so that you can holistically understand real situations of varying complexity from the point of view of Clinical Ophthalmology.*

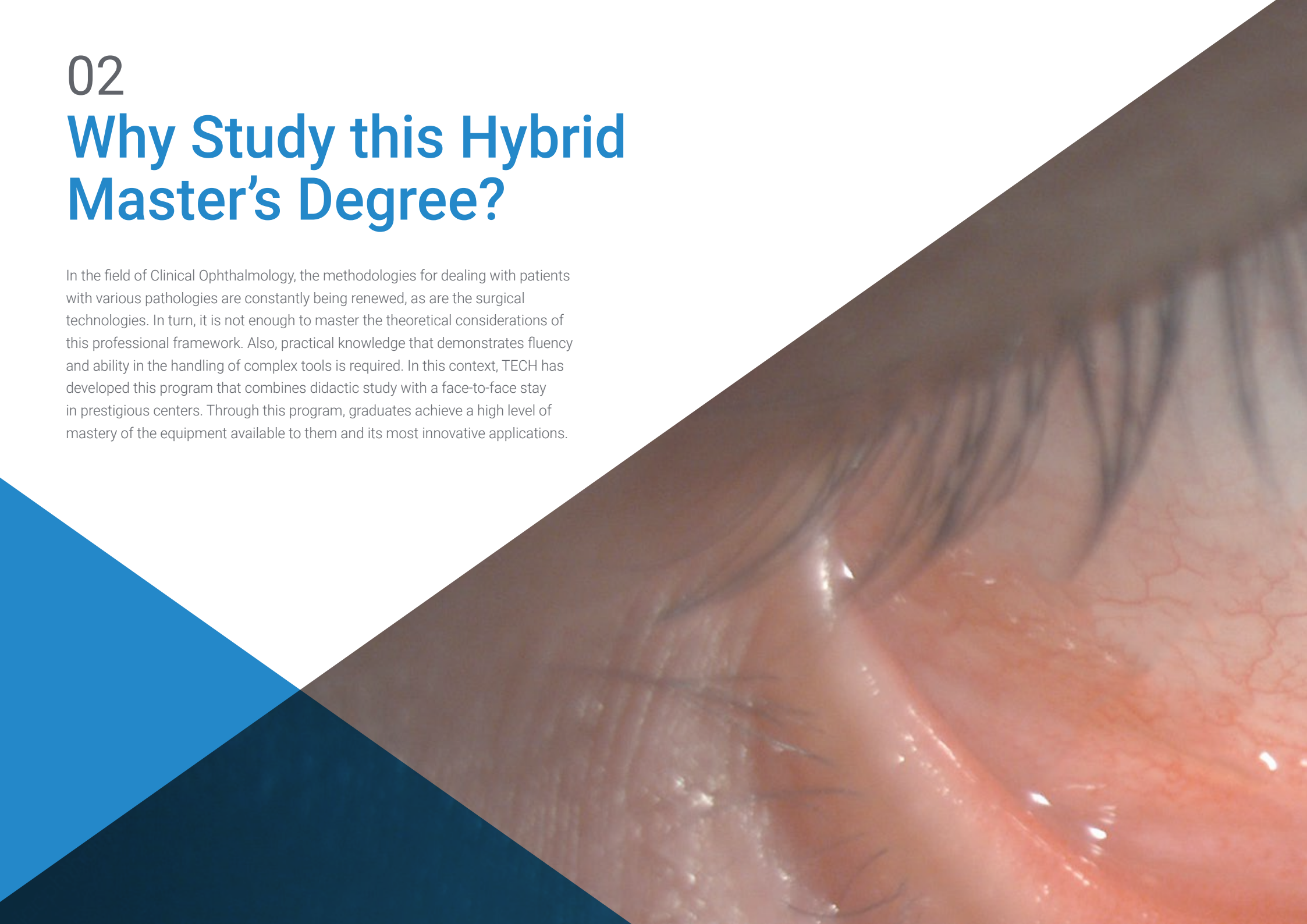
*Learn from professionals of reference, who will put all their experience at the service of a Hybrid Master's Degree of the highest quality.*



02

# Why Study this Hybrid Master's Degree?

In the field of Clinical Ophthalmology, the methodologies for dealing with patients with various pathologies are constantly being renewed, as are the surgical technologies. In turn, it is not enough to master the theoretical considerations of this professional framework. Also, practical knowledge that demonstrates fluency and ability in the handling of complex tools is required. In this context, TECH has developed this program that combines didactic study with a face-to-face stay in prestigious centers. Through this program, graduates achieve a high level of mastery of the equipment available to them and its most innovative applications.





“

*This Hybrid Master's Degree is a unique learning opportunity in which TECH will arrange an internship that will expand your experiences and enrich your personal resume”*

### 1. Updating from the latest technology available

With the help of this academic training, students will master rigorous surgical techniques such as oculoplasties and those useful for the removal of eye tumors. They will also specialize in the management of complex technologies, such as those aimed at achieving more holistic diagnostics and therapeutics.

### 2. Gaining In-Depth Knowledge from the Experience of Top Specialists

This program offers students personalized support in two distinct phases. In the first one, a faculty composed of highly experienced teachers will interact with them to clarify doubts and concepts of interest. The second part, dedicated to the practical stay, will be supported by a designated tutor who will integrate the student in different care dynamics.

### 3. Entering First-Class Clinical Environments

The careful selection of the centers where the Internship Programs of this program are carried out has been a priority for TECH. Thanks to this, students will be able to join institutions where the use of technological resources, considered to be the most updated in the market, is a priority. At the same time, they will be able to test the demands of a professional area considered rigorous and exhaustive in the health sector.





#### 4. Combining the Best Theory with State-of-the-Art Practice

This program has 1,500 educational hours dedicated to the theoretical mastery of Clinical Ophthalmology. At the same time, students will be able to apply what they have learned in a 3-week practical internship. In this way, they will be able to achieve skills quickly and flexibly.

#### 5. Expanding the Boundaries of Knowledge

This Hybrid Master's Degree is the only one of its kind in the educational market, as it provides students with access to select centers dedicated to the healthcare sector and dialogue with its best professionals. This is possible thanks to the network of agreements and contacts available to TECH as the largest digital university of the moment.

“

*You will have full practical immersion  
at the center of your choice"*

# 03 Objectives

TECH designs each of its programs, always, thinking that the graduates who are going to access it can achieve even their most ambitious academic goals with their program. Hence the conformation of a program as complete as this Hybrid Master's Degree in Clinical Ophthalmology, created to provide medical specialists with an update on surgery, treatment and diagnosis of the different pathologies and comorbidities that can affect the visual system.





“

*The perfect program to update you on the latest developments in oculoplasty and lacrimal duct disorders: diagnostic techniques, most effective treatments, preventive therapies, etc"*



## General Objective

---

- The program of this Hybrid Master's Degree in Clinical Ophthalmology will allow the specialist to update his diagnostic and therapeutic knowledge in relation to the latest developments in his area. Through a multidisciplinary academic experience, you will be able to incorporate into your practice the latest advances for daily medical practice, allowing you to improve the quality and safety of your health care and to improve the prognosis of your patients



*If you are looking for a program that guarantees the improvement of your refractive surgery skills, you have the opportunity to achieve it in only 12 months of theory and 3 weeks of practice"*



## Specific Objectives

---

### Module 1. Cataract Surgery Update

- Update knowledge of cataract surgery
- Gain knowledge about the most recent techniques used in patients with cataract disease
- Identify the main signs of the disease
- Know the post-surgical procedures necessary for a correct recovery

### Module 2. Update on Oculoplasty and Lacrimal Ducts

- Identify advances in the approach to oculoposterior surgery
- Update knowledge of diagnosis and treatment
- Recognize the role of the lacrimal pathways in diseases of the eye
- Develop non-invasive diagnostic techniques for a correct assessment of the lacrimal pathways

### Module 3. Glaucoma Update

- Incorporate new developments in treating patients with glaucoma into routine medical practice
- Review the pathophysiology of glaucoma and identify new diagnostic and therapeutic procedures in patients
- Follow current due diligence procedures to improve the development of medical protocols

**Module 4. Ocular Surface and Cornea Update**

- ♦ Describe the different ocular examination methods
- ♦ Identify new developments in the approach to corneal and ocular surface pathology
- ♦ Get to know the main and most effective methods of intervention
- ♦ Develop skills to identify the protocol to follow

**Module 5. Refractive Surgery Update**

- ♦ Determine the new methods of refractive surgery and its possible complications with ocular lenses
- ♦ Determine the new methods of laser refractive surgery and its possible complications with the use of an excimer laser
- ♦ Identify the main alterations such as Myopia
- ♦ Get to know the conditions and diseases of the person with hyperopia in order to define the medical protocol

**Module 6. Update in Ophthalmopediatrics**

- ♦ Expand knowledge in ophthalmopediatrics
- ♦ Identify the age range of a person before proceeding with a medical examination
- ♦ Get to know the main pathologies of children under 3 years of age
- ♦ Gain knowledge about the most frequent pathologies in children who go to school
- ♦ Make correct diagnoses to know if it is necessary to use glasses

**Module 7. Update in Surgical Retina**

- ♦ Update knowledge in conjunctival and corneal neoplasia
- ♦ Identify signs and symptoms of toxic and traumatic anterior segment
- ♦ Know in depth the protocol to be followed for a good surgical procedure

**Module 8. Medical Retina Update**

- ♦ Establish diagnostic and treatment methods for the most and least common ocular diseases
- ♦ Control the symptomatology of corneal infectious pathology
- ♦ Incorporate new developments in the management of retinal pathologies

**Module 9. Uveitis Update**

- ♦ Identify the different types of uveitis and learn the new diagnostic and therapeutic procedures used
- ♦ Define the ocular manifestations of systemic diseases
- ♦ Recognize the patients most prone to this type of complications

**Module 10. Neuro-Ophthalmology**

- ♦ Determine new methods in the surgical approach to lacrimal ducts
- ♦ Provide knowledge about the latest surgical techniques in ophthalmology
- ♦ Explain how to present scientific and clinical information, orally or in writing, in a succinct, clear, and well-organized manner
- ♦ Understand how to design and execute a research project

# 04 Skills

By passing the evaluations of this Hybrid Master's Degree, the healthcare professional will have the professional skills necessary for quality medical care, and updated based on the latest scientific evidence.







“

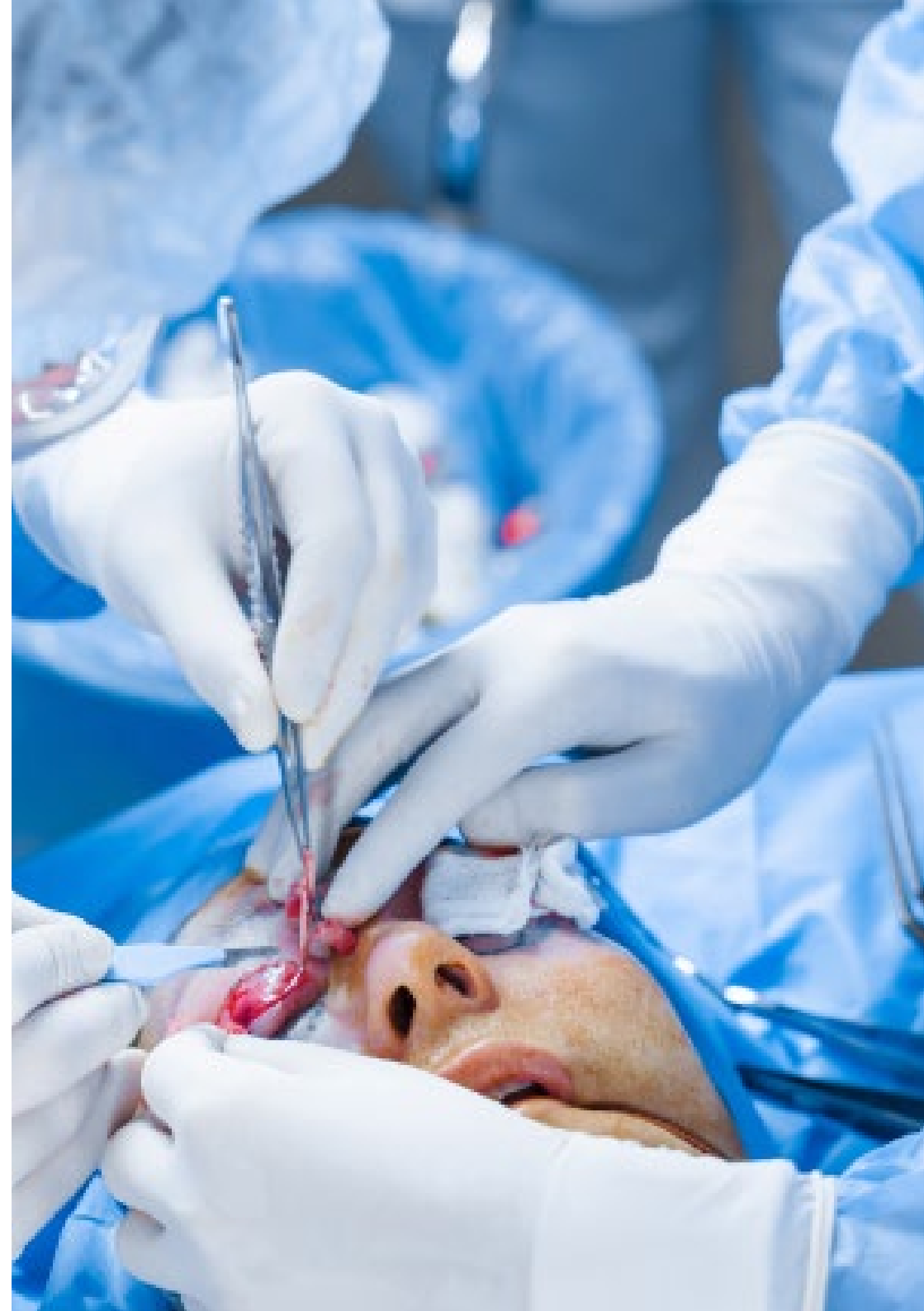
*With this Hybrid Master's Degree,  
you will be able to offer your patients  
quality care, based on the most  
specialized scientific evidence"*




## General Skills

---

- Apply acquired knowledge and problem-solving skills in new or unfamiliar environments within broader (or multidisciplinary) contexts related to their area of study
- Integrate knowledge and face the complexity of making judgments based on incomplete or limited information, including reflections on the social and ethical responsibilities related to the application of their knowledge and judgments
- Know how to communicate conclusions knowledge, and supporting arguments to specialized and non-specialized audiences in a clear and unambiguous way
- Acquire the learning skills that will enable them to continue studying in a way that will be largely self-directed or in a way that will be largely self-directed or autonomous
- Develop within the profession in terms of working with other health professionals, acquiring skills to work as a team
- Recognize the need to maintain and update professional competence with special emphasis on autonomous and continuous learning of new knowledge
- Develop the capacity for critical analysis and research in your professional field





## Specific Skills

---

- ♦ Solve, individually or as members of a multidisciplinary team, the health problems affecting the patient and his immediate future
- ♦ Plan and provide medical care for patients with ophthalmologic pathologies, as well as their families and caregivers, based on quality standards
- ♦ Establish effective communication with patients, families and groups served, as well as with the rest of the work team
- ♦ Through your work within a multidisciplinary team, contribute to the process of organ and tissue donation
- ♦ Use with rigor and safety the means of diagnostic support characterized by their complex technology
- ♦ Establish an effective therapeutic relationship with patients and families
- ♦ Manage scientific databases for carrying out reviews and bibliographic searches of scientific studies
- ♦ Formulate, implement and evaluate standards, action guidelines and protocols specific to the practice of medicine
- ♦ Conduct a critical and in-depth study on a topic of scientific interest in the field of Clinical Ophthalmology
- ♦ Communicate the results of an investigation after having analyzed, evaluated, and synthesized the data
- ♦ Manage healthcare resources with efficiency and quality criteria
- ♦ Work as part of a team providing expert knowledge in the field of Critical Care
- ♦ Educate users on health issues so that they acquire healthy lifestyles, in order to avoid situations that may compromise their health



*This program distinguishes itself from others in the educational market by the high number of practical skills you will acquire during intensive and rigorous classroom practice"*

05

# Course Management

TECH has carefully selected all the teachers for this training. For this purpose, he has taken into account his teaching skills and his professional ties with prestigious institutions in the healthcare practice. The faculty has selected, in turn, the contents that make up the educational syllabus. Thus, the curriculum stands out for its updated subjects and the analysis of the most competitive technologies. In addition to this cadre of experts, students will have access to the most prestigious specialists from a renowned institution during a 3-week on-site internship.





“

*The teachers in this training will support your knowledge with 100% personalized guidance, according to your educational needs”*

## Management



### Dr. Amparo Navea Tejerina

- Medical Director of the Institute of Retina and Ocular Diseases
- FISABIO-Ophthalmology Medical Director (FOM)
- Head of the Retina Unit at FOM
- Specialist in Ophthalmology
- PhD in Medicine, University of Cadiz
- Members the Spanish Society of Ophthalmology (SEO), American Academy of Ophthalmology (AAO), the Association for Research in Vision and Ophthalmology (ARVO), Sircova, Oftared

## Professors

### Dr. Rodrigo Abreu González

- ♦ Ophthalmologist specializing in Retina and Vitreous at the Candelaria University Hospital - Tenerife
- ♦ Specialized professional of the Macula Vision Group of the Ophthalmology Center
- ♦ Abreu and La Candelaria University Hospital in Santa Cruz de Tenerife
- ♦ Member of Spanish Retina and Vitreous Society (SERV), American Academy of Ophthalmology (AAO)

### Dr. Fernando Aguirre Balsalobre

- ♦ Ophthalmologist at Sant Joan University Hospital
- ♦ European Diploma FEBOS-CR
- ♦ Collaborating teacher at the Faculty of Medicine of the Miguel Hernández University of Elche
- ♦ Doctor of Medicine from the Miguel Hernández University with Extraordinary Doctorate Award
- ♦ Degree in Medicine from the University of Navarra

**Dr. José María Ruiz Moreno**

- ♦ Ophthalmologist of the Retina and Vitreous Department of IMO (Institute of Ocular Microsurgery)
- ♦ Ophthalmologist at Vissum Alicante
- ♦ Medical Director of the Vissum Ophthalmologic Corporation
- ♦ Clinical Chief of the Clinical Retina Unit of the Albacete Hospital Complex
- ♦ President of the Spanish Retina and Vitreous Society (SERV), Secretary of the Retina Foundation
- ♦ Founding member and secretary of the University Association of Ophthalmology of Alicante
- ♦ Member of the Spanish Club of Implantable Refractive Surgery
- ♦ Member of the Spanish Society of Ophthalmology (SEO), the American Academy of Ophthalmology (AAO) and the European Society of Retina Specialists (EURETINA). IP OftaRed

**Dr. Pablo Alcocer Yuste**

- ♦ Ophthalmologist in Vitthas Group
- ♦ Specialist in the field of Glaucoma and Cataract Surgery at the Fis FISABIO Medical Ophthalmology Foundation (FOM) in Valencia
- ♦ Training stay at Moorfields Eye Hospital in London
- ♦ Researcher specialized in Glaucoma and Cataract Surgery

**Dr. Jorge L. Alió del Barrio**

- ♦ Surgeon in the Cornea, Cataract and Refractive Surgery Service at Vissum
- ♦ Specialization in Ophthalmology at the Ramón y Cajal University Hospital
- ♦ Associate Professor at the Faculty of Medicine of the Miguel Hernández University
- ♦ Doctor Cum Laude in the Department of Surgery at the University of Alcalá
- ♦ Degree in Medicine from the Autonomous University of Madrid

**Dr. Javier Araiz Iribarren**

- ♦ Scientific Director of the Clinical-Surgical Institute of Ophthalmology
- ♦ Ophthalmologist of the Retina and Vitreous Unit of the Hospital San Eloy in Osakidetxa
- ♦ ICQO Retina and Vitreous Unit Coordinator
- ♦ Professor of Ophthalmology at the Faculty of Medicine of the University of the Basque Country
- ♦ PhD in Medicine and Surgery from the Universidad de Navarra
- ♦ Graduate in Medicine and Surgery from the Universidad de Navarra
- ♦ Specialist in Ophthalmology from the University of Zaragoza

**Dr. Luis Arias Barquet**

- ♦ Director of the Ophthalmologic Clinic in Vilanova i la Geltrú, Barcelona
- ♦ Head of the Retina and Vitreous Section of the Ophthalmology Service at the Hospital Universitari de Bellvitge, Barcelona
- ♦ Certified by the Digital Angiography Reading Center, New York, EE.. S.
- ♦ Collaborating Professor at the University of Madrid.
- ♦ PhD with Extraordinary Award, Autonomous University of Barcelona.
- ♦ Degree in Medicine and Surgery
- ♦ Member of American Academy of Ophthalmology, EURETINA, Spanish Society of Ophthalmology, Spanish Society of Retina and Vitreous, Catalan Society of Ophthalmology

**Dr. José Isidro Belda Sanchís**

- ♦ Medical Surgeon Ophthalmologist in Visionker
- ♦ Ophthalmologist at Ophthalmic Clinic
- ♦ Head of Service at the Torrevieja Health Department
- ♦ Member of the ophthalmologic team of Baviera Clinic
- ♦ Head of the Ophthalmology Department of the University Hospital of Torrevieja.
- ♦ Training stays at the Bascom Palmer Eye Institute (Miami), the Moorfield Eye Hospital (London) and the Hospital for the Prevention of Blindness (Mexico City)
- ♦ Master's Degree in Integrated Health Services Management by ESADE
- ♦ Doctor Cum Laude from the University of Valencia
- ♦ Degree in Medicine and Surgery from the University of Alicante

**Dr. Javier Benítez del Castillo**

- ♦ Head of the Ophthalmology Glaucoma Department of Hospital General SAS
- ♦ Ophthalmologist at Lansys Costa Oeste Medical Center
- ♦ Associate Professor of Ophthalmology at the University of Cadiz
- ♦ Member of the European Society of Glaucoma

**Dr. Maria José Capella Elizalde**

- ♦ Ophthalmology Specialist Retina Unit Barraquer Clinic of Barcelona
- ♦ Subspecialty in Uveitis and Ocular Inflammation at the Massachusetts Eye Research and Surgery Institution and the Bascom Palmer Eye Institute.
- ♦ Degree in Medicine from the Autonomous University of Barcelona.
- ♦ Member of: International Ocular Inflammation Society, Spanish Society of Ocular Inflammation, Spanish Society of Retina and Vitreous

**Dr. Pedro Corsino Fernández Vila**

- ♦ Ophthalmologist specialized in Glaucoma, Diode and Refractive Surgery.
- ♦ Head of the Ophthalmology Department of Pontevedra University Hospital.
- ♦ Professor of Ophthalmology at the Complutense University of Madrid
- ♦ PhD from the Complutense University of Madrid

**Dr. Juan María Davó Cabrera**

- ♦ Ophthalmologist in the Vithas Nisa Group
- ♦ Specialist in Ophthalmology at FISABIO Medical Ophthalmology
- ♦ Specialist in Cataract and Tear and Eyelid Surgery at La Fe Hospital in Valencia
- ♦ Training stays at the Maternal-Children's Hospital Sant Joan de Déu (Barcelona), the KPUM (Kyoto, Japan) and the RVI (Newcastle, United Kingdom)
- ♦ Master's Degree in Advanced Aesthetic and Laser Techniques (CEU)

**Dr. María Ángeles Del Buey Sayas**

- ♦ Resident Medical Intern at the University Clinical Hospital of Zaragoza.
- ♦ Researcher and collaborator of projects in national and international interdisciplinary groups
- ♦ Specialist in Ophthalmology at the Lozano-Blesa Hospital in Zaragoza.
- ♦ Ophthalmologist at the Aravis Group HC Miraflores
- ♦ Associate Professor of Health Sciences at the Faculty of Medicine of the University of Zaragoza



**Dr. Maria Carmen Desco Esteban**

- ◆ Specialist in Ophthalmology. Retina Unit of FISABIO Medical Ophthalmology
- ◆ Researcher at the Research Foundation of La Fe in Valencia.
- ◆ Associate Prof. Ophthalmology UCH-CEU Valencia
- ◆ PhD in Medicine and Surgery from the University of Valencia
- ◆ Degree in Medicine from the University of Valencia
- ◆ Member of The Spanish Society of Ophthalmology, The Spanish Society of Retina and Vitreous, The European Retina Society, The Valencian Society of Ophthalmology, The American Society of Ophthalmology

**Dr. Juan Donate López**

- ◆ Ophthalmologist Responsible for the Retina and Macular Pathology Unit  
  
at San Carlos Clinical Hospital, Madrid
- ◆ Head of the Ophthalmology Department at Hospital de La Luz Quironsalud Group. Madrid
- ◆ Managing Director of Ophthalmologic Study in Madrid.
- ◆ Doctor in Ophthalmology from the Complutense University of Madrid.
- ◆ Degree in Medicine and General Surgery from the University of Salamanca.
- ◆ Member of Spanish Macula Club, Spanish Society of Ophthalmology (SEO), Spanish Society of Vitreous and Retina (SERV), Oftared-Retics

**Dr. Font Juliá, Elsa**

- ◆ Ophthalmologist at the San Juan de Alicante Hospital
- ◆ Specialist in Strabismus and Ocular Motility
- ◆ Degree in Medicine

**Dr. Susana Duch Tuesta**

- ◆ Director of the Glaucoma Unit of the Condal Institute of Ophthalmology
- ◆ Coordinator of the Ocular Traumatology Unit of the Condal Institute of Ophthalmology
- ◆ Director of the Ocular Traumatology Unit of ASEPEYO
- ◆ Associate Professor at Barcelona University
- ◆ Doctor of Medicine from the University of Barcelona
- ◆ Postgraduate in Glaucoma at the University of California (San Francisco, USA)

**Dr. Enrique España Gregori**

- ◆ Head of the Orbit, Oculoplastics and NeuroOphthalmology Department of the La Fe Hospital in Valencia
- ◆ Ophthalmologist at the Adult Orbital Tumor Unit of the La Fe Hospital in Valencia
- ◆ Ophthalmologist in the Neuro-Ophthalmology, Orbit and Oculoplastic Department of the La Fe Hospital in Valencia
- ◆ Associate Professor at the University of Valencia
- ◆ PhD in Medicine and Surgery from the University of Valencia
- ◆ Master's Degree in Health Management from the Catholic University of Valencia San Vicente Mártir

**Dr. Ester Fernández López**

- ◆ Ophthalmologist at the Cornea Unit FISABIO Medical Ophthalmology, Valencia
- ◆ Implant-refractive ocular surgery specialist
- ◆ Degree in Medicine

#### **Dr. Gerard Espinosa Garriga**

- ◆ Consultant physician of the Autoimmune Diseases Service of the Hospital Clínic of Barcelona
- ◆ Consultant of the Autoimmune Diseases Service of the Clinic Hospital of Barcelona
- ◆ Teaching Coordinator of the ICMiD of Hospital Clínic
- ◆ Researcher specialized in systemic lupus erythematosus
- ◆ Principal investigator of the BeliLES-GEAS registry
- ◆ Coordinator of the Working Area of Behcet's disease (GEAS)
- ◆ Doctorate from the University of Barcelona
- ◆ Degree in Medicine from the Autonomous University of Barcelona

#### **Dr. Miguel Esteban Masanet**

- ◆ Head of the Ophthalmology Department at the Provincial Hospital of Castellón
- ◆ Ophthalmologist at Innova Ocular Clínica Vila
- ◆ Associate Professor of Ophthalmology at the Faculty of Medicine of the University Cardenal Herrera-Ceu of Castellón
- ◆ Degree in Medicine and Surgery from the University of Valencia
- ◆ Member of the Spanish Society of Ophthalmology, American Academy of Ophthalmology, Ophthalmological Society of the Valencian Community and Spanish Society of Ocular and Orbital Plastic Surgery.

#### **Dr. Fernando Hernández Pardines**

- ◆ Ophthalmologist at the San Juan Alicante Hospital
- ◆ Glaucoma Specialist at the San Juan Alicante Hospital
- ◆ Degree in Medicine and Surgery from the University of Miguel Hernández de Elche

#### **Dr. Alex Fonollosa Calduch**

- ◆ Associate Ophthalmologist Postgraduate Certificate at Cruces Hospital, Vizcaya
- ◆ Ophthalmologist at the Retina and Uveitis Section of the Ophthalmologic Institute of Bilbao
- ◆ Assistant in the Ophthalmology Service of the Vall d'Hebron Barcelona Hospital
- ◆ Researcher of the BioCruces Ophthalmology Research Group
- ◆ President of the Spanish Society of Ocular Inflammation
- ◆ Doctor of Medicine, Autonomous University of Barcelona
- ◆ Degree in Medicine from the University of Barcelona

#### **Dr. Roberto Gallego Pinazo**

- ◆ Principal Investigator of the La Fe Health Research Institute of OFTARED
- ◆ Consultant at the Macula Unit of the Ophthalmology Department of the University and Polytechnic Hospital La Fe of Valencia
- ◆ Training stays at Vitreous Retina Macula Consultants in New York, the Royal Manhattan Eye, Ear and Throat Hospital and the New York University Bellevue Hospital
- ◆ Diploma in Ophthalmology from the European School of Advanced Studies in Ophthalmology in Lugano (Switzerland) Doctor Cum Laude from the University of Valencia, Spain
- ◆ Degree in Medicine and Surgery from the University of Valencia
- ◆ Member of the Orphanet Committee of Experts on Rare Diseases and of the Pan-American Retina Study Group PACORES.
- ◆ Co-founder of the Spanish Macula Club

**Dr. Juan García Sánchez**

- ♦ Medical Specialist in Ophthalmology
- ♦ Ophthalmologist at Doctor Hueso Clinic
- ♦ Physician at the Hospital San Juan de Alicante
- ♦ Research stay at the Klinikum Höchst in Frankfurt
- ♦ Study stay at the European Bureau of Ophthalmology
- ♦ PhD in Medicine and Surgery from the University of Valencia

**Dr. Julio José González López**

- ♦ Ophthalmologist in the Retina Unit of the Baviera Clinic in Madrid
- ♦ Retina and Vitreous Surgeon at the Ramón y Cajal University Hospital
- ♦ Head of the Uveitis and Degenerative Diseases Unit at the Ramón y Cajal University Hospital
- ♦ International Doctor in Health Sciences at the University of Alcalá de Henares
- ♦ Trained in Ophthalmology at the Ramón y Cajal University Hospital
- ♦ Surgical Retina Specialist at the Tennet Institute of Ophthalmology, Glasgow
- ♦ Bachelor in Medicine and Surgery from the Autonomous University of Madrid

**Dr. Jorge Mataix Boronat**

- ♦ Ophthalmologist in the the Institute of Retina and Ocular Diseases. Valence
- ♦ Ophthalmologist Fisabio-Medical Ophthalmology
- ♦ Ophthalmology Resident Intern. La Fe University Hospital
- ♦ Degree in Medicine and Surgery. Faculty of Medicine of Valencia
- ♦ Doctor Cum Laude in Medicine and Surgery. University of Valencia

**Dr. Jaime Javaloy Estañ**

- ♦ Specialist in Refractive Surgery, Presbyopia, Cataracts and Glaucoma at Baviera Clinic Alicante
- ♦ Medical Director at Baviera Clinic Alicante
- ♦ Resident Doctor in Ophthalmology at the General University Hospital of Alicante
- ♦ Attending physician at the University Hospital of San Juan de Alicante
- ♦ Degree in Medicine and Surgery. University of Alicante
- ♦ Training in Ophthalmology. Alicante University General Hospital
- ♦ Doctor Cum Laude in Medicine. Miguel Hernández University of Elche

**Dr. Andrés Laiseca Rodríguez**

- ♦ Ophthalmology Physician at Doctores LAISECA Clinic
- ♦ Eye surgeon. Doctores LAISECA Clinic
- ♦ Degree in Medicine and Surgery from the Complutense University of Madrid
- ♦ Specialist in Ophthalmology. Complutense University of Madrid
- ♦ Doctor of Medicine and Surgery with "Cum Laude" qualification
- ♦ Former Secretary General and founding member of the Spanish Society of Ocular and Orbital Plastic Surgery
- ♦ Speaker at the American Society of Ocularists, X Congress of the European Society of Ophthalmic, Plastic and Reconstructive Surgery

**Dr. Encarnación Mengual Verdú**

- ♦ Specialist in Ophthalmology in Alicante
- ♦ Member of the Spanish Society of Ophthalmology
- ♦ Degree in Medicine and Surgery from the University of Valencia
- ♦ Co-author of the book "Clinical Cases in Ophthalmology"

**Dr. Aitor Lanzagorta Aresti**

- Ophthalmologist at the University Research Institute Fisabio Medical Ophthalmology
- Physician in the Glaucoma Unit Fisabio Ophthalmology
- NeuroOphthalmology Unit Fisabio Ophthalmology
- Degree in Medicine from the University of the Basque Country
- PhD, Medicine. University of Valencia
- Residency in Ophthalmology. La Fe University Hospital

**Dr. José Marí Cotino**

- Ophthalmology specialist at Quirónsalud Hospital in Valencia
- Degree in Medicine and Surgery from the Faculty of Medicine of the Literary University of Valencia
- Degree of Doctor Cum Laude in Medicine and Surgery from the University of Valencia
- Bachelor's Degree from the University of Murcia
- Specialist in Ophthalmology at La Fe University Hospital
- Master's Degree in Health Management from the Catholic University of Valencia

**Dr. Jorge Ruíz Medrano**

- Ophthalmology Physician in Postgraduate Certificate San Carlos Clinical Hospital
- Facultative Area Specialist. Puerta de Hierro University Hospital, Majadahonda
- Doctor *Cum Laude* from the Complutense University of Madrid
- Fellowship in Surgical Retina and Ocular Oncology at Jules-Gonin Hospital of Lausanne
- Fellowship at the University Hospital of Bellvitge
- Fellow of European Board of Ophthalmology. Paris





#### **Dr. José María Martínez de la Casa**

- ◆ Specialist in Ophthalmology at the Martínez de la Casa Matilda Clinic
- ◆ Ophthalmologist and head of the glaucoma department at the Clinical Hospital San Carlos
- ◆ Degree in Medicine from the Complutense University of Madrid
- ◆ Doctor in Medicine and Surgery, Complutense University of Madrid, Cum Laude
- ◆ Master's Degree in Medical Administration and Clinical Management from the National Distance Education University
- ◆ Director of the Spanish Journal of Glaucoma and Ocular Hypertension
- ◆ Member of the Editorial Board of the journals and Evaluator of different national and international journals
- ◆ Deputy Director of Archives of the Spanish Society of Ophthalmology

#### **Dr. José Juan Martínez Toldos**

- ◆ Head of Service of the General University Hospital of Elche
- ◆ Ophthalmology specialist at the General Hospital of Albacete, General Hospital of Castellón and Vega Baja Hospital
- ◆ Head of section by competitive examination at the General University Hospital of San Juan
- ◆ Degree in Medicine and Surgery from the University of Murcia
- ◆ Degree of Doctor by the University of Alicante
- ◆ Specialist in Ophthalmology from the Autonomous University of Barcelona
- ◆ Master's Degree in Retina and Surgery at IMO (Institute of Ocular Microsurgery). Barcelona

#### **Dr. Encarnación Mateos Sánchez**

- ◆ Specialist in Ophthalmology. Specialist in Thyroid Ophthalmopathy, Ocular Tumors at the Virgen de la Paloma Hospital, Madrid
- ◆ Ophthalmologist at the Ramón y Cajal Hospital in Madrid
- ◆ Surgeon at the Diego León Aesthetic Clinic
- ◆ Member of the Spanish Society of Ocular and Orbital Plastic Surgery

#### **Mr. Raúl Montalbán Llamusi**

- ◆ Medical specialist in the area of Refractive Surgery at Baviera Clinic
- ◆ Attending physician in the Retina Units and the Pediatric Ophthalmology and Strabismus Unit. Baviera Clinic
- ◆ Degree in Optics and Optometry from the University of Alicante.
- ◆ Doctor from the University of Alicante
- ◆ Master's Degree in Advanced Optometry and Vision Sciences. University of Alicante
- ◆ Active participation with the NGO for development Visió Sense Fronteres in campaigns to eradicate blindness

#### **Dr. Javier Antonio Montero Moreno**

- ◆ Head of the Ophthalmology Department. Río Hortega University Hospital
- ◆ Specialist in the Department of Retina at Oftalvist Madrid
- ◆ Degree in Medicine. Valladolid
- ◆ Doctor of Medicine. Miguel Hernández University of Alicante
- ◆ Specialist in Ophthalmology Via MIR
- ◆ Member of: Spanish Society of Ophthalmology, Spanish Society of Retina-Vitreous, EURETINA

#### **Dr. Elena Palacios Pozo**

- ◆ Ophthalmologist at the Medical Surgical Unit Retina Vitreous and Uveal Diseases
- ◆ Ophthalmologist at the Medical-Surgical Unit in Retina Vitreous and Uveal Diseases at the Fisabio Oftalmología Medical Hospital (FOM)
- ◆ Ophthalmologist in the Retina and Vitreous Medical-Surgical Unit at the Oftalvist Clinic. Valencia, Spain
- ◆ Ophthalmologist at the Institute of Retina and Ocular Diseases
- ◆ General Ophthalmologist at Quironsalud Hospital Group
- ◆ Specialist Physician at Miguel Servet University Hospital
- ◆ Degree in Medicine and Surgery from the University of Alcalá
- ◆ Doctor's Degree in and Surgery Medicine from the CEU Cardenal Herrera University
- ◆ Resident Medical Intern in the Hospital La Fe University and Polytechnic Hospital. Valencia, Spain
- ◆ Member of American Academy Ophthalmology (AAO), Spanish Society of Vitreous Retina (SERV), Spanish Society of Ophthalmology (SEO), Ophthalmological Society of the Valencian Community (SOCV)

#### **Dr. Francisco Pastor Pascual**

- ◆ Ophthalmology Specialist at Oftalvist
- ◆ Degree in Medicine and Surgery from the University of Valencia
- ◆ Specialist in Ophthalmology. La Fe University Hospital
- ◆ Doctor Cum Laude from the University of Valencia
- ◆ Master's Degree in Health Services Management. European Institution of Health and Social Well-being
- ◆ Member of the Valencian Society of Ophthalmology, Spanish Society of Ophthalmology, Spanish Society of Implanto-refractive Ocular Surgery

**Dr. Marta Pérez López**

- ♦ Ophthalmologist of the Ofatvist Valencia Centers
- ♦ Specialist in the University Hospital and Polytechnic La Fe
- ♦ Fellowship in Oculoplasty and Orbital Surgery
- ♦ Degree in Medicine and Surgery from the University of Valencia
- ♦ PhD in Medicine from the University of Alcalá de Henares
- ♦ MIR training in Ophthalmology at Ramón y Cajal University Hospital
- ♦ Member of the Spanish Society of Ophthalmology, American Academy of Ophthalmology (AAO), Examiners of the European Board Of Ophthalmology (EBO)

**Dr. Cristina Peris Martínez**

- ♦ Medical Director at FISABIO Medical Ophthalmology (FOM)
- ♦ Deputy Medical Director. Cornea and Anterior Segment Disease Unit. Mediterranean Ophthalmological Foundation
- ♦ Ophthalmology Assistant Physician Specialist. La Fe University Hospital
- ♦ Ophthalmology Assistant Physician Specialist. Virgen de los Lirios Hospital
- ♦ Doctor of Medicine and Surgery. University of Valencia
- ♦ Master's Degree in Health Management. San Vicente Mártir Catholic University
- ♦ MIR, Residency in Ophthalmology. La Fe i Politècnic University Hospital

**Dr. Esther Rivera Ruiz**

- ♦ Specialist in Refractive Surgery at Miranza IOA
- ♦ Ophthalmologist Specialist in Refractive Surgery Unit at Miranza Ophthalteam
- ♦ Specialist at Vissum Clinic Madrid
- ♦ Doctor in the Refractive Surgery Unit at the Baviera Clinic in Alicante
- ♦ Degree in Medicine from the University of Murcia
- ♦ Specialist in Ophthalmology at the Puerta De Hierro Hospital
- ♦ Official Doctorate Program in Biomedical Sciences at the Complutense University of Madrid
- ♦ Training in Refractive Surgery at the Baviera Clinic in Valencia

**Dr. Maria José Roig Revert**

- ♦ Faculty Specialist in Ophthalmology: Corneal and anterior sedimentary diseases. FISABIO Medical Ophthalmology
- ♦ Ophthalmology specialist. Castellón Department of Health - Castellón General University Hospital
- ♦ General Ophthalmology. OFTALVIST
- ♦ Ophthalmology specialist. Castellón Provincial Hospital Consortium
- ♦ Degree in Medicine from the University of Valencia
- ♦ Course in Medicine. Louis Pasteur University and Hautpiérre Hospital. France

#### Dr. Konrad Schargel Palacios

- ♦ Specialist in Ophthalmology
- ♦ Ophthalmology specialist at the San Juan de Alicante Hospital
- ♦ Ophthalmologist specialist at the César Rodríguez Hospital
- ♦ Ophthalmologist specialist at the Luis Razzetti Hospital
- ♦ Member of the Spanish Glaucoma Society
- ♦ Examiner of the European Board of Ophthalmology

#### Dr. José Luis Urcelay Segura

- ♦ Head of the the Department Section at the Gregorio Marañón General University Hospital
- ♦ PhD from the Complutense University of Madrid
- ♦ Resident Medical Intern in Ophthalmology at the Gregorio Marañón General Hospital
- ♦ Degree in Medicine and Surgery from the University of the Basque Country/ *Euskal Herriko Unibertsitatea*(UPV/ EHU)
- ♦ Associate Professor of Ophthalmology at the Complutense University of Madrid.

#### Dr. Inmaculada González Viejo

- ♦ Specialist in Ophthalmology and Subspecialist in Pediatric Ophthalmology at Ferrer Novella Ophthalmology Clinic
- ♦ Fields Ophthalmology specialist. Miguel Servet University Hospital
- ♦ Ophthalmologist. Miguel Servet Children's Hospital

#### Dr. Aritz Urcola Carrera

- ♦ Glaucoma Unit Specialist at Miranza Ókular Clinic
- ♦ Head of the Clinical Management Unit at the Araba University Hospital Head
- ♦ Head of Glaucoma Unit. Araba University Hospital
- ♦ Ophthalmology Area Specialist at the Araba University Hospital.
- ♦ Head of Glaucoma Unit in Miranza Begitek
- ♦ Ophthalmology Specialist at Mendaro Hospital
- ♦ Official Doctorate Program in Neuroscience University of the Basque Country
- ♦ Doctor of Medicine. Outstanding Cum Laude University of the Basque Country
- ♦ Master's Degree in Big Data - Business Intelligence, Deusto University
- ♦ Master's Degree in Ophthalmology Services Management from the University of Valladolid
- ♦ Degree in Medicine, University of Navarra

#### Dr. Pablo Hernández

- ♦ Specialist in Plastic, Aesthetic, and Reconstructive Surgery

#### Dr. Rosa Maria Coco Martín

- ♦ Medical Director of the Institute of Applied Ophthalmobiology (IOBA) of the University of Valladolid
- ♦ Specialist in rare diseases
- ♦ Professor of Ophthalmology at the University of Valladolid.
- ♦ He is a member of the Spanish Society of Ophthalmology, the Spanish Society of Retina and Vitreous, the American Academy of Ophthalmology and the American Academy of Ophthalmology





**Dr. Adriana Fandiño López**

- ◆ Specialist in Ophthalmology at FISABIO Medical Ophthalmology
- ◆ Training stays at the Massachusetts Eye Research and Surgery Institution and Moorfields Eye Hospital
- ◆ PhD in Health Sciences from CEU Cardenal Herrera University.
- ◆ Master's Degree in Clinical Research from the San Vicente Mártir Catholic University of Valencia

**Dr. Santiago Montolío Marzo**

- ◆ Ophthalmologist of the Oftalvist Clinic
- ◆ MIR in FISABIO Clinical Ophthalmology
- ◆ Degree in Medicine from the University of Valencia
- ◆ Masters in Infectious Diseases and Antimicrobial Treatment. CEU Cardenal Herrera University
- ◆ Master's Degree in Aesthetic Medicine and Advanced Laser Techniques
- ◆ Fellow of the International Council of Ophthalmology
- ◆ Fellow of the European Board of Ophthalmology
- ◆ Member of the Spanish Society of Ophthalmology, Spanish Society of Surgery, Implantorefractive Ocular, Spanish Society of Retina and Vitreous, European Society of Retina Specialist

# 06

## Educational Plan

This program consists of several academic modules that will provide the student with the most updated knowledge in the field of Clinical Ophthalmology. This syllabus includes the most innovative intervention techniques for complex pathologies such as cataract, glaucoma or ocular tumors. On the other hand, students will analyze the most modern tools for the removal of malignant tumors and perform oculoplasties, refractive surgeries, among others. These subjects will be supported by multimedia resources of great didactic value, including infographics, videos and interactive summaries.



“

*TECH teachers, in addition to creating this innovative syllabus, have developed audiovisual materials and interactive resources of great didactic value to complement your learning"*

### Module 1. Cataract Surgery Update

- 1.1. Preoperative Evaluation of Candidates for Cataract Surgery
- 1.2. Ophthalmic Viscosurgical Devices
- 1.3. IOL Calculation Formulas
- 1.4. Cataract Surgery: Step by Step
- 1.5. Pseudophakic Intraocular Lens
- 1.6. Technological Update in Cataract Surgery (I): Femtosecond Laser
- 1.7. Technological Update in Cataract Surgery (II): Interoperative Guidance Systems
- 1.8. Lens Surgery in Special Situations
- 1.9. Complications of Cataract Surgery
- 1.10. Cataracts and Glaucoma. Bilateral and Simultaneous Cataract Surgery

### Module 2. Update on Oculoplasty and Lacrimal Ducts

- 2.1. Palpebral and Orbital Anatomy
- 2.2. Blepharoplasty
- 2.3. Ptosis and Eyelid Malposition
- 2.4. Eyelid Tumors
- 2.5. Lacrimal Puncta Surgery
- 2.6. Dacryocystorhinostomy via External/Endoscopic Route
- 2.7. Orbital tumors
- 2.8. Thyroid Orbitopathy
- 2.9. New Treatments in Thyroid Orbitopathy
- 2.10. Ablative Ocular Surgery. Management of the Anophthalmic Cavity

### Module 3. Glaucoma Update

- 3.1. Diagnosis I: Intraocular Pressure and Pachymetry
- 3.2. Diagnosis II: Angle Study: Gonioscopy and Other Methods
- 3.3. Diagnosis III: Campimetry
- 3.4. Diagnosis IV: Analysis of the Papilla and the Nerve Fiber Layer
- 3.5. Pathophysiology of Glaucoma and Classification
- 3.6. Treatment I: Medical
- 3.7. Treatment II: Laser
- 3.8. Treatment III: Filtering Surgery
- 3.9. Treatment IV: Surgery with Tube-Plate Drainage Implants and Cyclodestructive Procedures
- 3.10. New Perspectives in Glaucoma: The Future

### Module 4. Ocular Surface and Cornea Update

- 4.1. Corneal Dystrophies
- 4.2. Dry Eye and Ocular Surface Pathology
- 4.3. Corneal Surgery (PPK, DALK, DSAEK, DMEK)
- 4.4. Corneal Crosslinking
- 4.5. Conjunctival and Corneal Neoplasms
- 4.6. Toxic and Traumatic Lesions of the Anterior Segment
- 4.7. Ectasia (Keratoconus, Pellucid Marginal Degeneration, Post-LASIK Degenerations)
- 4.8. Infectious Corneal Pathology I
- 4.9. Infectious Corneal Pathology II

### Module 5. Refractive Surgery Update

- 5.1. Excimer Laser Refractive Surgery. Techniques Used. Indications and Contraindications
- 5.2. Refractive Surgery
- 5.3. Femtosecond Laser: Use in Refractive Surgery
- 5.4. Refractive Surgery with Phakic Intraocular Lenses
- 5.5. Main Complications in Refractive Surgery with Intraocular Lenses
- 5.6. Intraocular Lens Calculation in Refractive Surgery. Biometrics
- 5.7. Surgical Management of Presbyopia
- 5.8. Multifocal Intraocular Lenses: Indications, Contraindications and Keys to Successful Lens Management
- 5.9. Surgical Management of Astigmatism
- 5.10. Pseudophakic Intraocular Lens

### Module 6. Update in Ophthalmopediatrics

- 6.1. The Middle Ages, Modern Times, the Enlightenment
- 6.2. Management of Epiphora, Palpebral and Conjunctival-Corneal Pathology in Children
- 6.3. Amblyopia: Etiology, Diagnosis and Treatment
- 6.4. Vertical Strabismus, Alphabetic Syndromes and Restrictive Syndromes: Stilling-Duane, Brown, Möebius, and Congenital Fibrosis
- 6.5. Glaucoma in Childhood
- 6.6. Differential Diagnosis of Leukocoria
- 6.7. Differential Diagnosis of Leukocoria: Most Common Pathologies, Diagnosis and Treatment
- 6.8. Alterations of the Crystalline Lens in the Pediatrics. Congenital Cataracts
- 6.9. Diagnosis and Treatment of Nystagmus in Pediatrics
- 6.10. Botulinum Toxin in Strabology

### Module 7. Update in Surgical Retina

- 7.1. Update on Retinal Surgery
- 7.2. Vitreous Substitutes in Surgery
- 7.3. New Techniques in Vitrectomy
- 7.4. Retinal Detachment and PVR Surgery
- 7.5. Macular Surgery: on the Surface
- 7.6. Macular Surgery: Subretinal
- 7.7. Surgery on Diabetic Retinopathy
- 7.8. Surgery on Intraocular Tumors
- 7.9. Posterior Pole Surgery in Anterior Pole Complications

### Module 8. Medical Retina Update

- 8.1. Non-AMD Subretinal Neovascularization
- 8.2. Update on Macular Diagnosis
- 8.3. Diabetic Retinopathy
- 8.4. Retinal Vascular Occlusions
- 8.5. Retinopathy of Prematurity
- 8.6. Macular Degeneration Related to Aging
- 8.7. Myopia Magna and Pathologic Myopia
- 8.8. Posterior Segment Tumors
- 8.9. Retinal Dystrophies

### Module 9. Uveitis Update

- 9.1. Epidemiology of Uveitis
- 9.2. Diagnosis of Uveitis
- 9.3. New Treatments in Uveitis
- 9.4. Episcleritis and Scleritis
- 9.5. Acute and Chronic Anterior Uveitis
- 9.6. Intermediate Uveitis and Parsplanitis
- 9.7. Non-Infectious Posterior Uveitis
- 9.8. Infectious Posterior Uveitis

### Module 10. Neuro-Ophthalmology

- 10.1. Exploration in Neuro-Ophthalmology
- 10.2. Papillary Edema
- 10.3. Papillary Pallor
- 10.4. Loss of Vision with Normal Fundus
- 10.5. Transient Loss of Vision
- 10.6. Pupillary Alterations
- 10.7. Eye Movement Alterations
- 10.8. Orbital Disease in Neuro-Ophthalmology
- 10.9. Eyelid Disorders and Ptosis in Neurological Diseases
- 10.10. Low Vision in Neurological Diseases





“

*All the contents of this program  
have been chosen to lead you  
to professional excellence  
within the healthcare field of  
Clinical Ophthalmology”*

07

# Clinical Internship

Upon completion of the online syllabus of this program, TECH students will enter the practical training phase. This stage will take place in a reference clinical center, in a face-to-face modality. In them, the student will have at his/her disposal an assistant tutor who will support the educational process and will facilitate the acquisition of rigorous practical skills required by the most important positions in Clinical Ophthalmology.







“

*Your internship in Clinical Ophthalmology will take place in an international reference institution, where you will acquire new skills together with great experts in this sector"*

The Internship Program's Internship Program consists of a practical stay in a prestigious clinical center, lasting 3 weeks, from Monday to Friday with 8 consecutive hours of Practice with an associate specialist. This stay will allow you to see real patients alongside a team of professionals of reference in the area of Clinical Ophthalmology, applying the most innovative diagnostic procedures and planning the latest generation therapeutics for in each pathology.

In this completely practical Internship Program, the activities are aimed at developing and perfecting the skills necessary to provide healthcare care in areas and conditions that require highly qualified professionals, and are oriented towards specific expertise for practicing the activity, in a safe environment for the patient and with highly professional performance.

It is undoubtedly an opportunity to learn by working in the innovative hospital of the future where real-time health monitoring of patients is at the heart of the digital culture of its professionals. This is a new way of understanding and integrating health processes, making it the ideal teaching scenario for this innovative experience in the improvement of professional medical competencies for the 21st century.

The practical teaching will be carried out with the active participation of the student performing the activities and procedures of each area of competence (learning to learn and learning to do), with the accompaniment and guidance of the professors and other fellow trainees that facilitate teamwork and multidisciplinary integration as transversal competencies for medicine Diseases Clinical Analysis Care Medicine (learning to be and learning to relate).

The procedures described below will form the basis of the practical part of the training, and their completion is subject to both the suitability of the patients and the availability of the center and its workload, with the proposed activities being as follows:



*Receive specialized education in an institution that can offer you all these possibilities, with an innovative academic program and a human team that will help you develop your full potential"*



Module	Practical Activity
<b>Diagnostic and therapeutic techniques in clinical ophthalmology</b>	Apply the different and most innovative methods of ocular exploration
	Monitor the patient's health conditions and know how diseases such as diabetes or hypertension have a direct impact on vision
	Differential diagnosis and correct treatment of all common and less common ocular diseases
	Use the latest medical procedures in Ophthalmopediatrics to ensure the best care for the child with ocular pathology
	Applying femtosecond laser in refractive cataract surgery
	Put into practice the latest diagnostic techniques in Ophthalmology
	Prescribe, with the support of a specialist physician, specific pharmacology for each type of ocular pathology
<b>Trends and findings related to Clinical Ophthalmology</b>	Learn the latest morphological and functional developments of the ocular surface and cornea in order to improve ocular and corneal medical procedures
	To master the advances in Oculoplastics in order to incorporate them into routine medical practice
	Applying surgery in diabetic retinopathy: from vitreous hemorrhage to tractional RD
<b>Surgical techniques in Clinical Ophthalmology: Glaucoma and Retinal Surgeries</b>	Assess and treat patients with clinical manifestations of retinal pathology and initiate the corresponding new therapeutic procedures, both for medical and surgical care
	Practice the latest Glaucoma surgical techniques, knowing how to effectively discern when to use each of them
	Use new techniques in vitrectomy: pumps, illumination, visualization systems
	Address the latest techniques for the correct management of uveitis
<b>Pediatric Clinical Ophthalmology</b>	Perform complete vision examinations of the pediatric patient
	To know and put into practice the latest medical procedures in Ophthalmopediatrics to guarantee the best care for the child with ocular pathology
	Identify the differential diagnosis of leukocoria, diagnosis and treatment
	Using botulinum toxin for the management of strabismus in childhood

## Civil Liability Insurance

This institution's main concern is to guarantee the safety of the trainees and other collaborating agents involved in the internship process at the company. Among the measures dedicated to achieving this is the response to any incident that may occur during the entire teaching-learning process.

To this end, this educational entity undertakes to take out civil liability insurance to cover any eventuality that may arise during the stay at the internship center.

This liability policy for interns will have broad coverage and will be taken out prior to the start of the practical training period. In this way, the professional will not have to worry in case he/she has to face an unexpected situation and will be covered until the end of the practical program at the center.



## General Conditions of the Internship Program

The general terms and conditions of the internship agreement for the program are as follows:

**1. TUTOR:** During the Hybrid Master's Degree, students will be assigned with two tutors who will accompany them throughout the process, answering any doubts and questions that may arise. On the one hand, there will be a professional tutor belonging to the internship center who will have the purpose of guiding and supporting the student at all times. On the other hand, they will also be assigned with an academic tutor whose mission will be to coordinate and help the students during the whole process, solving doubts and facilitating everything they may need. In this way, the student will be accompanied and will be able to discuss any doubts that may arise, both clinical and academic.

**2. DURATION:** The internship program will have a duration of three continuous weeks, in 8-hour days, 5 days a week. The days of attendance and the schedule will be the responsibility of the center and the professional will be informed well in advance so that they can make the appropriate arrangements.

**3. ABSENCE:** If the students does not show up on the start date of the Internship Program, they will lose the right to it, without the possibility of reimbursement or change of dates. Absence for more than two days from the internship, without justification or a medical reason, will result in the professional's withdrawal from the internship, therefore, automatic termination of the internship. Any problems that may arise during the course of the internship must be urgently reported to the academic tutor.

**4. CERTIFICATION:** Professionals who pass the Hybrid Professional Master Program will receive a certificate accrediting their time spent at the center.

**5. EMPLOYMENT RELATIONSHIP:** The Hybrid Professional Master Program shall not constitute an employment relationship of any kind.

**6. PRIOR EDUCATION:** Some centers may require a certificate of prior education for the Internship Program. In these cases, it will be necessary to submit it to the TECH internship department so that the assignment of the chosen center can be confirmed.

**7. DOES NOT INCLUDE :** The Hybrid Master's Degree will not include any element not described in the present conditions. Therefore, it does not include accommodation, transportation to the city where the internship takes place, visas or any other items not listed

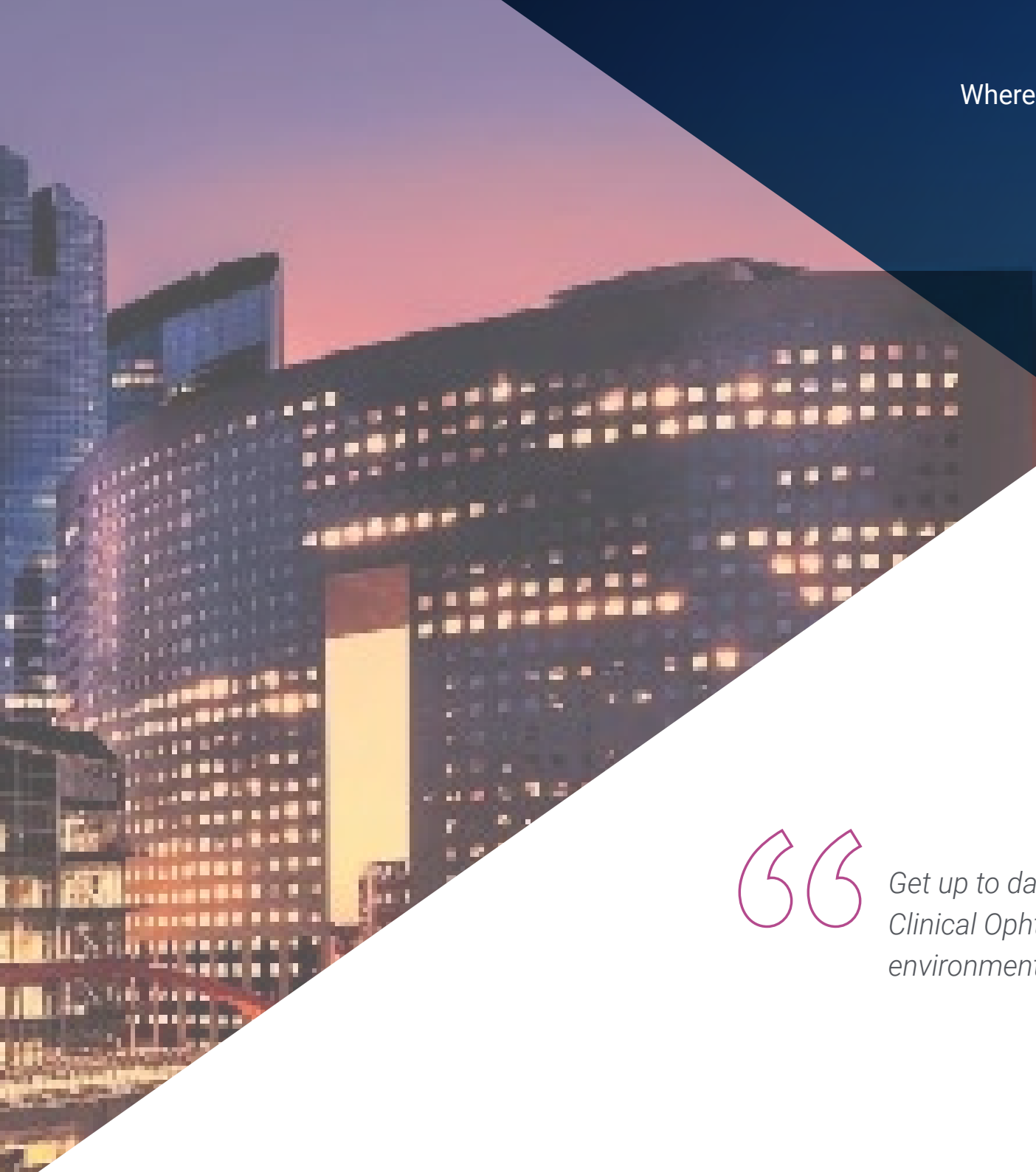
However, students may consult with their academic tutor for any questions or recommendations in this regard. The academic tutor will provide the student with all the necessary information to facilitate the procedures in any case.

# 08

## Where Can I Do the Clinical Internship?

To ensure that the updating process is the best possible, TECH proposes the realization of this on-site stay in a prestigious center that can provide the physician with the latest advances. This is a very complex and broad field, so it requires updating by the specialist, and the role of the hospital institutions proposed here is vital in this process, since they will offer the most advanced knowledge in the specialty.





“

*Get up to date on everything related to Clinical Ophthalmology, in a specialized environment and at the medical forefront”*



The student will be able to take the practical part of this Hybrid Master's Degree in the following centers:



Medicine.

### Vissum Alicante

Country	City
Spain	Alicante

Address: Calle Cabañal 1, 03016, Alicante, España

Ophthalmologic care assistance clinic

**Related internship programs:**

- Clinical Ophthalmology
- Optical Technologies and Clinical Optometry



Medicine.

### Vissum Madrid

Country	City
Spain	Madrid

Address: C. Polvoranca, 9, 28901 Getafe, Madrid

Ophthalmology assistance center of international reference

**Related internship programs:**

- Clinical Ophthalmology
- Optical Technologies and Clinical Optometry



Medicine.

### Hospital HM Modelo

Country	City
Spain	La Coruña

Address: Rúa Virrey Osorio, 30, 15011, A Coruña

Network of private clinics, hospitals and specialized centers distributed throughout Spain.

**Related internship programs:**

- Anaesthesiology and Resuscitation
- Palliative Care



Medicine.

### Hospital Maternidad HM Belén

Country	City
Spain	La Coruña

Address: R. Filantropía, 3, 15011, A Coruña

Network of private clinics, hospitals and specialized centers distributed throughout Spain.

**Related internship programs:**

- Update in Assisted Reproduction
- Hospitals and Health Services Management



Medicine.

### Hospital HM Rosaleda


Country	City
Spain	La Coruña

Address: Rúa de Santiago León de Caracas, 1, 15701, Santiago de Compostela, A Coruña

Network of private clinics, hospitals and specialized centers distributed throughout Spain.

**Related internship programs:**

- Hair Transplantation
- Orthodontics and Dentofacial Orthopedics



Medicine.

### Hospital HM La Esperanza

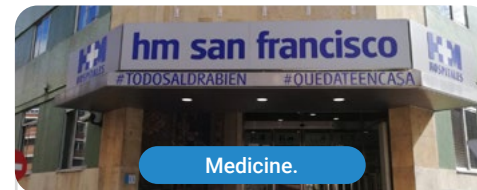
Country	City
Spain	La Coruña

Address: Av. das Burgas, 2, 15705, Santiago de Compostela, A Coruña

Network of private clinics, hospitals and specialized centers distributed throughout Spain.

**Related internship programs:**

- Oncology Nursing
- Clinical Ophthalmology



Medicine.

### Hospital HM San Francisco

Country	City
Spain	León

Address: C. Marqueses de San Isidro, 11, 24004, León

Network of private clinics, hospitals and specialized centers distributed throughout Spain.

**Related internship programs:**

- Update in Anesthesiology and Resuscitation
- Trauma Nursing



Medicine.

### Hospital HM Nou Delfos

Country	City
Spain	Barcelona

Address: Avinguda de Vallcarca, 151, 08023 Barcelona

Network of private clinics, hospitals and specialized centers distributed throughout Spain.

**Related internship programs:**

- Aesthetic Medicine
- Clinical Nutrition in Medicine





Medicine.

### Hospital HM Madrid

Country: Spain City: Madrid

Address: Pl. del Conde del Valle de Súchil, 16, 28015, Madrid

Network of private clinics, hospitals and specialized centers distributed throughout Spain.

**Related internship programs:**

- Palliative Care
- Anaesthesiology and Resuscitation



Medicine.

### Hospital HM Montepríncipe

Country: Spain City: Madrid

Address: Av. de Montepríncipe, 25, 28660, Boadilla del Monte, Madrid

Network of private clinics, hospitals and specialized centers distributed throughout Spain.

**Related internship programs:**

- Palliative Care
- Aesthetic Medicine



Medicine.

### Hospital HM Torreldones

Country: Spain City: Madrid

Address: Av. Castillo Olivares, s/n, 28250, Torreldones, Madrid

Network of private clinics, hospitals and specialized centers distributed throughout Spain.

**Related internship programs:**

- Anaesthesiology and Resuscitation
- Palliative Care



Medicine.

### Hospital HM Sanchinarro

Country: Spain City: Madrid

Address: Calle de Oña, 10, 28050, Madrid

Network of private clinics, hospitals and specialized centers distributed throughout Spain.

**Related internship programs:**

- Anaesthesiology and Resuscitation
- Palliative Care



Medicine.

### Hospital HM Puerta del Sur


Country: Spain City: Madrid

Address: Av. Carlos V, 70, 28938, Móstoles, Madrid

Network of private clinics, hospitals and specialized centers distributed throughout Spain.

**Related internship programs:**

- Palliative Care
- Clinical Ophthalmology



Medicine.

### Hospital HM Vallés

Country: Spain City: Madrid

Address: Calle Santiago, 14, 28801, Alcalá de Henares, Madrid

Network of private clinics, hospitals and specialized centers distributed throughout Spain.

**Related internship programs:**

- Gynecologic Oncology
- Clinical Ophthalmology



Medicine.

### Policlínico HM Cruz Verde

Country: Spain City: Madrid

Address: Plaza de la Cruz Verde, 1-3, 28807, Alcalá de Henares, Madrid

Network of private clinics, hospitals and specialized centers distributed throughout Spain.

**Related internship programs:**

- Advanced Clinical Podiatry
- Optical Technologies and Clinical Optometry



Medicine.

### Policlínico HM Distrito Telefónica

Country: Spain City: Madrid

Address: Ronda de la Comunicación, 28050, Madrid

Network of private clinics, hospitals and specialized centers distributed throughout Spain.

**Related internship programs:**

- Optical Technologies and Clinical Optometry
- General and Digestive System Surgery



Medicine.

### Policlínico HM Gabinete Velázquez

Country	City
Spain	Madrid

Address: C. de Jorge Juan, 19, 1° 28001, 28001, Madrid

Network of private clinics, hospitals and specialized centers distributed throughout Spain.

**Related internship programs:**

- Clinical Nutrition in Medicine
- Aesthetic Plastic Surgery



Medicine.

### Policlínico HM Moraleja

Country	City
Spain	Madrid

Address: P.º de Alcobendas, 10, 28109, Alcobendas, Madrid

Network of private clinics, hospitals and specialized centers distributed throughout Spain.

**Related internship programs:**

- Rehabilitation Medicine in Acquired Brain Injury Management



Medicine.

### Policlínico HM Rosaleda Lalín


Country	City
Spain	Pontevedra

Address: Av. Buenos Aires, 102, 36500, Lalín, Pontevedra

Network of private clinics, hospitals and specialized centers distributed throughout Spain.

**Related internship programs:**

- Advances in Hematology and Hemotherapy
- Neurological Physiotherapy





### Grupo Gamma

Country	City
Argentina	Santa Fe

Address: Entre Rios 330, Rosario, Santa Fe

Polyclinic specialized in various medical specialties

---

#### Related internship programs:

- Update in Anesthesiology and Resuscitation
- Gynecologic Oncology



*Enroll now and advance in your field of work with a comprehensive program that will allow you to put into practice everything you have learned"*

09

# Methodology

This academic program offers students a different way of learning. Our methodology uses a cyclical learning approach: **Relearning**.

This teaching system is used, for example, in the most prestigious medical schools in the world, and major publications such as the **New England Journal of Medicine** have considered it to be one of the most effective.



“

*Discover Relearning, a system that abandons conventional linear learning, to take you through cyclical teaching systems: a way of learning that has proven to be extremely effective, especially in subjects that require memorization"*

## At TECH we use the Case Method

What should a professional do in a given situation? Throughout the program, students will face multiple simulated clinical cases, based on real patients, in which they will have to do research, establish hypotheses, and ultimately resolve the situation. There is an abundance of scientific evidence on the effectiveness of the method. Specialists learn better, faster, and more sustainably over time.

*With TECH you will experience a way of learning that is shaking the foundations of traditional universities around the world.*



According to Dr. Gérvas, the clinical case is the annotated presentation of a patient, or group of patients, which becomes a "case", an example or model that illustrates some peculiar clinical component, either because of its teaching power or because of its uniqueness or rarity. It is essential that the case is based on current professional life, trying to recreate the real conditions in the physician's professional practice.

“

*Did you know that this method was developed in 1912, at Harvard, for law students? The case method consisted of presenting students with real-life, complex situations for them to make decisions and justify their decisions on how to solve them. In 1924, Harvard adopted it as a standard teaching method”*

The effectiveness of the method is justified by four fundamental achievements:

1. Students who follow this method not only achieve the assimilation of concepts, but also a development of their mental capacity, through exercises that evaluate real situations and the application of knowledge.
2. Learning is solidly translated into practical skills that allow the student to better integrate into the real world.
3. Ideas and concepts are understood more efficiently, given that the example situations are based on real-life.
4. Students like to feel that the effort they put into their studies is worthwhile. This then translates into a greater interest in learning and more time dedicated to working on the course.



## Relearning Methodology

At TECH we enhance the case method with the best 100% online teaching methodology available: Relearning.

This university is the first in the world to combine the study of clinical cases with a 100% online learning system based on repetition, combining a minimum of 8 different elements in each lesson, a real revolution with respect to the mere study and analysis of cases.

*Professionals will learn through real cases and by resolving complex situations in simulated learning environments. These simulations are developed using state-of-the-art software to facilitate immersive learning.*





At the forefront of world teaching, the Relearning method has managed to improve the overall satisfaction levels of professionals who complete their studies, with respect to the quality indicators of the best online university (Columbia University).

With this methodology, more than 250,000 physicians have been trained with unprecedented success in all clinical specialties regardless of surgical load. Our pedagogical methodology is developed in a highly competitive environment, with a university student body with a strong socioeconomic profile and an average age of 43.5 years old.

*Relearning will allow you to learn with less effort and better performance, involving you more in your specialization, developing a critical mindset, defending arguments, and contrasting opinions: a direct equation to success.*

In our program, learning is not a linear process, but rather a spiral (learn, unlearn, forget, and re-learn). Therefore, we combine each of these elements concentrically.

The overall score obtained by TECH's learning system is 8.01, according to the highest international standards.



This program offers the best educational material, prepared with professionals in mind:



#### Study Material

All teaching material is produced by the specialists who teach the course, specifically for the course, so that the teaching content is highly specific and precise.

These contents are then applied to the audiovisual format, to create the TECH online working method. All this, with the latest techniques that offer high quality pieces in each and every one of the materials that are made available to the student.



#### Surgical Techniques and Procedures on Video

TECH introduces students to the latest techniques, the latest educational advances and to the forefront of current medical techniques. All of this in direct contact with students and explained in detail so as to aid their assimilation and understanding. And best of all, you can watch the videos as many times as you like.



#### Interactive Summaries

The TECH team presents the contents attractively and dynamically in multimedia lessons that include audio, videos, images, diagrams, and concept maps in order to reinforce knowledge.

This exclusive educational system for presenting multimedia content was awarded by Microsoft as a "European Success Story".



#### Additional Reading

Recent articles, consensus documents and international guidelines, among others. In TECH's virtual library, students will have access to everything they need to complete their course.





#### Expert-Led Case Studies and Case Analysis

Effective learning ought to be contextual. Therefore, TECH presents real cases in which the expert will guide students, focusing on and solving the different situations: a clear and direct way to achieve the highest degree of understanding.



#### Testing & Retesting

We periodically evaluate and re-evaluate students' knowledge throughout the program, through assessment and self-assessment activities and exercises, so that they can see how they are achieving their goals.



#### Classes

There is scientific evidence on the usefulness of learning by observing experts. The system known as Learning from an Expert strengthens knowledge and memory, and generates confidence in future difficult decisions.



#### Quick Action Guides

TECH offers the most relevant contents of the course in the form of worksheets or quick action guides. A synthetic, practical, and effective way to help students progress in their learning.



# 10 Certificate

The Hybrid Master's Degree in Clinical Ophthalmology guarantees students, in addition to the most rigorous and up-to-date education, access to a Hybrid Master's Degree issued by TECH Global University.



“

*Successfully complete this program and receive your university qualification without having to travel or fill out laborious paperwork”*

This program will allow you to obtain your **Hybrid Master's Degree diploma in Clinical Ophthalmology** endorsed by **TECH Global University**, the world's largest online university.

**TECH Global University** is an official European University publicly recognized by the Government of Andorra (*official bulletin*). Andorra is part of the European Higher Education Area (EHEA) since 2003. The EHEA is an initiative promoted by the European Union that aims to organize the international training framework and harmonize the higher education systems of the member countries of this space. The project promotes common values, the implementation of collaborative tools and strengthening its quality assurance mechanisms to enhance collaboration and mobility among students, researchers and academics.

This **TECH Global University** title is a European program of continuing education and professional updating that guarantees the acquisition of competencies in its area of knowledge, providing a high curricular value to the student who completes the program.

Title: **Hybrid Master's Degree in Clinical Ophthalmology**

Course Modality: **Hybrid (Online + Clinical Internship)**

Duration: **12 months**

Certificate: **TECH Global University**

Recognition: **60 + 5 ECTS Credits**



\*Apostille Convention. In the event that the student wishes to have their paper diploma issued with an apostille, TECH Global University will make the necessary arrangements to obtain it, at an additional cost.

future  
health confidence people  
education information tutors  
guarantee accreditation teaching  
institutions technology learning  
community commitment  
personalized service innovation  
knowledge present  
online training  
development language  
virtual classroom



**Hybrid Master's Degree**  
Clinical Ophthalmology

Modality: Hybrid (Online + Clinical Internship)

Duration: 12 months

Certificate: TECH Global University

60 + 5 créditos ECTS

# Hybrid Master's Degree Clinical Ophthalmology