

Postgraduate Diploma Medical Emergencies





Postgraduate Diploma Medical Emergencies

- » Modality: online
- » Duration: 6 months
- » Certificate: TECH Global University
- » Credits: 26 ECTS
- » Schedule: at your own pace
- » Exams: online

Website: www.techtitude.com/us/medicine/postgraduate-diploma/postgraduate-diploma-medical-emergencies

Index

01

Introduction

p. 4

02

Objectives

p. 8

03

Course Management

p. 14

04

Structure and Content

p. 20

05

Methodology

p. 24

06

Certificate

p. 32

01

Introduction

Constant technological and organizational advances make it essential for medical professionals who care for patients in emergency situations to keep their knowledge of advanced life support maneuvers and emergency medical care up to date. This program offers the opportunity to update this necessary knowledge to provide quality care in Emergency Medicine.





“

Enhance your knowledge in Emergency Medicine through this program, where you will find the best educational material, high-definition images and real clinical cases. Learn here about the latest advances in the specialty to be able to perform a quality medical practice”

In a Medical Emergency, time is a critical factor, as it is directly related to the prognosis of the conditions that are considered emergencies by the time they are attended to. It is essential, therefore, that healthcare systems guarantee professionals qualified to adequately attend to the different medical emergencies in any situation, which is not possible if it is not approached from a specific specialization for this purpose.

This program in Medical Emergencies was created with the objective of updating knowledge in emergency care in order to provide quality medical attention to patients with various diseases and health problems that affect the different organs and systems. Therefore, at the end of the program, students will be able to prioritize situations, solve problems and make decisions in the care of patients in emergency medical situations, both in adult and pediatric patients.

This **Postgraduate Diploma in Medical Emergencies** contains the most complete and up-to-date scientific program on the market. The most important features include:

- ♦ Development of clinical cases presented by experts in advanced life support and medical emergencies
- ♦ The graphic, schematic and practical contents of the course are designed to provide all the essential information required for professional practice
- ♦ It contains exercises where the self-assessment process can be carried out to improve learning
- ♦ Algorithm-based interactive learning system for decision making in medical emergency situations
- ♦ All of this will be complemented by theoretical lessons, questions to the expert, debate forums on controversial topics, and individual reflection assignments
- ♦ Content that is accessible from any fixed or portable device with an Internet connection



This Postgraduate Diploma in Medical Emergencies contains the most complete and up-to-date scientific program on the market"

“

This Postgraduate Diploma is the best investment you can make when selecting a refresher program, for two reasons: in addition to updating your knowledge in Medical Emergencies, you will obtain a degree from TECH Global University"

Increase your decision-making confidence by updating your knowledge with this Postgraduate Diploma.

Do not miss this opportunity and choose the best Postgraduate Diploma to stay up to date to improve your skills in medical emergencies.

Its teaching staff includes renowned and prestigious specialists in emergency medicine, who bring their work experience to this program.

The multimedia content developed with the latest educational technology will provide doctors with situated and contextual learning, i.e., a simulated environment that will provide an immersive learning program to practice in real situations.

This program is designed around Problem-Based Learning, whereby the physician must try to solve the different professional practice situations that arise throughout the program. For this purpose, doctors will be assisted by an innovative interactive video system developed by renowned experts in the field of emergency medicine with extensive teaching experience.



02 Objectives

This program in Medical Emergencies aims to offer the latest advances in the discipline so that doctors can approach emergency situations with rigor and safety, in order to improve patient care and prognosis.





“

This program is designed for you to update your knowledge in Medical Emergencies, with the use of the latest educational technology, to contribute with quality and safety to the decision-making process"



General Objective

- ♦ Gain the necessary up-to-date knowledge of caring for a patient in a serious condition, with the aim of improving the quality and security of your healthcare practice in accident, emergency and disaster situations



Learn the latest advances in Medical Emergencies from leading professionals"





Specific Objectives

Module 1. General Aspects

- ♦ Differentiate between the concepts of accidents, emergencies and disasters
- ♦ Identify the fundamentals of emergency health care
- ♦ Apply clinical and non-clinical professional skills in emergencies
- ♦ Define the structure and organization of the accident and emergency services
- ♦ Use medical records in the emergency department and understand the most relevant legal and ethical aspects of health care in emergencies
- ♦ Prioritize, organize and manage patient care in the most efficient way through triage
- ♦ Understand the basic workings of an emergency coordination center

Module 2. Cardiovascular Emergencies

- ♦ Establish the diagnosis and management of acute pericarditis and cardiac tamponade
- ♦ Establish the diagnosis and management of acute coronary syndrome
- ♦ Detect urgent patterns in diabetic, elderly or dementia patients, as they are paucisymptomatic and this could mask the characteristics of a potentially life-threatening pain

Module 3. Respiratory Emergencies

- ♦ Recognize acute dyspnea and its most frequent causes
- ♦ Establish the diagnostic approach to acute dyspnea in emergency departments
- ♦ Identify the main clinical manifestations of aggravation of acute bronchial asthma crisis
- ♦ Describe treatments in exacerbations of bronchial asthma according to its severity

Module 4. Neurological Emergencies

- ♦ Identify the case of encephalic vascular accident (EVA) and provide timely treatment
- ♦ Review the types of studies for stroke identification
- ♦ Enable clinicians involved in the initial care of EVA to approach a practical and simple way of up-to-date guidance
- ♦ Present an update on current diagnostic methods and the different available treatments, depending on the case of each patient, for acute ischemic strokes

Module 5. Digestive Emergencies

- ♦ Define acute abdominal pain
- ♦ Conduct effective patient history investigation for acute gastrointestinal bleeding and vascular disorders
- ♦ Establish procedures to identify acute gastroenteritis
- ♦ Establish protocols for action in acute pancreatitis

Module 6. Nephrourological Emergencies

- ♦ Cope with the most common nephrourological diseases and how to deal with their diagnosis
- ♦ Establish the types of anticoagulation and thromboprophylaxis to be applied in each case
- ♦ Understand risk and potential contaminant material exposure
- ♦ Delve into sepsis and septic shock

Module 7. Endocrine and Metabolic Emergencies

- ♦ Understand the definition, pathophysiology and classification according to severity of the most frequent endocrinometabolic emergencies
- ♦ Establish diagnosis and apply effective treatment for these emergencies

Module 8. Hematological, Immunological and Infectious Emergencies

- ♦ Characterize the main mechanisms in hemostasis to maintain blood flow and the integrity of the vascular system
- ♦ Correlate its two main components: primary hemostasis and secondary hemostasis
- ♦ Identify the most frequently acquired and congenital causes of coagulation disorders
- ♦ Analyze diagnostic criteria and their therapeutic implication when caring for a patient with disseminated intravascular coagulation (DIC) and sepsis

Module 9. Toxicology Emergencies

- ♦ Establish the general aspects of intoxicated patients, as well as their action protocols
- ♦ Know the most frequent types of poisoning: drugs, mushrooms, medicinal and domestic

Module 10. Psychiatric Emergencies

- ♦ Understand psychopathology at the prehospital level, as well as the factors that relate to the doctors and the patients
- ♦ Address an urgent case efficiently
- ♦ Learn how to conduct psychiatric clinical interviews
- ♦ Describe the different types of psychiatric pathologies

Module 11. Ophthalmologic Emergencies

- ♦ Delve into the most common diseases of the eyelids and lacrimal system
- ♦ Address red eye, with its diagnosis and treatment
- ♦ Know the reasons and treatments for sudden vision loss





Module 12. Otolaryngological Emergencies

- ♦ Review the anatomy of the external auditory canal
- ♦ Establish clinical and diagnostic classifications, as well as referral criteria
- ♦ Treat foreign bodies in the nasal cavity and/or pharynx

Module 13. Terminal Patients in the Emergency Room

- ♦ Define the emergency complications in terminally ill patients
- ♦ Apply end-of-life care
- ♦ Apply dermatological care in the emergency room
- ♦ Delve deeper into organ and tissue donation and discuss the approach with patients and family members

Module 14. Pediatric Emergencies

- ♦ Identify the most common gynecological-obstetric conditions in emergency care and state the precise guidelines to correctly resolve each case
- ♦ Review the main aspects of childbirth care, previous care, basic techniques of assistance, types of presentations, and dilatation, expulsion and delivery timings
- ♦ Identify the skills needed to deliver a baby in the out-of-hospital setting
- ♦ Identify the different emergencies in the pediatric unit
- ♦ Highlight the priority actions in emergency pediatric situations
- ♦ Understand the medical-legal documents and how to act in situations of gender violence and child abuse

03

Course Management

The materials have been created by a team of renowned professionals, both in the area of hospital and out-of-hospital emergency care, who carry out their professional work in leading hospital centers and emergency care units. Bringing to the program the experience they have gained throughout their careers.





*Learn the latest advances in Medical
Emergencies from leading professionals"*


International Guest Director

Dr. Fadi Salah Issa has become one of the world's leading experts in the field of **Emergency Medicine**. For more than 20 years he has developed a tireless work in this subspecialty of **Urgencies and Emergencies**.

A work that starts from his performance as an emergency physician at the **King Faisal Specialist Hospital & Research Centre**, where he implemented a new system and rapid care facility that reduced waiting times for patients. This allowed him to improve care and more efficiently handle complex cases of oncology, transplant patients and congenital diseases. Thanks to his deep interest in providing the best healthcare response to disaster situations, Salah Issa has turned his efforts to academia and research, promoting specialized and continuous education for medical professionals.

In this regard, he is the **Director of Education for the Disaster Medicine Fellowship** at the BIMC Medical Harvard Medical School. A role that joins the co-supervision of the European Disaster Medicine Thesis Board at the University of Eastern Piedmont. His impact in this area has been positive, contributing to the better preparation of health workers. In addition, his concern for humanitarian work has led him to become involved in the **World Association of Disaster and Emergency Medicine (WADEM)**, where he serves as chairman of the special interest group against terrorism.

In this line, his scientific studies also include his analysis of **attacks on educational institutions**, the prevention of post-traumatic stress and the promotion of the resilience of healthcare personnel in the face of COVID-19, **anti-terrorist medicine** and the analysis of variability in the training of expatriate pre-hospital providers in Bahrain



Dr. Salah Issa, Fadi

- Emergency Physician specialized in Emergency Medicine
- Co-supervisor of the European Disaster Medicine Thesis Board at the University of Eastern Piedmont
- Director of Education for the BIMC Disaster Medicine Fellowship at Harvard Medical School BIMC Physicians
- Director of Disaster Preparedness Education Initiatives at Harvard Medical School BIDMC Physicians
- Research Fellowship in Disaster Medicine at Harvard Medical School
- Emergency Physician at King Faisal Specialist Hospital & Research Centre
- Team Leader and Emergency Physician at Armed Forces Hospitals-Southern Region, Khamis Mushayt, KSA
- Bachelor of Medicine and Surgery, University of Medicine and Pharmacology, Cariova, Romania
- Disaster Medicine and Emergency Management from Harvard Medical School Medical Doctors in BIDMC
- Master's Degree in Disaster Medicine from the University of Piemonte Orientale, Italy
- Chairman of the Counterterrorism Special Interest Group of the World Association of Disaster and Emergency Medicine (WADEM)
- Fellow of the Academy of Harvard Medical School



Thanks to TECH you will be able to learn with the best professionals in the world"

Guest Directors



Dr. Rivera Núñez, María Angélica

- ♦ Assistant Coordinator of the Emergency Department La Paz University Hospital
- ♦ Medical Surgeon Specialist in Internal Medicine
- ♦ Degree in Medicine and Surgery from the Autonomous University of Madrid
- ♦ Diploma in Clinical Teaching- Teacher Training Unit Pontificia Catholic University in Chile
- ♦ Certificate in Emergency Medicine (CME)
- ♦ Training in Thrombotic Pathology Faculty of Medicine, University of Navarra
- ♦ Instructor of Advanced Life Support National Cardiopulmonary Resuscitation Plan of the Spanish Society of Intensive Care Medicine, Critical Care and Coronary Units
- ♦ Director of Patient Safety in the Emergency Department of La Paz University Hospital

**Dr. Torres Santos-Olmo, Rosario María**

- ♦ Honorary Professor at the Autonomous University of Madrid
- ♦ Member of the Ethical Care Committee La Paz University Hospital
- ♦ Degree in Medicine and Surgery - University of Granada
- ♦ Specialist in Family and Community Medicine at La Paz University Hospital
- ♦ PhD in Medicine and Surgery from the Autonomous University of Madrid
- ♦ Master's Degree in Palliative Care and Supportive Neoplastic Patients Care
- ♦ Master's Degree in Medical and Clinical Management
- ♦ Master's Degree in Bioethics
- ♦ Master's Degree in Patient Safety and Health Risk Management
- ♦ Life Support Instructor (BLS, ALS, ILS, ATLS)
- ♦ Area Specialist of Adult Emergency Department at La Paz University Hospital (Madrid, Spain)
- ♦ Clinical Collaborator at the Autonomous University of Madrid

Management**Dr. Roig D'Cunha-Kamath, Francisco Vicente**

- ♦ Degree in Medicine from the University of Valencia
- ♦ Specialist via MIR in Family and Community Medicine
- ♦ Assistant Physician of the Emergency Medicine Department at the Clinical University Hospital of Valencia
- ♦ Professor of Human Anatomy at the European University of Valencia
- ♦ Physician at the Valencia Health and Community Foundation
- ♦ Doctor for the ASCIRES group

Professors

Dr. Brasó Aznar, José Vicente

- ♦ Hospital Emergency Physician
- ♦ Associate Professor of Emergency Medicine at the Faculty of Medicine of the University of Valencia
- ♦ Head of Department Emergency Medicine. Ribera University Hospital

Dr. Martín Quirós, Alejandro

- ♦ Assistant Physician of the High Level Isolation Unit, La Paz University Hospital
- ♦ PhD in Medicine and Surgery from the Autonomous University of Madrid
- ♦ Masters in Infectious Diseases and Antimicrobial Treatment
- ♦ Master's Degree in Research Methodology in Health Sciences
- ♦ Expert in Emergency Medicine
- ♦ Expert in Community-Acquired and Nosocomial Infections
- ♦ Course Teacher of Cardiopulmoary Resuscitation in the Spanish Society of Emergency Medicine (SEMES)
- ♦ Lecturer in Immediate Life Support Course at the Health Council of the Community of Madrid





Dr. Maroun Eid, Charbel

- ♦ Collaborative Researcher in R&D Center of the Research Institute of the La Paz Hospital
- ♦ PhD in Biomedical Sciences from the UAM
- ♦ Executive MBA in the pharmaceutical industry and biotechnology
- ♦ Master's Degree in Cardiovascular Risk Prevention
- ♦ Assistant Emergency Physician at Infanta Sofia University Hospital
- ♦ Family and Community Medicine Resident Physician in San Carlos Clinical Hospital
- ♦ Lecturer of Critical Patients and Emergency Medicine course at Autonomous University of Madrid
- ♦ Lecturer of Emergency Medicine at La Paz Hospital

04

Structure and Content

The structure of the syllabus has been designed by a team of professionals who understand the implications of medical programs in the approach of Medical Emergencies, who are aware of the relevance of current expertise and are committed to quality teaching through new educational technologies.





“

*Update your knowledge through this
program in Medical Emergencies”*

Module 1. General Aspects

- 1.1. Definitions and Concepts
- 1.2. Comprehensive care for medical emergencies and emergencies
- 1.3. Bioethics in urgencies, emergencies and catastrophes

Module 2. Cardiovascular Emergencies

- 2.1. Arrhythmias
- 2.2. Syncope
- 2.3. Acute Chest Pain
- 2.4. Acute Heart Failure
- 2.5. Pericarditis, Cardiac Tamponade
- 2.6. Heart Failure
- 2.7. Acute Pulmonary Edema
- 2.8. Deep Vein Thrombosis (DVT)
- 2.9. Pulmonary Thromboembolism (PTE)
- 2.10. Aortic Dissection
- 2.11. Hypertensive Emergencies
- 2.12. Shock

Module 3. Respiratory Emergencies

- 3.1. Respiratory Emergencies
- 3.2. Pneumonia
- 3.3. COPD Exacerbation
- 3.4. Pleuritis and Pleural Effusion
- 3.5. Pneumothorax
- 3.6. Hemoptysis

Module 4. Neurological Emergencies

- 4.1. Neurological Assessment of a Critically Ill Patient
- 4.2. Vascular Disorders, Code Stroke
- 4.3. Disorders of Consciousness
- 4.4. Intracranial Hypertension
- 4.5. Central Nervous System Infections
- 4.6. Seizures and Status Epilepticus
- 4.7. Headaches
- 4.8. Vertigo

Module 5. Digestive Emergencies

- 5.1. Acute Abdominal Pain
- 5.2. Acute Gastrointestinal Bleeding and Vascular Disorders
- 5.3. Intestinal Obstruction
- 5.4. Acute Gastroenteritis
- 5.5. Acute Pancreatitis
- 5.6. Acute Biliary Disease
- 5.7. Acute Anal Disease

Module 6. Nephrourological Emergencies

- 6.1. Nephrourological Emergencies
- 6.2. Renal and Excretory System Lithiasis
- 6.3. Urinary Retention
- 6.4. Urinary Tract Infections
- 6.5. Acute Renal Failure
- 6.6. Hematuria
- 6.7. Acute Scrotal Syndrome
- 6.8. Urethral Pathology

Module 7. Endocrine and Metabolic Emergencies

- 7.1. Glucose Metabolism Disorders
- 7.2. Thyroid Emergencies
- 7.3. Acid-Base Balance Disorders
- 7.4. Water Balance Disorders
- 7.5. Electrolyte Balance Disorders
- 6.8. Urethral Pathology

Module 8. Hematological, Immunological and Infectious Emergencies

- 8.1. Hemotherapy
- 8.2. Thrombopenia
- 8.3. Anticoagulation and Thromboprophylaxis
- 8.4. Allergies and Anaphylactic Reactions
- 8.5. Risk Exposure and Exposure to Potentially Harmful Material
- 8.6. Fever of Unknown Origin
- 8.7. Sepsis and Septic Shock

Module 9. Toxicology Emergencies

- 9.1. General Aspects of an Intoxicated Patient
- 9.2. Most Common Poisonings

Module 10. Psychiatric Emergencies

- 10.1. Psychopathology
- 10.2. Psychomotor Agitation
- 10.3. Acute Alcoholic Disease
- 10.4. Self-Harm Attempt
- 10.5. Anxiety Attack
- 10.6. Neuroleptic Malignant Syndrome

Module 11. Ophthalmologic Emergencies

- 11.1. Eyelid and Lacrimal System Diseases
- 11.2. Pink Eye
- 11.3. Sudden Loss of Vision
- 11.4. Eye Injuries

Module 12. Otolaryngological Emergencies

- 12.1. Infectious Processes in ORL
- 12.2. Foreign Objects in ORL
- 12.3. Epistaxis
- 12.4. Sudden Loss of Hearing

Module 13. Terminal Patients in the Emergency Room

- 13.1. Emergency Complications in Terminal Patients
- 13.2. Attention to the Situation in the Last Few Days of a Terminal Patient's Life
- 13.3. Emergency Dermatology

Module 14. Pediatric Emergencies

- 14.1. Infantile Colic
- 14.2. Febrile syndrome
- 14.3. Seizures
- 14.4. Airway Anatomy
- 14.5. Exanthematous Diseases
- 14.6. Digestive Pathology
- 14.7. Child Abuse
- 14.8. Transport of Critical Pediatric Patients



*A unique, key and decisive
specialization experience to boost
your professional development"*

05 Methodology

This academic program offers students a different way of learning. Our methodology uses a cyclical learning approach: **Relearning**.

This teaching system is used, for example, in the most prestigious medical schools in the world, and major publications such as the **New England Journal of Medicine** have considered it to be one of the most effective.



“

Discover Relearning, a system that abandons conventional linear learning, to take you through cyclical teaching systems: a way of learning that has proven to be extremely effective, especially in subjects that require memorization"

At TECH we use the Case Method

What should a professional do in a given situation? Throughout the program, students will face multiple simulated clinical cases, based on real patients, in which they will have to do research, establish hypotheses, and ultimately resolve the situation. There is an abundance of scientific evidence on the effectiveness of the method. Specialists learn better, faster, and more sustainably over time.

With TECH you will experience a way of learning that is shaking the foundations of traditional universities around the world.



According to Dr. Gérvas, the clinical case is the annotated presentation of a patient, or group of patients, which becomes a "case", an example or model that illustrates some peculiar clinical component, either because of its teaching power or because of its uniqueness or rarity. It is essential that the case is based on current professional life, trying to recreate the real conditions in the physician's professional practice.

“

Did you know that this method was developed in 1912, at Harvard, for law students? The case method consisted of presenting students with real-life, complex situations for them to make decisions and justify their decisions on how to solve them. In 1924, Harvard adopted it as a standard teaching method”

The effectiveness of the method is justified by four fundamental achievements:

1. Students who follow this method not only achieve the assimilation of concepts, but also a development of their mental capacity, through exercises that evaluate real situations and the application of knowledge.
2. Learning is solidly translated into practical skills that allow the student to better integrate into the real world.
3. Ideas and concepts are understood more efficiently, given that the example situations are based on real-life.
4. Students like to feel that the effort they put into their studies is worthwhile. This then translates into a greater interest in learning and more time dedicated to working on the course.



Relearning Methodology

At TECH we enhance the case method with the best 100% online teaching methodology available: Relearning.

This university is the first in the world to combine the study of clinical cases with a 100% online learning system based on repetition, combining a minimum of 8 different elements in each lesson, a real revolution with respect to the mere study and analysis of cases.

Professionals will learn through real cases and by resolving complex situations in simulated learning environments. These simulations are developed using state-of-the-art software to facilitate immersive learning.



At the forefront of world teaching, the Relearning method has managed to improve the overall satisfaction levels of professionals who complete their studies, with respect to the quality indicators of the best online university (Columbia University).

With this methodology, more than 250,000 physicians have been trained with unprecedented success in all clinical specialties regardless of surgical load. Our pedagogical methodology is developed in a highly competitive environment, with a university student body with a strong socioeconomic profile and an average age of 43.5 years old.

Relearning will allow you to learn with less effort and better performance, involving you more in your specialization, developing a critical mindset, defending arguments, and contrasting opinions: a direct equation to success.

In our program, learning is not a linear process, but rather a spiral (learn, unlearn, forget, and re-learn). Therefore, we combine each of these elements concentrically.

The overall score obtained by TECH's learning system is 8.01, according to the highest international standards.



This program offers the best educational material, prepared with professionals in mind:



Study Material

All teaching material is produced by the specialists who teach the course, specifically for the course, so that the teaching content is highly specific and precise.

These contents are then applied to the audiovisual format, to create the TECH online working method. All this, with the latest techniques that offer high quality pieces in each and every one of the materials that are made available to the student.



Surgical Techniques and Procedures on Video

TECH introduces students to the latest techniques, the latest educational advances and to the forefront of current medical techniques. All of this in direct contact with students and explained in detail so as to aid their assimilation and understanding. And best of all, you can watch the videos as many times as you like.



Interactive Summaries

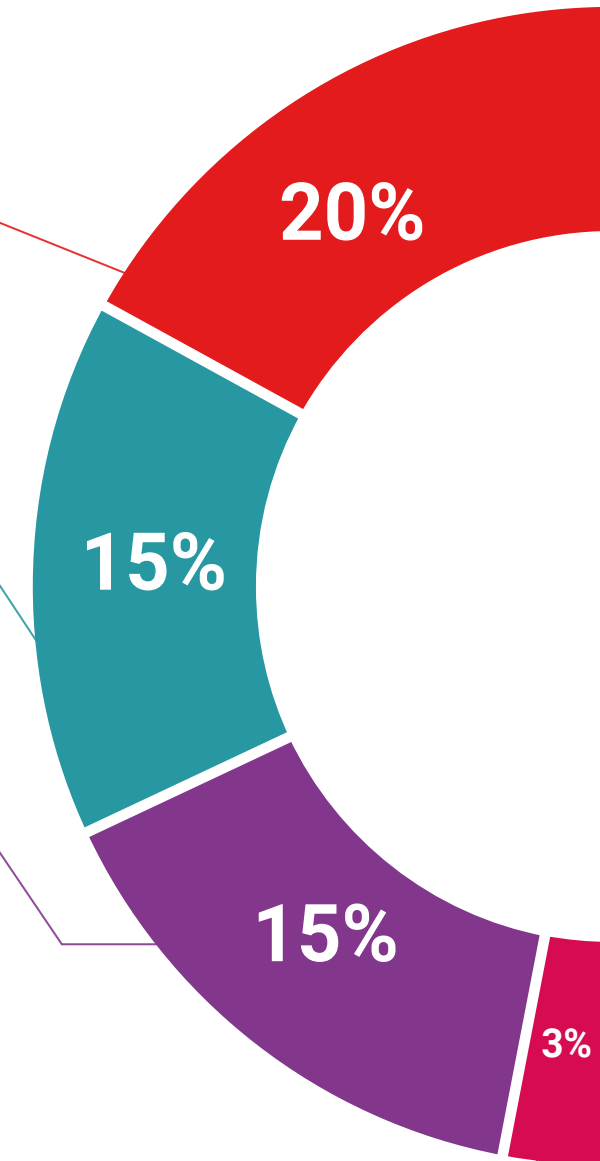
The TECH team presents the contents attractively and dynamically in multimedia lessons that include audio, videos, images, diagrams, and concept maps in order to reinforce knowledge.

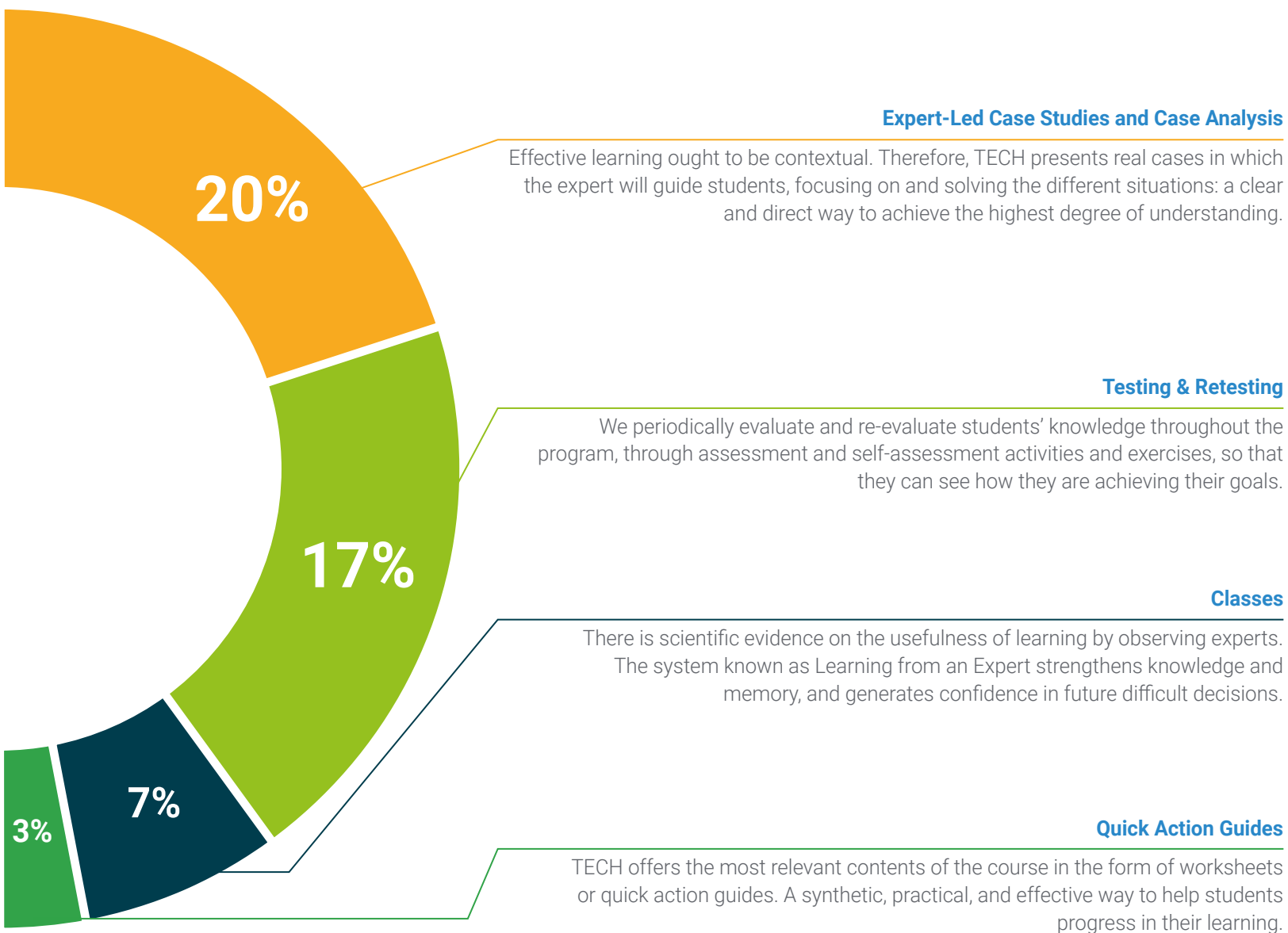
This exclusive educational system for presenting multimedia content was awarded by Microsoft as a "European Success Story".



Additional Reading

Recent articles, consensus documents and international guidelines, among others. In TECH's virtual library, students will have access to everything they need to complete their course.





06 Certificate

This Postgraduate Diploma in Medical Emergencies guarantees students, in addition to the most rigorous and up-to-date education, access to a Postgraduate Diploma issued by TECH Global University.



“

*Successfully complete this program
and receive your university degree
without travel or laborious paperwork”*

This private qualification will allow you to obtain a **Postgraduate Diploma in Medical Emergencies** endorsed by **TECH Global University**, the world's largest online university.

TECH Global University is an official European University publicly recognized by the Government of Andorra ([official bulletin](#)). Andorra is part of the European Higher Education Area (EHEA) since 2003. The EHEA is an initiative promoted by the European Union that aims to organize the international training framework and harmonize the higher education systems of the member countries of this space. The project promotes common values, the implementation of collaborative tools and strengthening its quality assurance mechanisms to enhance collaboration and mobility among students, researchers and academics.

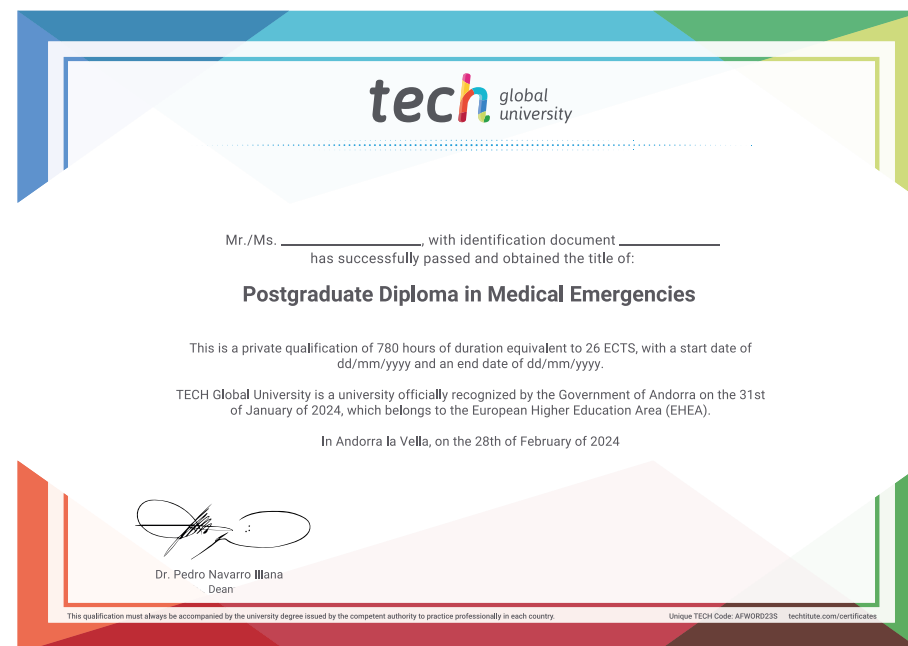
This **TECH Global University** private qualification is a European program of continuing education and professional updating that guarantees the acquisition of competencies in its area of knowledge, providing a high curricular value to the student who completes the program.

Title: **Postgraduate Diploma in Medical Emergencies**

Modality: **online**

Duration: **6 months**

Accreditation: **26 ECTS**





Postgraduate Diploma Medical Emergencies

- » Modality: online
- » Duration: 6 months
- » Certificate: TECH Global University
- » Credits: 26 ECTS
- » Schedule: at your own pace
- » Exams: online

Postgraduate Diploma

Medical Emergencies

