

Postgraduate Certificate Hand Ultrasound for the Rehabilitation Doctor





Postgraduate Certificate Hand Ultrasound for the Rehabilitation Doctor

- » Modality: online
- » Duration: 8 weeks
- » Certificate: TECH Global University
- » Dedication: 16h/week
- » Schedule: at your own pace
- » Exams: online

Website: www.techtute.com/us/medicine/postgraduate-certificate/hand-ultrasound-rehabilitation-doctor



Index

01

Introduction

p. 4

02

Objectives

p. 8

03

Course Management

p. 12

04

Structure and Content

p. 18

05

Methodology

p. 22

06

Certificate

p. 30

01

Introduction

Hand rehabilitation is one of the most common tasks in the work of the rehabilitation physician. Ultrasound is a tool that is being used more and more by rehabilitation physicians. This Postgraduate Certificate aims to initiate or complement the teaching of musculoskeletal ultrasound, to meet the demand of professionals, seeking usefulness in routine clinical practice and encourage research.



“

Improve your knowledge in Hand Ultrasound for the Rehabilitation Doctor through this program, where you will find the best didactic material with real clinical cases. Learn here about the latest advances in the specialty to be able to perform a quality medical practice”

The use of ultrasound by rehabilitation physicians allows greater efficiency in many treatments, as well as to assess the evolution of the patient with objective data and increase the safety of invasive treatments in physiotherapy. We will have the opportunity to learn how to explore the upper limb, lower limb and lumbopelvic region through the RUSI technique.

This course is an excellent option to specialize in ultrasound, due to the quality of the material provided and the quality of the teaching team, formed by professors who are highly prestigious professionals with years of experience in both ultrasound and teaching. In addition, some of them have several high impact scientific publications, and are creators and members of the Board of Directors of the Spanish Society of Ultrasound in Physiotherapy (SEEFI).

The documentation process is also of vital importance for effective communication between different health science professionals.

Some topics aim to open up new avenues of research for the clinician by inviting him/her to discover and become interested in a space that is often completely unknown, such as the science of decision making and artificial intelligence.

The program is designed to provide an online specialization equivalent to 5 ECTS credits and 125 hours of study, and all theoretical and practical knowledge is presented through high quality multimedia content, analysis of clinical cases prepared by experts, master classes and video techniques that allow the exchange of knowledge and experience, maintain and update the educational level of its members, create protocols for action and disseminate the most important developments in the specialty. With online training, students can organize their time and pace of learning, adapting it to their schedules, in addition to being able to access the contents from any computer or mobile device.

This **Postgraduate Certificate in Hand Ultrasound for the Rehabilitation Doctor** contains the most complete and up to date scientific program on the market. The most important features of the Postgraduate Certificate are:

- ♦ Development of case studies presented by experts in Hand Ultrasound for the Rehabilitation Doctor. Its graphic, schematic and eminently practical contents, with which they are conceived, gather scientific and practical information on those disciplines that are indispensable for the professional practice.
- ♦ News on hand ultrasound for the rehabilitation physician.
- ♦ It contains practical exercises where the self-evaluation process can be carried out to improve learning.
- ♦ With special emphasis on innovative methodologies in Hand Ultrasound for the Rehabilitation Doctor.
- ♦ All this will be complemented by theoretical lessons, questions to the expert, debate forums on controversial topics, and individual reflection assignments.
- ♦ Content that is accessible from any fixed or portable device with an Internet connection.



Update your knowledge through the Online Hand Ultrasound for the Rehabilitation Doctor" program"

“

This course may be the best investment you can make in the selection of a refresher program for two reasons: in addition to updating your knowledge in Hand Ultrasound for the Rehabilitation Doctor, you will obtain a Postgraduate Certificate from TECH Technological University"

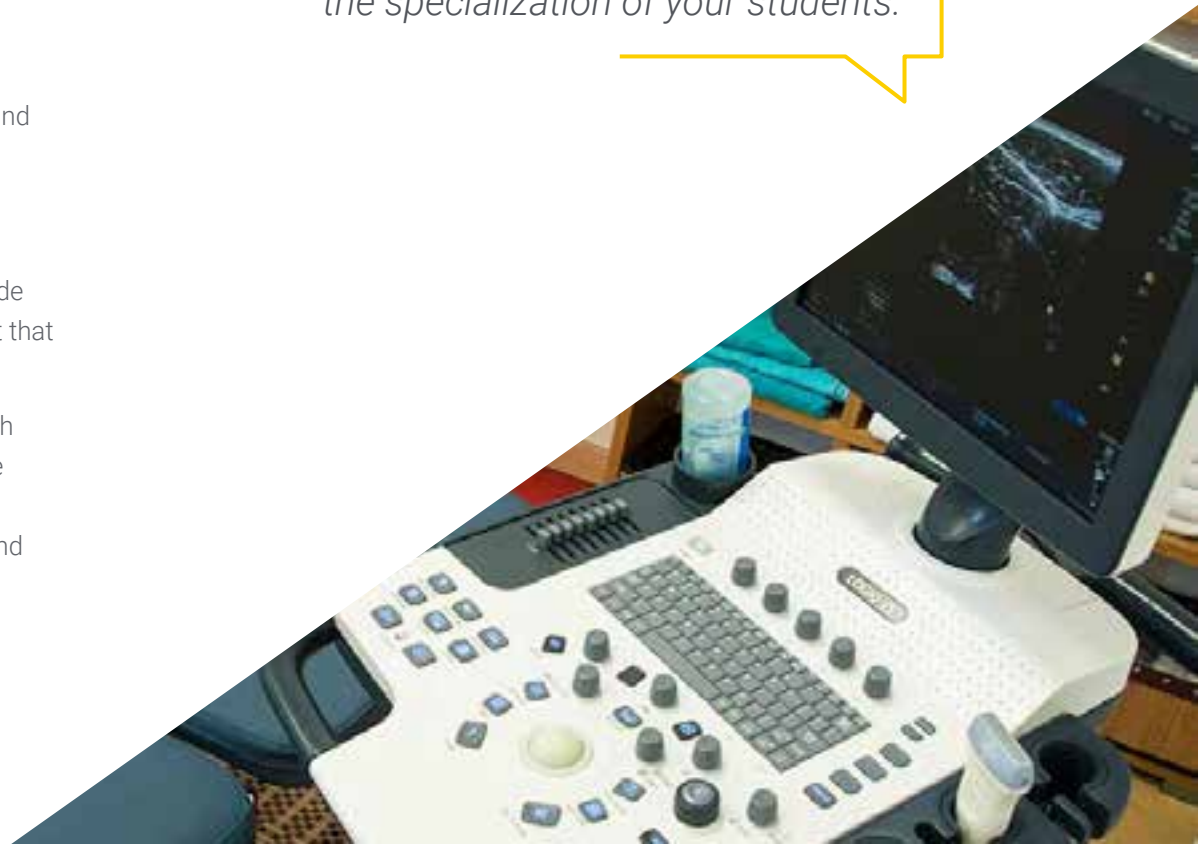
It includes in its teaching staff professionals belonging to the field of Hand Ultrasound for the Rehabilitation Doctor who bring to this specialization the experience of their work, in addition to recognized specialists belonging to reference societies and prestigious universities.

The multimedia content developed with the latest educational technology will provide the professional with situated and contextual learning, i.e., a simulated environment that will provide an immersive training program to train in real situations.

The design of this program is based on Problem-Based Learning, by means of which the student must try to solve the different professional practice situations that arise throughout the Postgraduate Certificate. For this, the student will be assisted by an innovative interactive video system created by recognized experts in the field of Hand Ultrasound for the Rehabilitation Doctor and with great teaching experience.

Increase your decision-making confidence by updating your knowledge through this Postgraduate Certificate.

Take the opportunity to learn about the latest advances in Hand Ultrasound for the rehabilitation physician, and improve the specialization of your students.



02 Objectives

The **Postgraduate Certificate in Hand Ultrasound for the Rehabilitation Doctor** is oriented to facilitate the performance of the rehabilitation doctor in his daily practice related to Hand Ultrasound for the rehabilitation doctor.



“

This Postgraduate Certificate is designed for you to update your knowledge in Hand Ultrasound for the rehabilitation physician, with the use of the latest educational technology, to contribute with quality and safety to the decision making and monitoring of your students"



General Objectives

- Learn to locate the different anatomical structures of the region.
- Identify the pathologies for a correct ultrasound-guided physiotherapy treatment.
- Define the limits of ultrasound.
- Learn the use of ultrasound in the framework of the physiotherapist's competences.





Specific Objectives

- ♦ Describe the sonoanatomy of the hand joint.
- ♦ Describe the normal examination of the structures of the dorsal face.
- ♦ Describe the normal examination of the palmar facet structures.
- ♦ Identify the most common lesions, for a correct ultrasound-guided treatment and/or follow-up of their evolution.
- ♦ Learn how to perform dynamic ultrasound-guided assessment tests.
- ♦ Describe less frequent pathologies that can affect the hand.

*Update your knowledge through
the Hand Ultrasound for the
Rehabilitation Doctor program.*

03

Course Management

The program includes in its teaching staff reference specialists in Hand Ultrasound for the rehabilitation physician, who pour into this specialization the experience of their work. In addition, other specialists of recognized prestige participate in its design and elaboration, completing the program in an interdisciplinary manner.





“

*Learn from reference professionals,
the latest advances in procedures in
the field of Hand Ultrasound for the
rehabilitation physician"*

Management



D. Santiago Nuño, Fernando

- Physiotherapist - Osteopath, Podiatrist and Co-director of Clínica Nupofis N° 3993 - Madrid Community College of Physiotherapists.
- Postgraduate Certificate in Physiotherapy from the San Pablo CEU University.
- Postgraduate Certificate in Podiatry from the San Pablo CEU University.
- Expert in Osteopathy CO by the School of Osteopathy of Madrid - University of Alcalá
- Currently, teaching professor in Ultrasound courses for podiatrists and physiotherapists and in the Master of Advanced Ultrasound Sonoanatomy for physiotherapists at the European University of Madrid.
- Expert in Advanced Musculoskeletal Ultrasound Donostia-San Sebastián
- Specialist in Biomechanical Gait Exploration
- Master's Degree in Manual Therapy from the Complutense University of Madrid.
- Master's Degree in Podiatric Research Online by Rey Juan Carlos University
- Avanfi Expert in Echoguided Infiltrations
- International Course on Musculoskeletal Ultrasound by the Spanish Society of Ultrasound.
- International Podiatric Surgical Specialist Course by the New York College of Podiatric Medicine
- Expert Course in Medical and Surgical Podiatry of the foot by the Complutense University of Madrid.



Professors

Dr. García Expósito, Sebastián

- Degree in Diagnostic Imaging and Radiation Therapy.
- Expert in musculoskeletal ultrasound.
- Professor of Ultrasound.
- Armstrong International Clinic.

Dr. García Urbina, Isabel

- Physiotherapist - Osteopath and Physio-Pilates Teacher
- Nº 8783 - Physiotherapists Association of the Community of Madrid
- Diploma in Physiotherapy.
- Expert in Osteopathy CO.
- Master's Degree in Manual Therapies (training in Vojta method, Perfetti method, Neurodynamics, etc.).

Dr. Moreno, Cristina Elvira

- Physiotherapist.
- Expert in dry needling and MSK ultrasound.
- Floor Pilates and Hypopressive Abdominal Gymnastics teacher.
- Nupofis Clinic, Madrid.



Dr. Nieri, Martín

- ♦ Degree in Diagnostic Imaging and Radiation Therapy.
- ♦ Expert in musculoskeletal ultrasound.
- ♦ Professor of Ultrasound.

Dr. Sánchez Marcos, Julia

- ♦ Physiotherapist, Osteopath and Expert in sonoanatomy of the locomotor system
Clínica Nupofis Madrid.

Dr. Santiago Nuño, José Ángel

- ♦ Physiotherapy, Osteopathy and Nutrition.
- ♦ Expert in Musculoskeletal Ultrasound.
- ♦ Nupofis Clinic Madrid.

04

Structure and Content

The structure of the contents has been designed by a team of professionals from the best educational centers, universities and companies in the national territory, aware of the relevance of current specialization in order to intervene in the specialization and accompaniment of students, and committed to quality teaching through new educational technologies.





“

This Postgraduate Certificate in Hand Ultrasound for the Rehabilitation Doctor contains the most complete and up to date scientific program on the market"

Module 1. Ultrasound of the Upper Limb: Hand

- 1.1. Normal Sonoanatomy of the Hand.
 - 1.1.1. Dorsal Face Examination.
 - 1.1.2. Palmar Face Scan.
- 1.2. Hand Pathology.
 - 1.2.1. Common Hand Pathologies.
 - 1.2.1.1. Lesions of the Anterior Face.
 - 1.2.1.1.1. Spring Finger.
 - 1.2.1.1.2. Pulley Injuries.
 - 1.2.1.1.3. Flying Plaque Injuries.
 - 1.2.1.2. Dorsal Face Injuries.
 - 1.2.1.2.1. Boxer's Knuckle.
- 1.3. Dynamic Hand Tests.
 - 1.3.1. Pulley Slippage Test.





“

A unique, key, and decisive master's degree experience to boost your professional development”

05 Methodology

This training program provides you with a different way of learning. Our methodology uses a cyclical learning approach: *Re-learning*.

This teaching system is used in the most prestigious medical schools in the world, and major publications such as the *New England Journal of Medicine* have considered it to be one of the most effective.



“

Discover Re-learning, a system that abandons conventional linear learning, to take you through cyclical teaching systems: a way of learning that has proven to be extremely effective, especially in subjects that require memorization"

At TECH we use the Case Method

In a given situation, what would you do? Throughout the program, you will be presented with multiple simulated clinical cases based on real patients, where you will have to investigate, establish hypotheses and, finally, resolve the situation. There is an abundance of scientific evidence on the effectiveness of the method. Specialists learn better, faster, and more sustainably over time.

With TECH you can experience a way of learning that is shaking the foundations of traditional universities around the world.



According to Dr. Gervas, the clinical case is the annotated presentation of a patient, or group of patients, which becomes a "case", an example or model that illustrates some peculiar clinical component, either because of its teaching potential or because of its uniqueness or rarity. It is essential that the case is based on current professional life, trying to recreate the real conditions in professional medical practice.

“

Did you know that this method was developed in 1912 at Harvard for law students? The case method consisted of presenting students with real-life, complex situations for them to make decisions and justify their decisions on how to solve them. In 1924, Harvard adopted it as a standard teaching method”

The effectiveness of the method is justified by four fundamental achievements:

1. Students who follow this method not only grasp concepts, but also develop their mental capacity by evaluating real situations and applying their knowledge.
2. The learning process has a clear focus on practical skills that allow the student to better integrate into the real world.
3. Ideas and concepts are understood more efficiently, given that the example situations are based on real-life.
4. Students like to feel that the effort they put into their studies is worthwhile. This then translates into a greater interest in learning and more time dedicated to working on the course.



Re-learning Methodology

At TECH we enhance the Harvard case method with the best 100% online teaching methodology available: Re-learning.

Our University is the first in the world to combine the study of clinical cases with a 100% online learning system based on repetition, combining a minimum of 8 different elements in each lesson, which represent a real revolution with respect to simply studying and analyzing cases.

The Doctor will learn through real cases and by solving complex situations in simulated learning environments. These simulations are developed using state-of-the-art software to facilitate immersive learning.



At the forefront of world teaching, the Re-learning method has managed to improve the overall satisfaction levels of professionals who complete their studies, with respect to the quality indicators of the best Spanish-speaking online university (Columbia University).


With this methodology we have trained more than 250,000 Doctors with unprecedented success, in all clinical specialties regardless of the surgical load. All this in a highly demanding environment, where the students have a strong socio-economic profile and an average age of 43.5 years.

Re-learning will allow you to learn with less effort and better performance, involving you more in your specialization, developing a critical mindset, defending arguments, and contrasting opinions: a direct equation to success.

In our program, learning is not a linear process, but rather a spiral (we learn, unlearn, forget, and re-learn). Therefore, we combine each of these elements concentrically.

The overall score obtained by our learning system is 8.01, according to the highest international standards.

In this program you will have access to the best educational material, prepared with you in mind:



Study Material

All teaching material is produced by the specialists who teach the course, specifically for the course, so that the teaching content is really specific and precise.

This content is then adapted in an audiovisual format that will create our way of working online, with the latest techniques that allow us to offer you high quality in all of the material that we provide you with.



Latest Techniques and Procedures on Video

We introduce you to the latest techniques, to the latest educational advances, to the forefront of current medical techniques. All this, in first person, with the maximum rigor, explained and detailed for your assimilation and understanding. And best of all, you can watch them as many times as you want.



Interactive Summaries

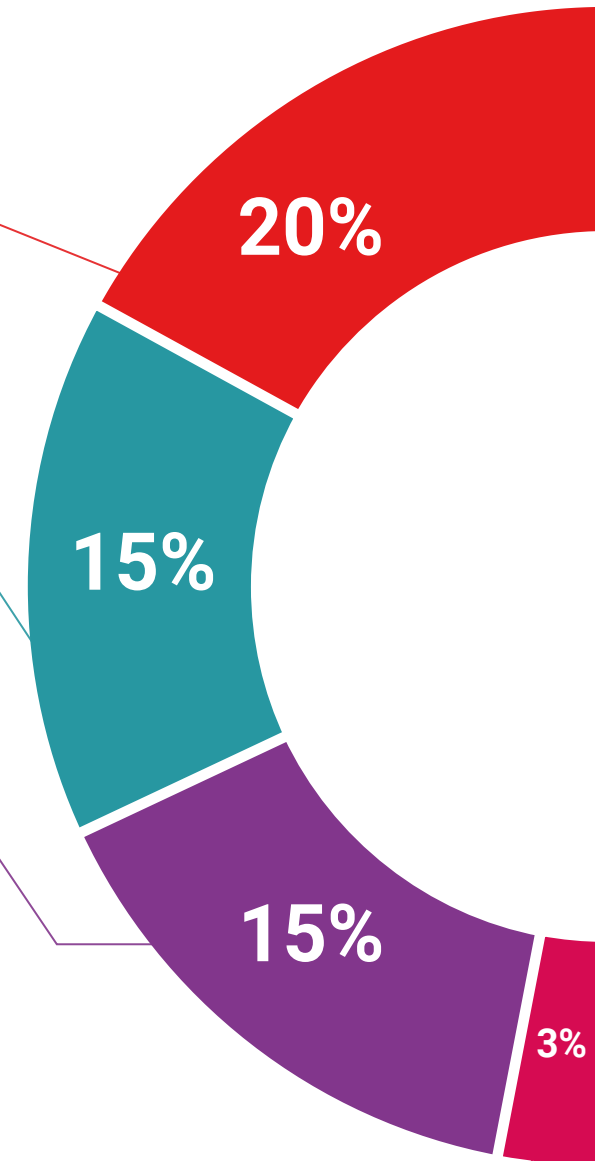
We present the contents attractively and dynamically in multimedia lessons that include audio, videos, images, diagrams, and concept maps in order to reinforce knowledge.

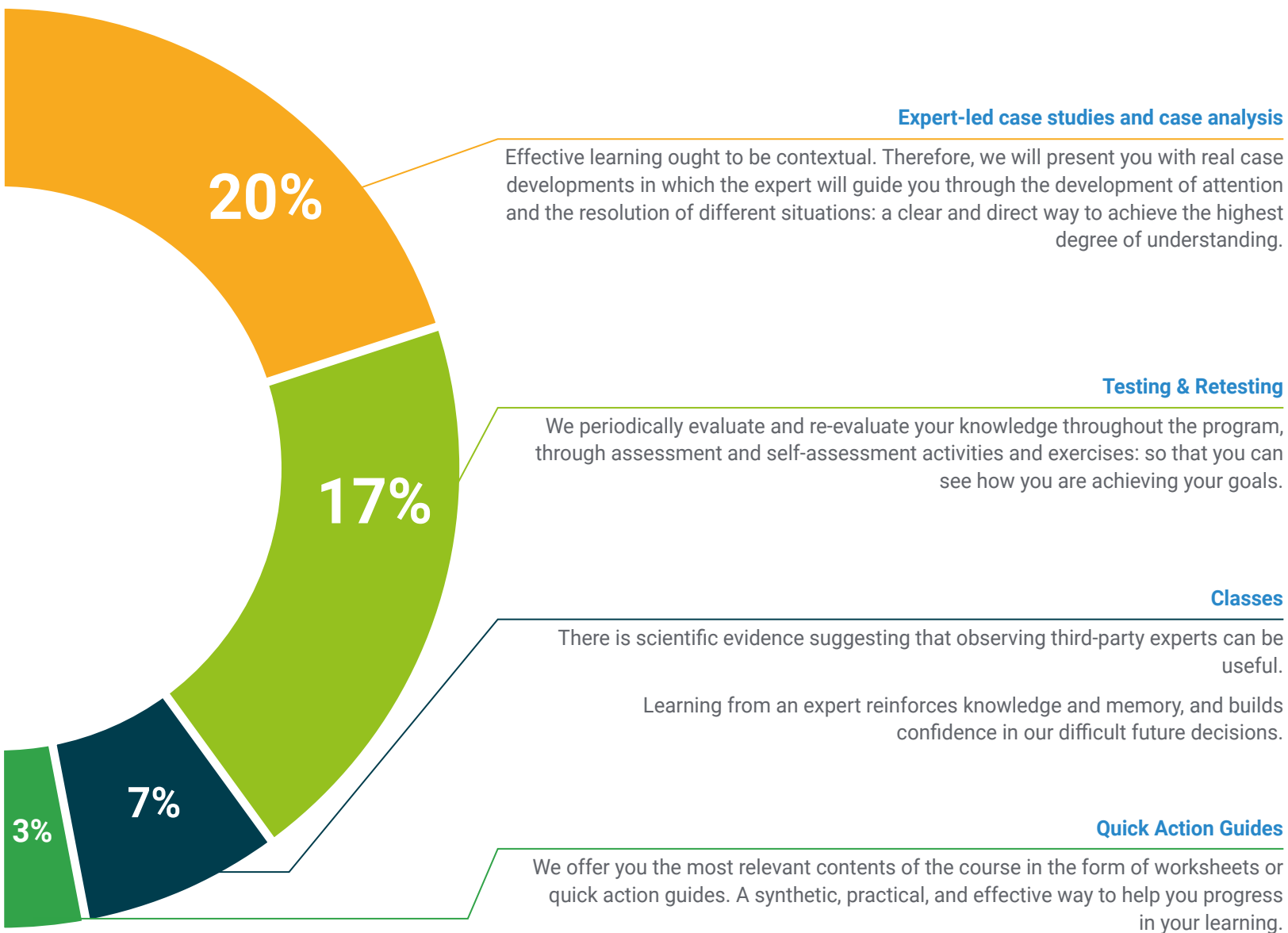
This unique multimedia content presentation training system was awarded by Microsoft as a "European Success Story".



Additional Reading

Recent articles, consensus documents, international guides. In our virtual library you will have access to everything you need to complete your training.





06 Certificate

The Postgraduate Certificate in Hand Ultrasound for the Rehabilitation Doctor guarantees students, in addition to the most rigorous and up-to-date education, access to a Postgraduate Certificate issued by TECH Technological University.



“

Add a Hand Ultrasound for the Rehabilitation Doctor Refresher Course to your CV and become a competitive professional”

This **Postgraduate Certificate in Hand Ultrasound for the Rehabilitation Doctor** endorsed by TECH Global University, the world's largest online university.

TECH Global University is an official European University publicly recognized by the Government of Andorra ([official bulletin](#)). Andorra is part of the European Higher Education Area (EHEA) since 2003. The EHEA is an initiative promoted by the European Union that aims to organize the international training framework and harmonize the higher education systems of the member countries of this space. The project promotes common values, the implementation of collaborative tools and strengthening its quality assurance mechanisms to enhance collaboration and mobility among students, researchers and academics.

This TECH Global University private qualification is a European program of continuing education and professional updating that guarantees the acquisition of competencies in its area of knowledge, providing a high curricular value to the student who completes the program..

Title: **Postgraduate Certificate in Hand Ultrasound for the Rehabilitation Doctor**

Modality: **online**

Accreditation: **5 ECTS**

Nº Hours: **125**



future
health confidence people
education information tutors
guarantee accreditation teaching
institutions technology learning
community commitment
personalized service innovation
knowledge present
online training
development languages
virtual classroom



Postgraduate Certificate Hand Ultrasound for the Rehabilitation Doctor

- » Modality: online
- » Duration: 8 weeks
- » Certificate: TECH Global University
- » Dedication: 16h/week
- » Schedule: at your own pace
- » Exams: online

Postgraduate Certificate

Hand Ultrasound for the Rehabilitation Doctor

