

# Postgraduate Certificate

## Advanced Methods and Artificial Intelligence Tools in Clinical Research



## Postgraduate Certificate

### Advanced Methods and Artificial Intelligence Tools in Clinical Research

- » Modality: online
- » Duration: 6 weeks
- » Certificate: TECH Global University
- » Credits: 6 ECTS
- » Schedule: at your own pace
- » Exams: online

Website: [www.techtitute.com/us/medicine/postgraduate-certificate/advanced-methods-artificial-intelligence-tools-clinical-research](http://www.techtitute.com/us/medicine/postgraduate-certificate/advanced-methods-artificial-intelligence-tools-clinical-research)

# Index

01

Introduction

---

*p. 4*

02

Objectives

---

*p. 8*

03

Course Management

---

*p. 12*

04

Structure and Content

---

*p. 16*

05

Methodology

---

*p. 20*

06

Certificate

---

*p. 28*

# 01

# Introduction

Advanced Methods and Artificial Intelligence Tools offer a revolutionary contribution to Clinical Research by enhancing the accuracy, efficiency and quality of studies. These methods enable the analysis of large medical datasets quickly and comprehensively, identifying patterns and correlations that might go unnoticed with conventional methods. The ability to predict outcomes, personalize treatments and more accurately diagnose complex diseases, such as cancer, is one of the greatest benefits, improving clinical decision making and opening doors to more effective therapies. For this reason, TECH has developed a 100% online educational program, which adopts the *Relearning* methodology, focused on the reiteration of fundamental concepts to guarantee an optimal assimilation of the contents.





“

*With this program in Advanced Methods and Artificial Intelligence Tools in Clinical Research, you will boost the effectiveness of your studies and open new perspectives for the development of innovative medical therapies"*

The implementation of Advanced Methods and Artificial Intelligence Tools in Clinical Research offers an unprecedented ability to analyze large clinical datasets, identify complex patterns and improve diagnostic accuracy. In addition, the application of machine learning algorithms facilitates the prediction of clinical outcomes, allowing researchers to make informed decisions about personalized treatments and medical protocols.

In this way, this TECH Postgraduate Certificate is presented as a comprehensive program, which will immerse physicians in the vast field of Artificial Intelligence applied to Clinical Research. From its theoretical foundations to its practical application, this educational program will offer a complete approach. As such, it will delve into the essential principles of machine learning and its relevance in the analysis of clinical and biomedical data, providing the necessary tools to understand and apply these concepts in the field of healthcare.

Likewise, a wide range of Artificial Intelligence (AI) tools and platforms will be analyzed, advanced data visualization techniques will be explored and natural language processing in scientific documentation will be discussed. The application of neural networks in biomedical research will also be addressed in detail, providing graduates with an up-to-date and comprehensive view on the strategic integration of AI in Clinical and Biomedical Research.

With all this in mind, TECH has developed a complete 100% online program, based on the revolutionary *Relearning* methodology, with the aim of educating highly skilled experts in Artificial Intelligence. This learning method focuses on the reiteration of essential ideas to ensure a solid understanding of all content. In this way, students will only need an electronic device with an Internet connection to access the resources at any time and in any place, thereby eliminating the obligation to attend in person or to adhere to specific schedules.

This **Postgraduate Certificate in Advanced Methods and Artificial Intelligence Tools in Clinical Research** contains the most complete and up-to-date scientific program on the market. The most important features include:

- ♦ The development of case studies presented by experts in Advanced Methods and Artificial Intelligence Tools in Clinical Research
- ♦ The graphic, schematic, and practical contents with which they are created, provide scientific and practical information on the disciplines that are essential for professional practice
- ♦ Practical exercises where the self-assessment process can be carried out to improve learning
- ♦ Its special emphasis on innovative methodologies
- ♦ Theoretical lessons, questions to the expert, debate forums on controversial topics, and individual reflection assignments
- ♦ Content that is accessible from any fixed or portable device with an Internet connection



*You will master advanced data visualization techniques, emphasizing the importance of effective interpretation of the results, obtained through machine learning algorithms"*

“

*You will delve into the fundamentals of Artificial Intelligence, especially the essential principles of machine learning and its practical application in clinical and biomedical data analysis”*

The program's teaching staff includes professionals from the sector who contribute their work experience to this program, as well as renowned specialists from leading societies and prestigious universities.

The multimedia content, developed with the latest educational technology, will provide the professional with situated and contextual learning, i.e., a simulated environment that will provide immersive education programmed to learn in real situations.

This program is designed around Problem-Based Learning, whereby the professional must try to solve the different professional practice situations that arise during the course. For this purpose, the students will be assisted by an innovative interactive video system created by renowned and experienced experts.

*Thanks to this Postgraduate Certificate in Advanced Methods and Artificial Intelligence Tools in Clinical Research, you will be able to update your clinical practice in an agile and simple way.*

*You will delve into natural language processing applied to scientific documentation, acquiring crucial skills for the extraction and understanding of relevant information in clinical studies.*

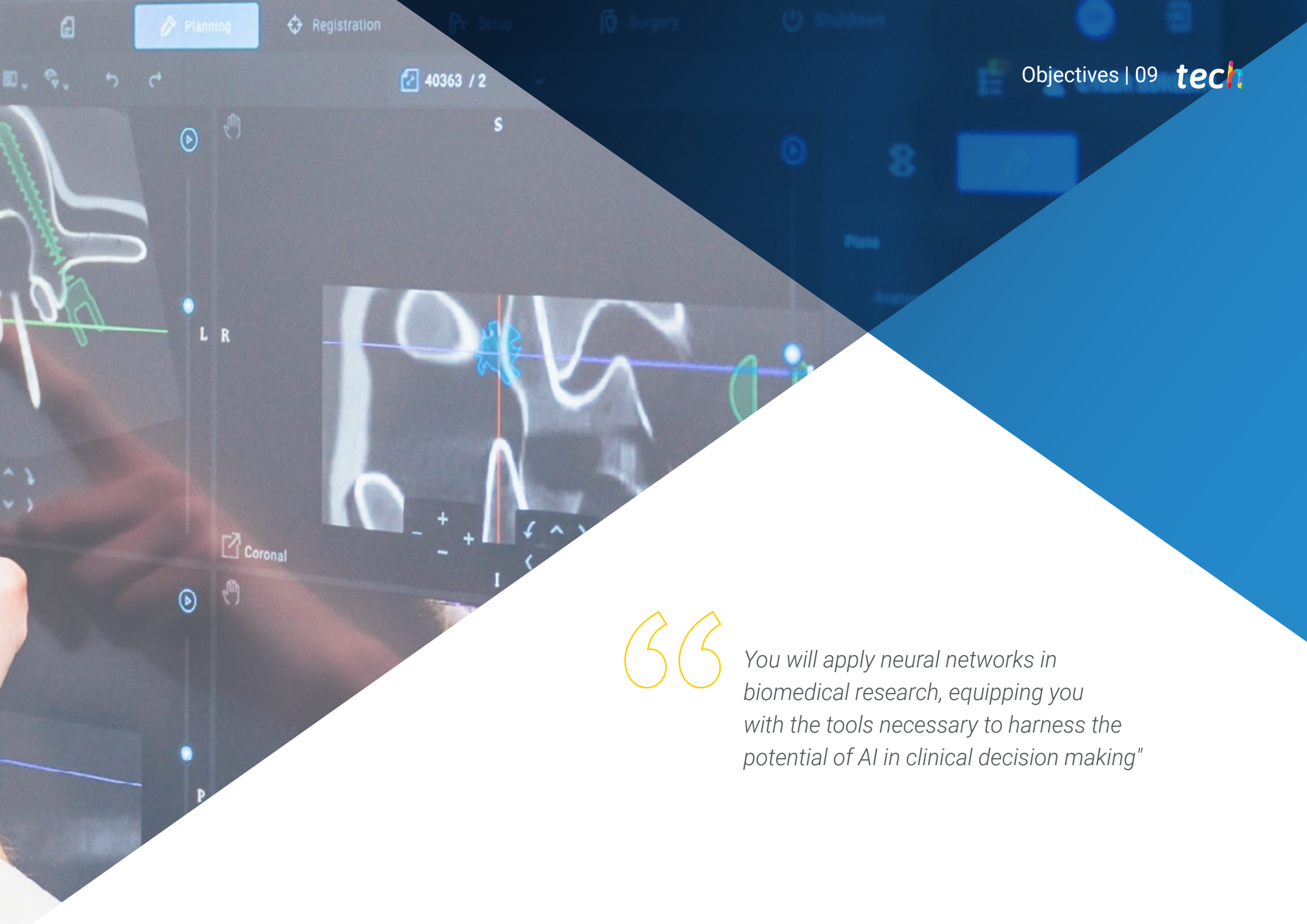


# 02 Objectives

This program is designed with a clear purpose: to equip graduates with the cutting-edge knowledge and specialized skills in Artificial Intelligence necessary to transform the paradigm of Clinical Research. In addition, it will delve into the analysis of clinical data, the efficient use of Artificial Intelligence tools and the application of innovative natural language processing techniques. In this way, the physician will become an agent of change in the healthcare field, prepared to address the most pressing challenges and contribute to the advancement of personalized and data-driven medicine.







“

*You will apply neural networks in biomedical research, equipping you with the tools necessary to harness the potential of AI in clinical decision making”*



## General Objectives

---

- ◆ Obtain a comprehensive view of the transformation of Clinical Research through Artificial Intelligence, from its historical foundations to current applications
- ◆ Acquire practical skills in the use of artificial intelligence tools, platforms, and techniques, addressing everything from data analysis to the application of neural networks and predictive modeling
- ◆ Learn effective methods for integrating heterogeneous data into clinical research, including natural language processing and advanced data visualization





## Specific Objectives

---

- Gain a comprehensive view of how AI is transforming Clinical Research, from its historical foundations to current applications
- Implement advanced statistical methods and algorithms in clinical studies to optimize data analysis
- Design experiments with innovative approaches and perform comprehensive analysis of results in Clinical Research
- Apply natural language processing to improve scientific and clinical documentation in the Research context
- Effectively integrate heterogeneous data using state-of-the-art techniques to enhance interdisciplinary clinical research

“

*You will achieve your goals through innovative teaching tools and the guidance of the best professionals in AI applied to Clinical Research”*



# 03

# Course Management

The faculty of this Postgraduate Certificate is characterized by being visionary leaders in the field of healthcare and Artificial Intelligence. Committed to teaching excellence, each instructor is a recognized expert in their field, bringing a unique combination of practical experience and up-to-date knowledge. These professionals are distinguished by their dedication to making the complexity of AI applied to Clinical Research accessible. In this way, their approach will ensure that graduates not only acquire theoretical knowledge, but also develop practical and critical skills to address real-world challenges in medicine.







“

*You will be mentored by innovative leaders and become a highly qualified professional to lead the next generation of Artificial Intelligence applied to medicine"*

## Management



### Dr. Peralta Martín-Palomino, Arturo

- ♦ CEO and CTO at Prometheus Global Solutions
- ♦ CTO at Korporate Technologies
- ♦ CTO at AI Shephers GmbH
- ♦ Consultant and Strategic Business Advisor at Alliance Medical
- ♦ Director of Design and Development at DocPath
- ♦ PhD. in Psychology from the University of Castilla La Mancha
- ♦ PhD in Economics, Business and Finance from the Camilo José Cela University
- ♦ PhD in Psychology from University of Castilla La Mancha
- ♦ Máster in Executive MBA por la Universidad Isabel I
- ♦ Master's Degree in Sales and Marketing Management, Isabel I University
- ♦ Expert Master's Degree in Big Data by Hadoop Training
- ♦ Master's Degree in Advanced Information Technologies from the University of Castilla La Mancha
- ♦ Member of: SMILE Research Group



### Mr. Popescu Radu, Daniel Vasile

- ♦ Pharmacology, Nutrition and Diet Specialist
- ♦ Freelance Producer of Teaching and Scientific Content
- ♦ Nutritionist and Community Dietitian
- ♦ Community Pharmacist
- ♦ Researcher
- ♦ Master's Degree in Nutrition and Health at the Open University of Catalonia
- ♦ Master's Degree in Psychopharmacology from the University of Valencia
- ♦ Pharmacist from the Complutense University of Madrid
- ♦ Nutritionist-Dietitian by the European University Miguel de Cervantes

## Professors

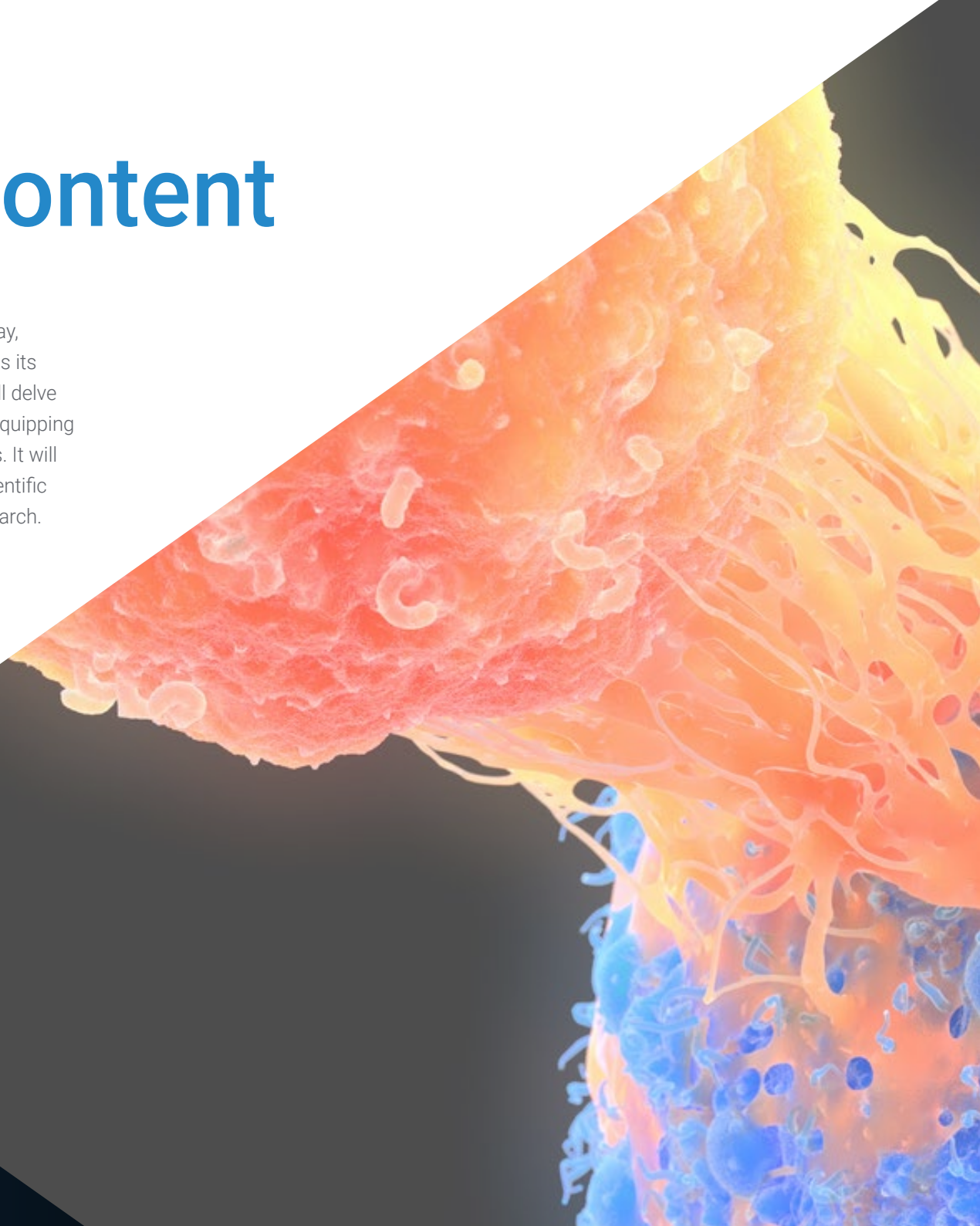
### Dr. Carrasco González, Ramón Alberto

- ♦ Specialist in Computer Science and Artificial Intelligence
- ♦ Researcher
- ♦ Head of Business Intelligence (Marketing) at the Caja General de Ahorros de Granada and Banco Mare Nostrum
- ♦ Head of Information Systems (Data Warehousing and Business Intelligence) at Caja General de Ahorros de Granada and Banco Mare Nostrum.
- ♦ Doctor in Artificial Intelligence by the University of Granada
- ♦ Higher Engineering Degree in Computer Science from the University of Granada

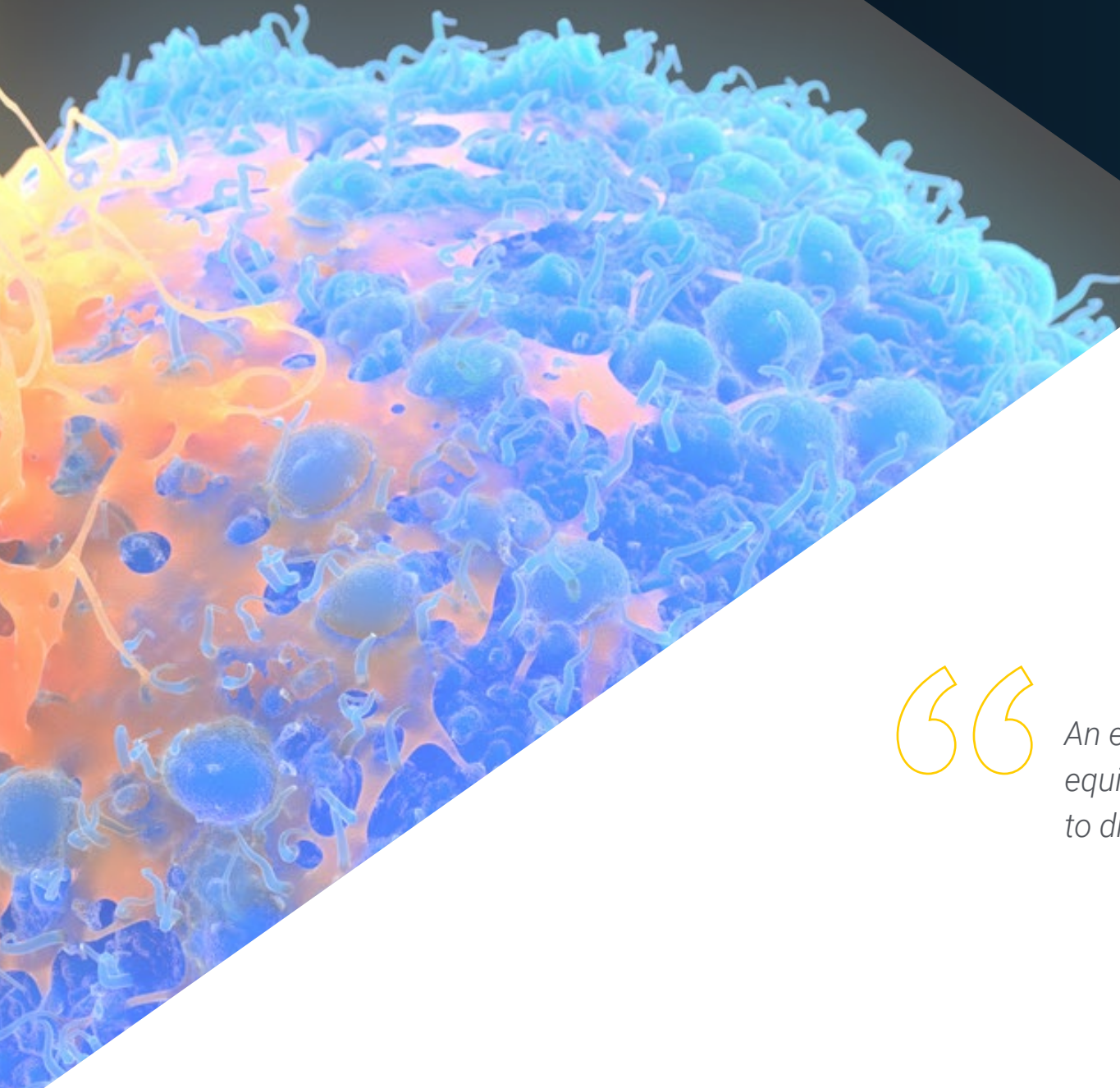
# 04

# Structure and Content

With a dynamic structure and innovative content, this program will cover the theoretical foundations and practical application in the clinical field. In this way, graduates will investigate the crucial principles of machine learning, as well as its integration in the analysis of clinical and biomedical data. In addition, they will delve into advanced Artificial Intelligence tools and data visualization techniques, equipping them with the essential skills to interpret and communicate complex findings. It will also include specialized topics in natural language processing, applied to scientific documentation, and in the deployment of neural networks in biomedical research.





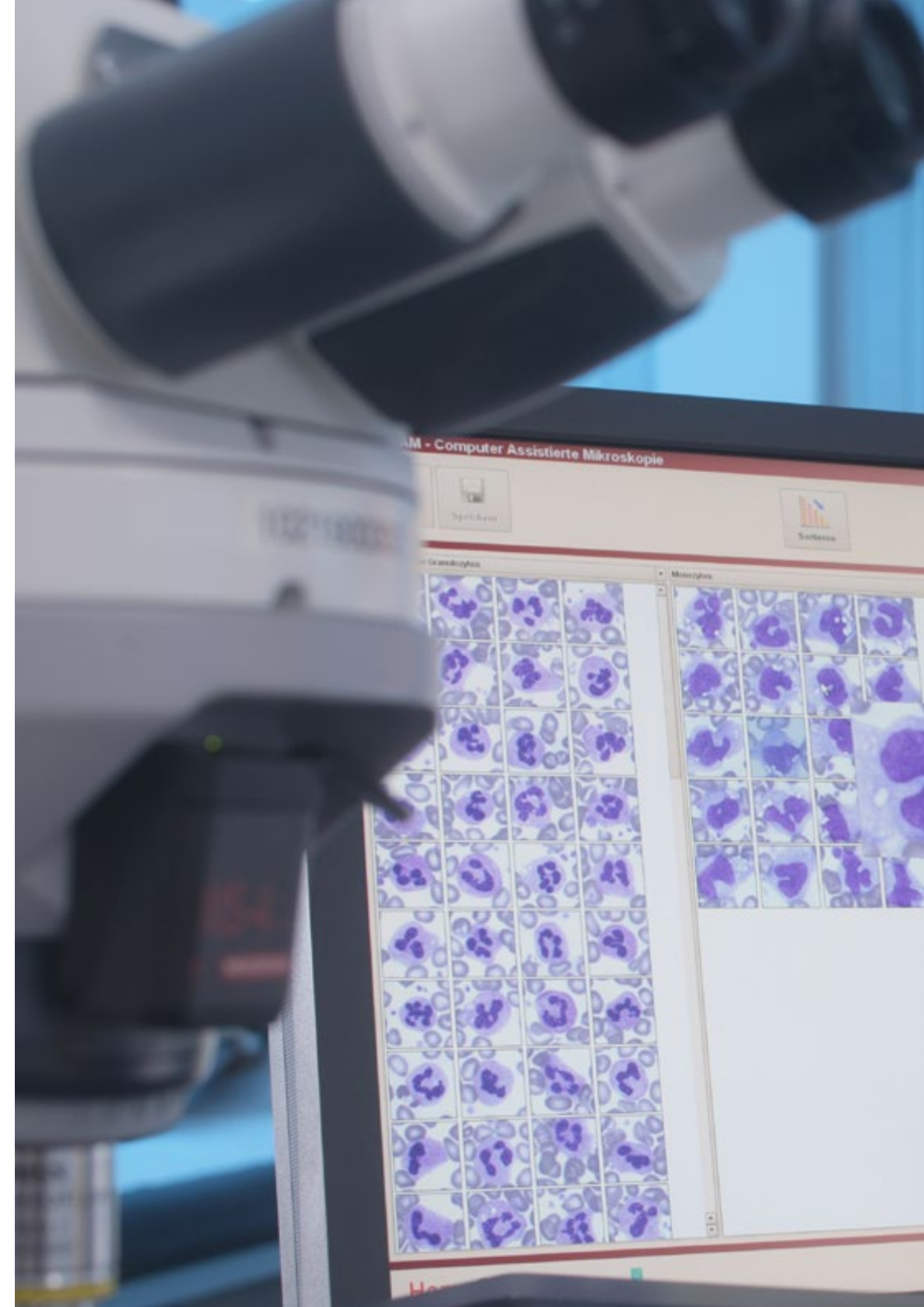


“

*An expertly crafted syllabus that will equip you with cutting-edge knowledge to drive innovation in Clinical Research”*

## Module 1. Artificial Intelligence Methods and Tools for Clinical Research

- 1.1. AI Technologies and Tools in Clinical Research
  - 1.1.1. Using Machine Learning to Identify Patterns in Clinical Data
  - 1.1.2. Development of Predictive Algorithms for Clinical Trials
  - 1.1.3. Implementation of AI Systems to Improve Patient Recruitment
  - 1.1.4. AI Tools for Real-Time Analysis of Research Data
- 1.2. Statistical Methods and Algorithms in Clinical Trials
  - 1.2.1. Application of Advanced Statistical Techniques for Clinical Data Analysis
  - 1.2.2. Use of Algorithms for the Validation and Verification of Trial Results
  - 1.2.3. Implementation of Regression and Classification Models in Clinical Studies
  - 1.2.4. Analysis of Large Data Sets using Computational Statistical Methods
- 1.3. Design of Experiments and Analysis of Results
  - 1.3.1. Strategies for the Efficient Design of Clinical Trials Using AI
  - 1.3.2. AI Techniques for Analysis and Interpretation of Experimental Data
  - 1.3.3. Optimization of Research Protocols Using AI Simulations
  - 1.3.4. Evaluation of Efficacy and Safety of Treatments Using AI Models
- 1.4. Interpretation of Medical Images Using AI in Research
  - 1.4.1. Development of AI Systems for the Automatic Detection of Pathologies in Images
  - 1.4.2. Use of Deep Learning for Classification and Segmentation in Medical Images
  - 1.4.3. AI Tools to Improve Accuracy in Image Diagnostics
  - 1.4.4. Analysis of Radiological and Magnetic Resonance Imaging Using AI
- 1.5. Clinical Analysis and Biomedical Data Analysis
  - 1.5.1. AI in Genomic and Proteomic Data Processing and Analysis
  - 1.5.2. Tools for the Integrated Analysis of Clinical and Biomedical Data
  - 1.5.3. Use of AI to Identify Biomarkers in Clinical Research
  - 1.5.4. Predictive Analysis of Clinical Outcomes Based on Biomedical Data





- 1.6. Advanced Data Visualization in Clinical Research
  - 1.6.1. Development of Interactive Visualization Tools for Clinical Data
  - 1.6.2. Use of AI in the Creation of Graphical Representations of Complex Data
  - 1.6.3. Visualization Techniques for Easy Interpretation of Research Results
  - 1.6.4. Augmented and Virtual Reality Tools for Visualization of Biomedical Data
- 1.7. Natural Language Processing in Scientific and Clinical Documentation
  - 1.7.1. Application of NLP for the Analysis of Scientific Literature and Clinical Records
  - 1.7.2. AI Tools for the Extraction of Relevant Information from Medical Texts
  - 1.7.3. AI Systems for Summarizing and Categorizing Scientific Publications
  - 1.7.4. Use of NLP to Identify Trends and Patterns in Clinical Documentation
- 1.8. Heterogeneous Data Processing in Clinical Research
  - 1.8.1. AI Techniques for Integrating and Analyzing Data from Diverse Clinical Sources
  - 1.8.2. Tools for the Management of Unstructured Clinical Data
  - 1.8.3. AI Systems for Correlating Clinical and Demographic Data
  - 1.8.4. Analysis of Multidimensional Data for Clinical Insights
- 1.9. Applications of Neural Networks in Biomedical Research
  - 1.9.1. Use of Neural Networks for Disease Modeling and Treatment Prediction
  - 1.9.2. Implementation of Neural Networks in Genetic Disease Classification
  - 1.9.3. Development of Diagnostic Systems Based on Neural Networks
  - 1.9.4. Application of Neural Networks in the Personalization of Medical Treatments
- 1.10. Predictive Modeling and its Impact on Clinical Research
  - 1.10.1. Development of Predictive Models for the Anticipation of Clinical Outcomes
  - 1.10.2. Use of AI in the Prediction of Side Effects and Adverse Reactions
  - 1.10.3. Implementation of Predictive Models in the Optimization of Clinical Trials
  - 1.10.4. Risk Analysis in Medical Treatments Using Predictive Modeling



# 05 Methodology

This academic program offers students a different way of learning. Our methodology uses a cyclical learning approach: **Relearning**.

This teaching system is used, for example, in the most prestigious medical schools in the world, and major publications such as the **New England Journal of Medicine** have considered it to be one of the most effective.







“

*Discover Relearning, a system that abandons conventional linear learning, to take you through cyclical teaching systems: a way of learning that has proven to be extremely effective, especially in subjects that require memorization"*

## At TECH we use the Case Method

What should a professional do in a given situation? Throughout the program, students will face multiple simulated clinical cases, based on real patients, in which they will have to do research, establish hypotheses, and ultimately resolve the situation. There is an abundance of scientific evidence on the effectiveness of the method. Specialists learn better, faster, and more sustainably over time.

*With TECH you will experience a way of learning that is shaking the foundations of traditional universities around the world.*



According to Dr. Gérvas, the clinical case is the annotated presentation of a patient, or group of patients, which becomes a "case", an example or model that illustrates some peculiar clinical component, either because of its teaching power or because of its uniqueness or rarity. It is essential that the case is based on current professional life, trying to recreate the real conditions in the physician's professional practice.

“

*Did you know that this method was developed in 1912, at Harvard, for law students? The case method consisted of presenting students with real-life, complex situations for them to make decisions and justify their decisions on how to solve them. In 1924, Harvard adopted it as a standard teaching method”*

The effectiveness of the method is justified by four fundamental achievements:

1. Students who follow this method not only achieve the assimilation of concepts, but also a development of their mental capacity, through exercises that evaluate real situations and the application of knowledge.
2. Learning is solidly translated into practical skills that allow the student to better integrate into the real world.
3. Ideas and concepts are understood more efficiently, given that the example situations are based on real-life.
4. Students like to feel that the effort they put into their studies is worthwhile. This then translates into a greater interest in learning and more time dedicated to working on the course.



## Relearning Methodology

At TECH we enhance the case method with the best 100% online teaching methodology available: Relearning.

This university is the first in the world to combine the study of clinical cases with a 100% online learning system based on repetition, combining a minimum of 8 different elements in each lesson, a real revolution with respect to the mere study and analysis of cases.

*Professionals will learn through real cases and by resolving complex situations in simulated learning environments. These simulations are developed using state-of-the-art software to facilitate immersive learning.*





At the forefront of world teaching, the Relearning method has managed to improve the overall satisfaction levels of professionals who complete their studies, with respect to the quality indicators of the best online university (Columbia University).

With this methodology, more than 250,000 physicians have been trained with unprecedented success in all clinical specialties regardless of surgical load. Our pedagogical methodology is developed in a highly competitive environment, with a university student body with a strong socioeconomic profile and an average age of 43.5 years old.

*Relearning will allow you to learn with less effort and better performance, involving you more in your specialization, developing a critical mindset, defending arguments, and contrasting opinions: a direct equation to success.*

In our program, learning is not a linear process, but rather a spiral (learn, unlearn, forget, and re-learn). Therefore, we combine each of these elements concentrically.

The overall score obtained by TECH's learning system is 8.01, according to the highest international standards.



This program offers the best educational material, prepared with professionals in mind:



#### Study Material

All teaching material is produced by the specialists who teach the course, specifically for the course, so that the teaching content is highly specific and precise.

These contents are then applied to the audiovisual format, to create the TECH online working method. All this, with the latest techniques that offer high quality pieces in each and every one of the materials that are made available to the student.



#### Surgical Techniques and Procedures on Video

TECH introduces students to the latest techniques, the latest educational advances and to the forefront of current medical techniques. All of this in direct contact with students and explained in detail so as to aid their assimilation and understanding. And best of all, you can watch the videos as many times as you like.



#### Interactive Summaries

The TECH team presents the contents attractively and dynamically in multimedia lessons that include audio, videos, images, diagrams, and concept maps in order to reinforce knowledge.

This exclusive educational system for presenting multimedia content was awarded by Microsoft as a "European Success Story".



#### Additional Reading

Recent articles, consensus documents and international guidelines, among others. In TECH's virtual library, students will have access to everything they need to complete their course.





**Expert-Led Case Studies and Case Analysis**

Effective learning ought to be contextual. Therefore, TECH presents real cases in which the expert will guide students, focusing on and solving the different situations: a clear and direct way to achieve the highest degree of understanding.



**Testing & Retesting**

We periodically evaluate and re-evaluate students' knowledge throughout the program, through assessment and self-assessment activities and exercises, so that they can see how they are achieving their goals.



**Classes**

There is scientific evidence on the usefulness of learning by observing experts. The system known as Learning from an Expert strengthens knowledge and memory, and generates confidence in future difficult decisions.



**Quick Action Guides**

TECH offers the most relevant contents of the course in the form of worksheets or quick action guides. A synthetic, practical, and effective way to help students progress in their learning.





# 06 Certificate

The Postgraduate Certificate in Advanced Methods and Artificial Intelligence Tools in Clinical Research guarantees students, in addition to the most rigorous and up-to-date education, access to a Postgraduate Certificate issued by TECH Global University.





“

*Successfully complete this program and receive your university qualification without having to travel or fill out laborious paperwork"*

This program will allow you to obtain your **Postgraduate Certificate in Advanced Methods and Artificial Intelligence Tools in Clinical Research** endorsed by **TECH Global University**, the world's largest online university.

**TECH Global University** is an official European University publicly recognized by the Government of Andorra ([official bulletin](#)). Andorra is part of the European Higher Education Area (EHEA) since 2003. The EHEA is an initiative promoted by the European Union that aims to organize the international training framework and harmonize the higher education systems of the member countries of this space. The project promotes common values, the implementation of collaborative tools and strengthening its quality assurance mechanisms to enhance collaboration and mobility among students, researchers and academics.

This **TECH Global University** title is a European program of continuing education and professional updating that guarantees the acquisition of competencies in its area of knowledge, providing a high curricular value to the student who completes the program.

Title: **Postgraduate Certificate in Advanced Methods and Artificial Intelligence Tools in Clinical Research**

Modality: **online**

Duration: **6 weeks**

Accreditation: **6 ECTS**



\*Apostille Convention. In the event that the student wishes to have their paper diploma issued with an apostille, TECH Global University will make the necessary arrangements to obtain it, at an additional cost.

future  
health confidence people  
education information tutors  
guarantee accreditation teaching  
institutions technology learning  
community commitment  
personalized service innovation  
knowledge present  
development languages  
virtual classroom



**Postgraduate Certificate**  
Advanced Methods and  
Artificial Intelligence  
Tools in Clinical Research

- » Modality: online
- » Duration: 6 weeks
- » Certificate: TECH Global University
- » Credits: 6 ECTS
- » Schedule: at your own pace
- » Exams: online

# Postgraduate Certificate

Advanced Methods and  
Artificial Intelligence  
Tools in Clinical Research