

Advanced Master's Degree
Comprehensive
Gastrointestinal Oncology





Advanced Master's Degree Comprehensive Gastrointestinal Oncology

- » Modality: online
- » Duration: 2 years
- » Certificate: TECH Technological University
- » Schedule: at your own pace
- » Exams: online

Website: www.techtitute.com/us/medicine/advanced-master-degree/advanced-master-degree-comprehensive-gastrointestinal-oncology

Index

01

Introduction

p. 4

02

Objectives

p. 8

03

Skills

p. 18

04

Course Management

p. 24

05

Structure and Content

p. 58

06

Methodology

p. 70

07

Certificate

p. 78

01

Introduction

Digestive oncology is a constantly evolving specialty with a wealth of advances and discoveries that are changing the way digestive diseases are diagnosed and treated. In this sense, this program offers a complete update on the latest advances in the field, such as new diagnostic techniques like virtual colonoscopy or laser confocal endoscopy, as well as new targeted therapies, which are transforming the treatment of digestive cancers. All this, in a 100% online format that will allow the professional to study without interrupting the rest of their daily activities.





“

Get up to date with the latest diagnostic techniques in Digestive Oncology through this Advanced Master's Degree, which will provide you with the most recent advances in the approach to this type of pathology"

In recent years, there has been a significant advance in the understanding of the molecular biology of digestive oncological diseases, which has led to a better understanding of the molecular pathways involved in digestive cancer, allowing the development of new targeted therapies. Given this scenario, the specialist must keep up to date in order to deal with this type of pathology with the latest diagnostic techniques and procedures.

In this context, the Advanced Master's Degree in Comprehensive Digestive Oncology is presented as advanced training for medical professionals who wish to update their knowledge and skills in the field. The program includes fundamental aspects of digestive oncology, from the anatomy and physiology of the gastrointestinal tract to the comprehensive management of digestive cancer patients, including the prevention, diagnosis and treatment of digestive pathologies. In addition, topics such as immunotherapy, molecular biology, new imaging techniques and targeted therapies, which are transforming the treatment of digestive cancers, will be addressed.

The methodology of the program is based on a 100% online format, which allows students to access the contents and resources from anywhere in the world, without the need to travel or fixed schedules. The program has a highly prestigious teaching team, with clinical and teaching experience in digestive oncology, which offers practical and up-to-date training, combining theory with practice and offering innovative tools to improve the clinical performance of the medical professional.

This **Advanced Master's Degree in Comprehensive Digestive Oncology** contains the most complete and up-to-date scientific program on the market. The most important features include:

- ◆ The development of case studies presented by experts in medicine and oncology
- ◆ The graphic, schematic, and practical contents with which they are created, provide scientific and practical information on the disciplines that are essential for professional practice
- ◆ Practical exercises where self-assessment can be used to improve learning
- ◆ Its special emphasis on innovative methodologies in the approach to digestive oncology
- ◆ Theoretical lessons, questions to the expert, debate forums on controversial topics, and individual reflection assignments
- ◆ Content that is accessible from any fixed or portable device with an Internet connection



Take advantage of the 100% online methodology with which this programme is developed and access its resources from anywhere and at any time, adapting the study to your needs and schedules"

“

Master the latest technologies and surgical techniques in Digestive Oncology and apply them in your daily work thanks to this Advanced Master's Degree"

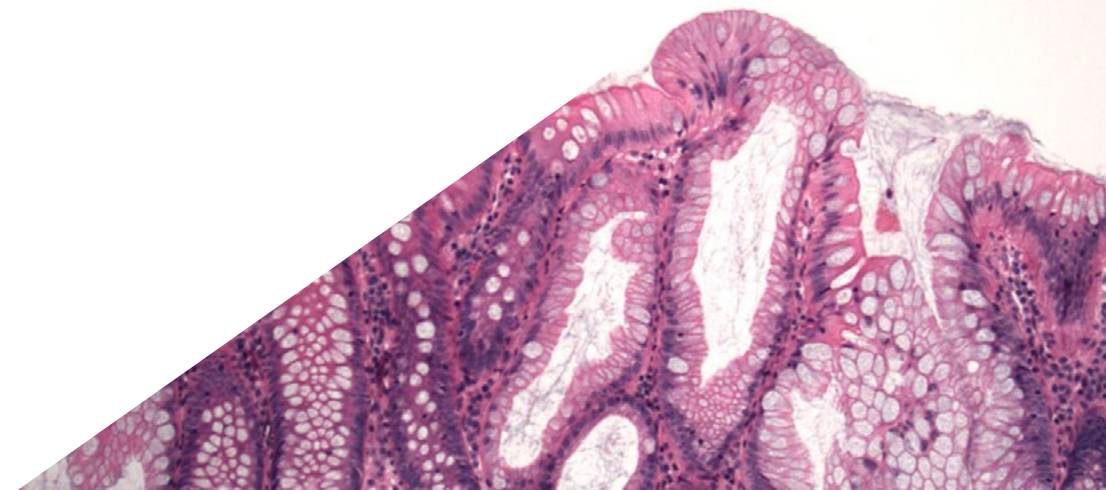
Its teaching staff includes professionals from the field of oncology who bring their experience to this programme, as well as recognised specialists from leading societies and prestigious universities.

The multimedia content, developed with the latest educational technology, will provide the professional with situated and contextual learning, i.e., a simulated environment that will provide an immersive learning experience designed to prepare for real-life situations.

This program is designed around Problem-Based Learning, whereby the student must try to solve the different professional practice situations that arise throughout the program. For this purpose, the professional will be assisted by an innovative system of interactive videos made by renowned experts.

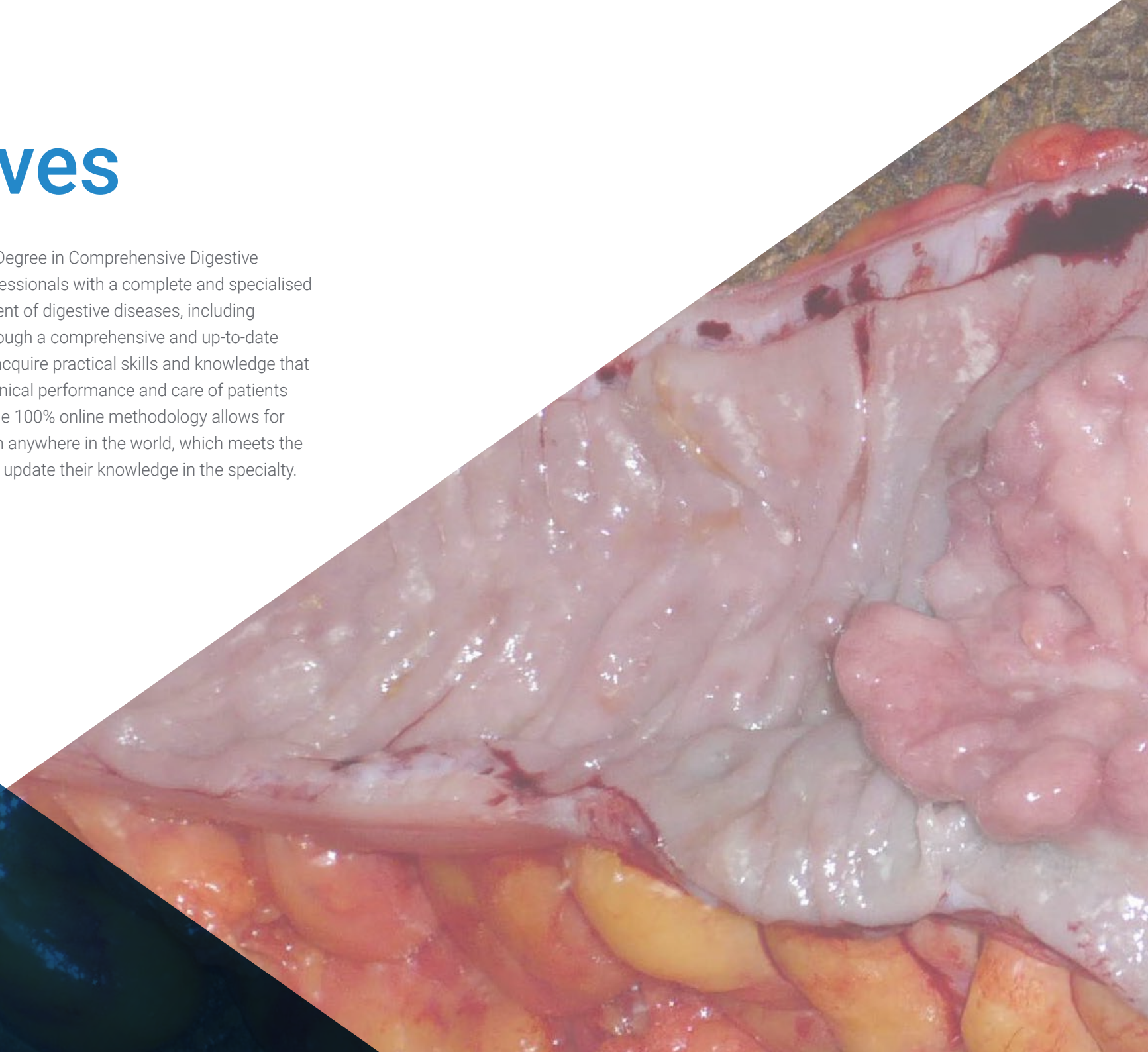
This program has numerous multimedia resources, such as detailed videos, interactive summaries, interactive in detail, interactive summaries and clinical case studies.

This TECH qualification is taught by highly prestigious specialists in the field of Digestive Oncology.



02 Objectives

The aim of the Advanced Master's Degree in Comprehensive Digestive Oncology is to provide medical professionals with a complete and specialised update in the diagnosis and treatment of digestive diseases, including the latest advances in the field. Through a comprehensive and up-to-date syllabus, students are expected to acquire practical skills and knowledge that will enable them to improve their clinical performance and care of patients with digestive cancer. In addition, the 100% online methodology allows for flexible and accessible training from anywhere in the world, which meets the needs of professionals who wish to update their knowledge in the specialty.





“

The aim of this programme is to update the medical professional, providing them with the most advanced methods of approach to manage digestive oncological pathologies in accordance with the latest scientific evidence"



General Objectives

- ◆ Create a global and up-to-date vision of Digestive System Oncology and all its aspects, allowing students to acquire useful knowledge and, at the same time, generate interest in expanding information and discovering its application in daily practice
- ◆ Provide and expand knowledge on immunotherapy, as an example of a clear scientific advance in translational research, and one of the most promising lines of research in cancer treatment
- ◆ Discuss the current landscape of stomach cancer immunotherapy, combinations in clinical development, strategies for dose selection and trial design, clinical pharmacology and regulatory considerations
- ◆ Deepen specific knowledge on the management of patients with tumours affecting the digestive tract
- ◆ Discern the surgical techniques to be used and the new technologies currently available for diagnosis and treatment
- ◆ Understand where modern surgery is heading and the ways in which it is developing
- ◆ Study the fundamentals of research in oncological surgery
- ◆ Knowing the way to develop research projects, how to do it and where to get help from
- ◆ Develop skills and technical knowledge with which to deal with any situation presented by a patient in a digestive oncological surgery unit
- ◆ Develop the medical professional in endoscopic techniques of gastrointestinal tumour pathology related to diagnosis, treatment and complications in order to improve the quality of patient care
- ◆ Deepen the knowledge of the most commonly used endoscopic techniques in oncological pathology in order to optimise their use in routine clinical practice





Specific Objectives

Module 1. Molecular Biology and Translational Oncology

- ◆ Update knowledge in the molecular biology of cancer, especially in relation to the concept of genetic heterogeneity
- ◆ Expand knowledge on microenvironment reprogramming in digestive tumors, the role of the immune response in cancer control, circulating biomarkers and tissue molecular markers

Module 2. Upper Gastrointestinal Tract Tumors

- ◆ Review the performance and usefulness of each of the tests used in the diagnosis of oesophageal and gastric tumours
- ◆ Describe the usefulness and performance of PET/CT with F18-FDG in the diagnosis, staging, treatment control and monitoring of esophageal tumors
- ◆ Describe the evolution of surgical techniques up to minimally invasive and robotic surgery that allow complex interventions to be performed with small incisions, preserving tissues as much as possible, accelerating recovery and providing less discomfort
- ◆ Update knowledge on adjuvant and neoadjuvant management of esophageal and gastric cancer
- ◆ Know the National Registry of Advanced Gastric Cancer (AGAMENON)
- ◆ Develop appropriate treatment plans for patients with esophageal and gastric cancer that has progressed after initial treatment
- ◆ Determine the positioning of antiangiogenic agents to treat stomach cancer

Module 3. Lower Gastrointestinal Tract Tumors

- ◆ Know the screening program for colon and rectal cancer and estimate the population susceptible to be screened in Spain and by autonomous community
- ◆ Analyse the effectiveness of different tests proposed for colon and rectal cancer screening
- ◆ Update knowledge on the molecular biology of colon cancer and its impact on classification and treatment

Module 4. Other Digestive Tract Tumors

- ◆ Learn the new therapeutic arsenal used to manage the main comorbidities of patients with digestive tumors
- ◆ Know the therapeutic objectives in order to avoid poor control, therapeutic interactions or overtreatment

Module 5. Pancreatic Cancer, Biliary Tract Tumors and Hepatocarcinoma

- ◆ Define the epidemiology, risk factors and diagnosis of pancreatic cancer and hepatocarcinoma and their value in clinical practice
- ◆ Delve into the imaging tests for the diagnosis and staging of pancreas cancer. Discuss the multidisciplinary management of pancreatic, biliary tract and hepatocarcinoma cancer and future treatment options
- ◆ Discuss the role of surgery for pancreatic, biliary tract and hepatocarcinoma cancers
- ◆ Update treatment of advanced pancreatic, biliary tract and hepatocarcinoma cancer

Module 6. Collaboration in the Management of Oncology Patients

- ◆ Assess the impact of age on patient prognosis and treatment outcomes
- ◆ Raise awareness as to how excellent care must be continuous and move toward integrated care models including other specialists, particularly in primary care
- ◆ Explain the Enhanced Support Care strategy, developed by the Christie NHS Trust, to better adapt patient care to the changing landscape of cancer

Module 7. Oncologic endoscopy

- ◆ Delve into the different modalities of optical diagnosis of lesions of the gastrointestinal tract, such as stained and virtual chromoendoscopy and magnification
- ◆ Develop the different quality criteria in endoscopy, as well as to optimise the management of antiplatelet and anticoagulant medication in our patients for endoscopic procedures
- ◆ Internalise the different morphological and anatomopathological classifications of lesions of the gastrointestinal tract and their implications for subsequent treatment

Module 8. Echoendoscopy and ERCP

- ◆ Go deeper in the techniques of echoendoscopy and ERCP as well as the necessary equipment to carry out the procedures in the oncological field
- ◆ Manage the performance of an ampulectomy having clear indications and contraindications of the technique
- ◆ Internalise different techniques performed by echoendoscopy that can improve the quality of life of oncology patients, such as the neurolysis of the celiac plexus

Module 9. Resection techniques

- ◆ Master the knowledge of submucosal endoscopic dissection in order to strengthen the theoretical knowledge of a highly complex technique
- ◆ Control the different variants of mucosectomy that will allow us to obtain a higher success rate in the resection of the different lesions
- ◆ Learn in depth about the material necessary for the development of the technique, which will allow us to choose the most optimal material according to the lesion to be treated
- ◆ Develop different techniques to help facilitate endoscopic submucosal dissection
- ◆ Professionalise the endoscopic management of the various complications arising from resection

Module 10. Oesophageal

- ♦ Optimise the optical diagnosis of the various superficial oesophageal neoplasms
- ♦ Master the different treatments available for Barrett's oesophagus and their indication
- ♦ Understand the role of endoscopy in the management of post-surgical complications such as the undoing of sutures
- ♦ Monitor the different endoscopic treatments that can be performed depending on the lesions observed

Module 11. Stomach

- ♦ Optimise the optimal diagnosis of the various gastric superficial neoplasms
- ♦ Deepen the different risk factors for the development of gastric cancer in order to be able to adequately follow up patients
- ♦ Internalise the different endoscopic treatments that can be performed depending on the lesions observed

Module 12. Small Intestine

- ♦ Develop knowledge on the diagnosis of small bowel lesions
- ♦ Develop knowledge on the diagnosis of small bowel lesions
- ♦ Know the different enteroscopy techniques
- ♦ Learn the indications for small bowel exploration according to the pathology of the patient

Module 13. Colon and Rectum

- ♦ Develop the ability to stage patients according to their risk of developing colon and rectal cancer, and to know the different recommendations for follow-up
- ♦ Optimize the optimal diagnosis of superficial neoplasms of the colon and rectum
- ♦ Master the different endoscopic treatments that can be performed depending on the lesions observed
- ♦ Learn the role of endoscopy in the detection of advanced neoformations of the colon and rectum
- ♦ Delve into the different hereditary syndromes and the different endoscopic findings that they present

Module 14. Pancreas

- ♦ Delve into the epidemiology, risk factors, clinical presentation of pancreatic adenocarcinoma
- ♦ Develop the new endoscopic techniques available for the palliative treatment of pancreatic cancer
- ♦ Know all benign and malignant pancreatic cystic lesions
- ♦ Learn more about other pancreatic tumors, their main characteristics, as well as their diagnosis and prognosis
- ♦ Recognize the types of pancreatic ductal strictures and the endoscopic solutions that can be offered

Module 15. Gallbladder and bile duct

- ◆ Internalize the types of cholangiocarcinomas, as well as the diagnosis and clinical presentation. Staging of bile duct tumors with the aid of echoendoscopy
- ◆ Manage the complications that may arise in bile duct drainage, as well as endoscopic solutions. The alternatives to endoscopic drainage of the biliary tract will also be explained
- ◆ Master biliary cysts and their diagnosis, as well as their endoscopic management
- ◆ Recognize the risk factors that exist for the development of gallbladder cancer and the findings found on echoendoscopy

Module 16. Latest advances in endoscopy

- ◆ Master the indications for Full Thickness Resection and the development of the technique
- ◆ Develop the role of radiofrequency both in biliary tract tumor pathology and in the treatment of actinic proctitis secondary to radiotherapy
- ◆ Discover the possibilities presented by artificial intelligence and its possible future use for injury detection

Module 17. Digestive oncologic surgery

- ◆ Know in detail the anatomy of the abdomen and the organs of the digestive system, focusing on those structures of special interest to the surgeon, which must be known to apply the corresponding surgical techniques in each organ
- ◆ Know the fundamental aspects of the nutrition of oncology and surgical patients, their nutritional needs and the ways to improve it to face surgery
- ◆ Analyze the peculiarities of anesthesia in the oncological patient undergoing abdominal surgery, participation of anesthesia in multimodal therapy, monitoring, influence of anesthesia with patient recovery
- ◆ Acquire the ability to recognize the parameters that indicate the postoperative evolution of patients, detect possible complications early and obtain knowledge for immediate postoperative management





- ◆ Know which are the palliative surgical techniques in Digestive Oncology and to recognize which are the factors that must be taken into account when making a decision about palliative treatment
- ◆ Know which surgical techniques should be used in the context of urgent surgery, depending on the patient's situation and tumor
- ◆ Know the molecular basis of Digestive Oncology
- ◆ Study the interference of oncological drugs with healing or coagulation processes and how they affect the results of surgery
- ◆ Delve into the participation of radiotherapy in the treatment of digestive tumors
- ◆ Know the different ways of application of Radiotherapy
- ◆ Analyze the side effects of radiation therapy on tissues and how this may affect surgery and surgery planning

Module 18. Complementary studies in digestive tumors

- ◆ Know the different radiological techniques and their indications in the primary diagnosis of digestive tumors, including ultrasound, CT and MRI
- ◆ Study the peculiarities of the different radiological techniques for early diagnosis in both healthy population (screening) and people with risk factors
- ◆ Know the contributions of conventional radiology in the follow-up of patients with digestive tumors
- ◆ Analyze the different contributions of interventional radiology to the diagnosis of digestive tumors
- ◆ Review the basic radiopharmaceuticals used in digestive pathology, as well as the contributions of Nuclear Medicine to the field of Digestive Oncologic Surgery
- ◆ Know the basis of molecular diagnostics and its contribution to the development of cancer panels, as well as its importance in the design of personalized therapies and its value in the analysis of response to treatment

- ◆ Examine the main hereditary syndromes involved in the development of digestive tumors, their implication in the detection of patients at high risk and the planning of prophylactic surgeries
- ◆ Understand the concept of the microbiome and its possible role in the process of carcinogenesis that determines the development of digestive tumors
- ◆ Understand the possible role of the microbiome in the early diagnosis and prevention of digestive tumors

Module 19. Colorectal oncologic surgery

- ◆ Examine the epidemiology and etiopathogenesis in Colorectal Oncologic Surgery, as well as the diagnostic tests necessary to diagnose it. Recognize the screening tests for early detection in the general population, as well as to know the prognosis of these patients and what follow-up should be done
- ◆ Know which are the syndromes associated with colon polyposis and their risk of developing colorectal cancer
- ◆ Analyze the surgical treatment of colon cancer according to its location: right, transverse or left
- ◆ Study in depth the anatomy of the pelvis and the different organs and structures housed therein
- ◆ Recognize the differences between the male and female pelvis, studying the anatomical relationships between them and knowing the surgical approach planes
- ◆ Deepen in the importance and meaning of "complete excision of the mesorectum", differentiating the different treatment options depending on the local stage and location of the tumor
- ◆ Know the different surgical techniques available for each case: transanal minimally invasive surgery (TAMIS), complete transanal mesorectal excision TATME, laparoscopic and robotic surgery, sphincter preservation, pelvic exenteration techniques or abdominoperineal amputation

- ◆ Know which are the treatments applied by Medical Oncology in colorectal cancer, in which stages it provides benefit, which are the treatment options, at what moment they should be applied and with what duration
- ◆ Know the role of radiotherapy in colorectal cancer, especially in rectal cancer. Know when it can be applied and the differences in results and side effects and sequelae depending on when it is applied. Its role in other situations such as local recurrences and retroperitoneal lymph node disease
- ◆ Analyze the different neoadjuvant treatment modalities in rectal cancer and their results, knowing the benefits of each strategy
- ◆ Know fundamental aspects of the management of patients with colorectal cancer in some special situations: obstruction, treatment with prosthesis or surgery; urgent surgery in patients treated with antiVEGF, management of pelvic recurrence; treatment of positive iliac adenopathies; retroperitoneal lymph node recurrence: radiotherapy or surgery

Module 20. Esophagogastric oncologic surgery

- ◆ Study the general aspects of esophageal cancer, its epidemiology and classification, as well as the diagnostic advances available
- ◆ Learn about updates in the surgical approach to esophageal cancer
- ◆ Analyze the reconstruction with gastric plasty and its alternatives
- ◆ Define and know the indications for standard and extended lymphadenectomies in esophageal cancer
- ◆ Analyze the new classification of esophagogastric junction tumors
- ◆ Study the clinical and epidemiological differences of gastric tumors in the western and eastern setting

- ◆ Update the surgical treatment of gastric cancer, weighing the technical alternatives for the performance of anastomosis
- ◆ Define the new criteria for oncologic lymphadenectomy
- ◆ Explain and analyze the possible sequelae after esophagogastric surgery, in order to perform an adequate management and treatment
- ◆ Analyze the possible short and long term complications of esophagogastric surgery and the different options to avoid their occurrence and minimize their consequences
- ◆ Study the new targeted cancer therapies, reviewing the latest published results that recommend their current use
- ◆ Learn about endoscopic and interventional therapies for esophagogastric tumors
- ◆ Study navigation systems, 3D models and intraoperative online and augmented reality
- ◆ Learn about the new minimally invasive surgical approach techniques, their indications and advantages. Know the differences between laparoscopy and robotics
- ◆ Know the ablative and adjuvant intraoperative techniques currently available, how to use them and in which cases, as well as the side effects or complications they may generate
- ◆ Study what liquid biopsy is, how it is performed, what it is used for, how it can be used for diagnosis, prognosis and early detection of recurrences
- ◆ Have knowledge in new lines of diagnosis, prognosis and treatment in oncology, based on molecular biology, target therapies or immunotherapy

Module 21. Innovation, research and development in digestive oncologic surgery

- ◆ Implement knowledge in basic-translational research, presenting the different strategies in molecular analysis
- ◆ Study the different laboratory research models: animal, 2D cellular and 3D organoid models
- ◆ Obtain the necessary knowledge to start a clinical research in Oncologic Surgery, how to design a clinical trial and to know the sources of financing and the methodology to apply for research grants
- ◆ Know the use of Big Data and artificial intelligence in research, what information they provide and their validity
- ◆ Know the different techniques for the application of fluorescence as a method to aid in Digestive Oncological Surgery, when to use it and what benefit it can bring us
- ◆ Delve into the knowledge of current technological advances and how they can facilitate the surgical technique in Digestive Oncologic Surgery



Learn more about the latest techniques in the surgical approach to digestive oncologic pathologies thanks to this program. Don't wait any longer and enroll"

03 Skills

The Advanced Master's Degree in Integrative Digestive Oncology aims to develop in medical professionals advanced competencies in the diagnosis, treatment and follow-up of digestive diseases, especially in the oncological field. Through a rigorous and updated syllabus, students will acquire specialized knowledge and practical skills in the management of different digestive pathologies.





“

With this program you will be able to master the most advanced procedures in Digestive Oncology, deepening in issues such as endoscopic exploration or colorectal surgery”




General Skills

- ◆ Possess and understand knowledge that provides a basis or opportunity to be original in the development and/or application of ideas, often in a research context
- ◆ Apply acquired knowledge and problem-solving skills in new or unfamiliar environments within broader (or multidisciplinary) contexts related to their field of study
- ◆ Integrate knowledge and face the complexity of making judgments based on incomplete or limited information, including reflections on the social and ethical responsibilities linked to the application of their knowledge and judgments
- ◆ Know how to communicate conclusions, knowledge, and supporting arguments to specialized and non-specialized audiences in a clear and unambiguous way
- ◆ Broaden learning skills that will enable further studying in a largely self-directed or autonomous manner
- ◆ Optimize the endoscopic diagnosis of the different neoplastic lesions in the digestive tract in order to choose the most appropriate treatment
- ◆ List the lesions that can be found along the entire gastrointestinal tract with the latest classifications used both morphologically and anatomopathologically



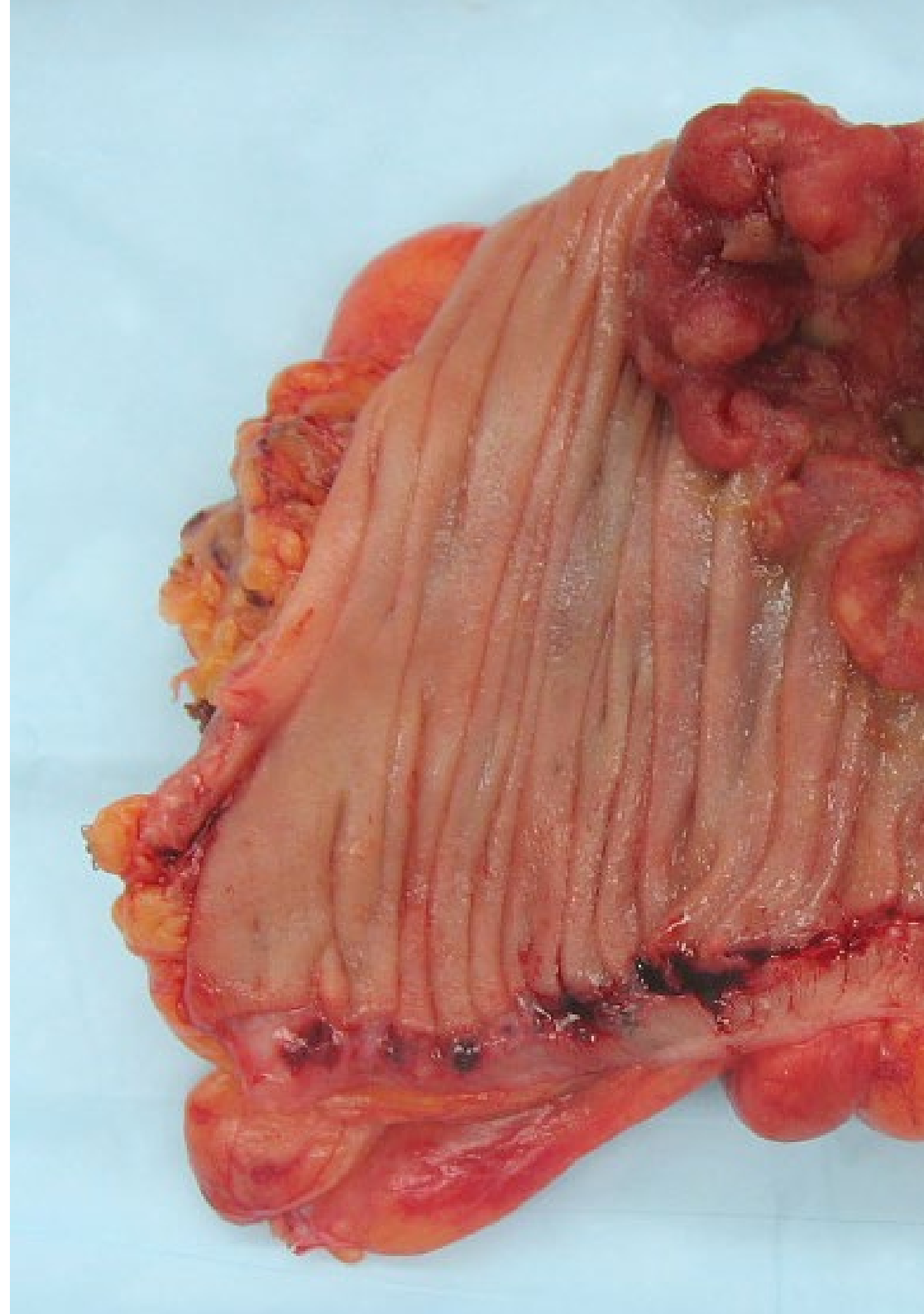


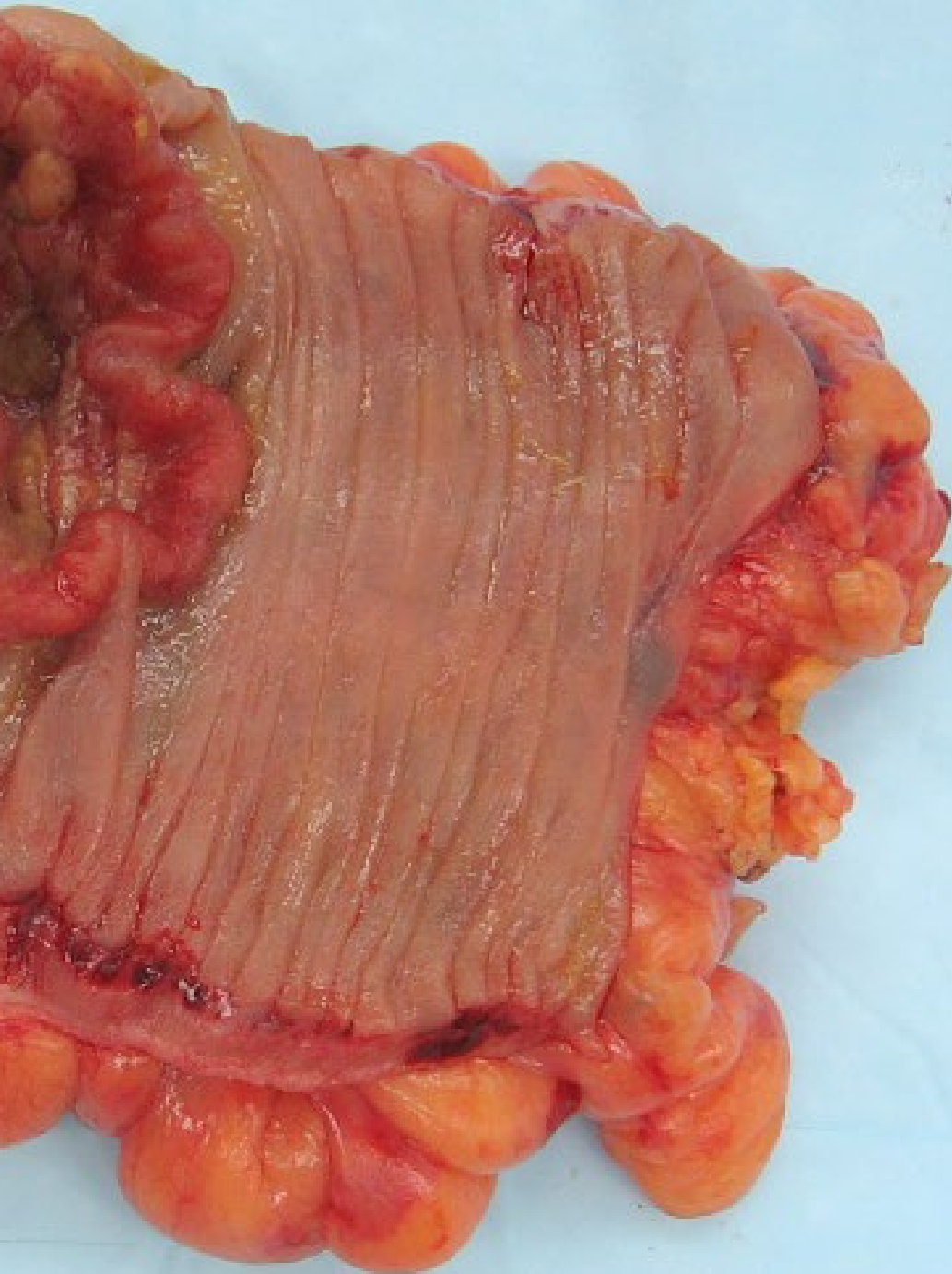
- ◆ Update knowledge on the different mucosectomy techniques
- ◆ Acquire new knowledge about tumors of the gastrointestinal tract
- ◆ Prepare the patient for surgery, taking into account the techniques and equipment to be used
- ◆ Effectively direct its efforts to improve the surgical care of patients with digestive tumors
- ◆ Prepare a patient for oncologic surgery of the digestive tract, taking into account the basics of multimodal rehabilitation, what it contributes to the patient's recovery and how to put it into practice
- ◆ Develop in the current lines of research, technological innovation and design of training programs



Specific Skills

- ◆ Discuss the multiple controversies that currently arise in the treatment of colorectal cancer, such as Laparoscopic vs. Learn robotics, total mesorectum excision or liver metastases management
- ◆ Update knowledge on adjuvant and neoadjuvant treatment of colon and rectal cancer
- ◆ Master the latest advances in translational research with practical implications in cancer management
- ◆ Know the advances in personalized management of colon cancer based on the growing understanding of molecular biology
- ◆ Identify the recent incorporation of immunotherapy in the management of colon cancer and how it will change the diagnostic and therapeutic approach
- ◆ Learn the role of echoendoscopy in the diagnosis and staging of adenocarcinoma of the pancreas
- ◆ Follow-up of pancreatic cystic lesions in order to avoid encountering a scenario of advanced pancreatic tumor
- ◆ Control the endoscopic options available for the palliative treatment of gallbladder cancer
- ◆ Solve complications that may arise post-endoscopy and even post-surgery
- ◆ Manage the characterization of esophageal superficial tumor lesions
- ◆ Control the contraindications of the capsule endoscopic study
- ◆ Recognize in which situations radiotherapy can assist in treatment
- ◆ Knowing when to program surgery based on the treatment a patient has received and what precautions to take
- ◆ Make a decision, based on the most current and rigorous criteria, on the most appropriate treatment for a patient we cannot cure





- ◆ Standardize anatomopathological reports
- ◆ Manage the indications and technique of local radiofrequency ablation in the treatment of Barret's disease
- ◆ Measure the frailty of the elderly based on the surgical risk assessment scales, preparing them adequately for surgery
- ◆ Manage the techniques of endoscopic resection of precursor lesions and early stages, knowing what to do according to the results of the histological study of the resected lesions
- ◆ Apply the concept of "organ preservation" and watch and wait strategy in the treatment of rectal cancer and recognize in which situations it can be used

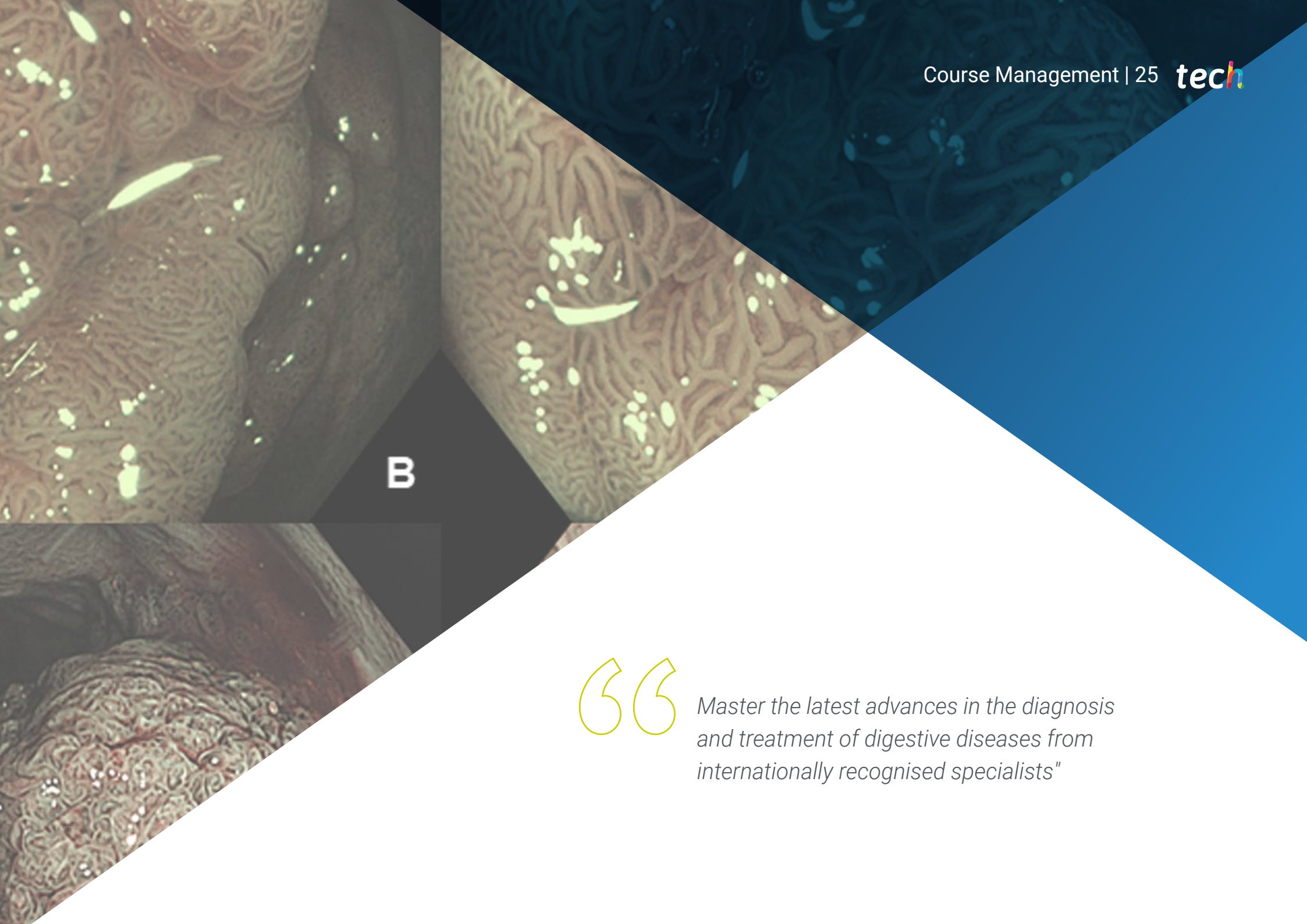
“*Through this Advanced Master's Degree you will be able to master the latest advances in Digestive Oncology, using multimedia resources of high pedagogical rigor*”

04

Course Management

The Advanced Master's Degree in Comprehensive Digestive Oncology has a teaching staff of great reputation and experience in the field, made up of medical and research professionals of recognised prestige in the field of digestive oncology. The carefully selected lecturers will bring their knowledge and experience to the students, sharing the latest developments in the field and their practical experiences in daily clinical practice.

The image is a composite of several endoscopic views of the digestive tract, likely the colon. The top right shows a mucosal surface with numerous small, bright, yellowish-green spots, possibly indicating inflammation or polyps. The bottom right shows a similar mucosal surface with more prominent, irregular, reddish lesions. The bottom left shows a smoother mucosal surface. A large, dark, semi-transparent shape is overlaid on the center, containing a white letter 'A'. The overall background is a mix of dark blue and black geometric shapes.



B

“

Master the latest advances in the diagnosis and treatment of digestive diseases from internationally recognised specialists”

Management



Dr. Mauro Javier Oruezábal Moreno

- ♦ Head of the medical Oncology Service at La Paz University Hospital since 2017
- ♦ PhD in Medicine from the Complutense University of Madrid
- ♦ Master's Degree in Bioinformatics and Biostatistics UOC-UB
- ♦ Master's Degree in Bioinformatics Analysis, Pablo de Olavide University
- ♦ Research Fellow at University of Southampton
- ♦ Graduate in Medicine and Surgery from the Universidad de Navarra
- ♦ Member of the Spanish Society of Medical Oncology, the Spanish Group of Digestive Tumors (TTD)



Dr. José Miguel Esteban López-Jamar

- ♦ Head of the Endoscopy Unit, San Carlos University Clinical Hospital, Madrid
- ♦ PhD in Medicine and Surgery, Complutense University of Madrid, Outstanding Cum Laude Qualification
- ♦ Training at the AMC in Amsterdam, Paoli Calmettes Institute in Marseille and at the Horst-Schmidt-Kliniken in Wiesbaden (Germany)
- ♦ Professor and member of the Scientific Advisory Committee of the University Specialization Course in Endoscopic Ultrasonography of the UOC
- ♦ Member of the Spanish Society of Digestive Pathology, Asociación Castellana de Aparato Digestivo, Spanish Society of Digestive Endoscopy, European Society of Gastrointestinal Endoscopy, Honorary Member of the Ecuadorian Society of Gastroenterology



Dr. Carmelo Loinaz Segurola

- Chief of Section of General and Digestive System Surgery, Doce de Octubre University Hospital
- Head of the General Surgery Unit, Alcorcón University Hospital, Madrid
- Degree in Medicine and Surgery, Navarra University
- Specialist in General and Digestive System Surgery, Doce de Octubre University Hospital
- Doctor of Medicine and Surgery, Complutense University of Madrid, qualification Outstanding Cum Laude
- Associate Professor in the Health Sciences Department. Accredited as a Full Professor by ANECA
- Master's Degree in Medical and Clinical Management, UNED and School of Health - Carlos III Institute
- Coordinator of Humanitarian Collaboration Group, AEC
- Member of: Spanish Association of Surgeons, Spanish Society of Parenteral and Enteral Nutrition, American College of Surgeons, Spanish Society of Transplantation, Spanish Society of Liver Transplantation, European Society of Organ Transplantation, The Transplantation Society (IRTA section, Intestinal Rehabilitation and Transplant Association), IASGO International Society of Surgeons, Gastroenterologists and Oncologists, ISDE, International Society of Diseases of the Esophagus and of the Health Cooperation Committee of the Department of Surgery of the UCM



Dr. Raúl Honrubia López

- Medical Specialist of the digestive system
- Specialist in Digestive System at the Central Hospital of Asturias
- PhD in Medicine and Surgery from the Autonomous University of Madrid
- Degree in Medicine and Surgery from the University of Alcalá de Henares
- Training stay at the Cancer Center of the Keio University School of Medicine in Japan



Dr. Katherine Yelenia Katherine Yelenia

- Digestive System Specialist
- Specialist doctor at the Hermanas Hospitalarias de San Rafael Hospital
- Digestive System Specialist. Quirónsalud Aribau Medical Centre
- Specialty Tract Pathologies at La Paz University Hospital
- Training Specialised in Echoendoscopy at the Barcelona Clinical Hospital



Dr. Alonso Casado, Oscar

- ♦ Chief of Hepatobiliopancreatic Surgery at MD Anderson Cancer Center Hospital Madrid
- ♦ Specialist in the General and Digestive Oncology Surgery Service at MD Anderson Cancer Center Madrid, collaborating in the Thoracic Surgery Unit and Plastic Surgery Unit
- ♦ Assistant Surgeon at Quirónsalud Sur and El Escorial hospitals
- ♦ Clinical Tutor in Practical Teaching at UFV and MD Anderson Cancer Center Madrid
- ♦ Degree in Surgery and Medicine from the UCM
- ♦ Qualified in Console Surgery on the Da Vinci Xi Robotic System

Professors

Dr Manuel Abradelo

- ◆ General and digestive surgeon at the Digestive and General Surgery Unit Vithas - CMED. Hospital Vithas Madrid La Milagrosa, as well as Head of the Hepatobiliopancreatic Surgery Unit
- ◆ Assistant of the Department of Hepatobiliopancreatic Surgery and Abdominal Organ Transplant (liver transplant, pancreas transplant and intestinal and multivisceral transplant) at the Hospital General Universitario 12 de Octubre in Madrid
- ◆ Member of the International Hepato-Pancreato-Biliary Association (IHBPA)
- ◆ Member of Association for the Study of the Liver (BASL)
- ◆ Member of Spanish Society of Liver Transplantation
- ◆ Member of Spanish Transplants Society

Dr. Adeva Alfonso, Jorge

- ◆ Medical Specialist, 12 de Octubre University Hospital
- ◆ Medical Oncology Department. Care and clinical research activity in the Digestive Tumour Unit and in the Family Cancer Unit
- ◆ Member of the Research Ethics Committee (CEI)
- ◆ ENS-CCA (European Network for the Study of Cholangiocarcinoma). Contributing member
- ◆ Spanish Society of Medical Oncology. Seconded member
- ◆ TTD Group (Treatment of Digestive Tumours). Partner

Dr. Enrique Esteban Agustí

- ◆ Head of the Hepatobiliopancreatic Surgery Unit at the Puerta de Torrejón Hospital
- ◆ Member of the Patient Safety Committee of the Hospital Universitario Torrejón
- ◆ General and Digestive Surgeon at the Hospital Universitario Madrid Sanchinarro
- ◆ Associate Professor at the Faculty of Medicine of the Francisco de Vitoria University

Dr. Alberto Álvarez Delgado

- ◆ Attachments Clinical University Hospital of Salamanca
- ◆ Gastroenterology Service, University Hospital of Salamanca
- ◆ Digestive doctor at Policlínicas Hospital General de la Santísima Trinidad
- ◆ Specialist in advanced endoscopic and digestive system techniques
- ◆ Member of Scientific Committees of Spanish Digestive and Endoscopy Societies
- ◆ Degree in Medicine and Surgery from the University of Salamanca

Dr. Aurora Astudillo González

- ◆ Doctor of Medicine and former Scientific Director of the Principality of Asturias Biobank
- ◆ Former Professor of Pathological Anatomy at the University of Oviedo
- ◆ Lecturer at the University of Oviedo and attached to the Central University Hospital of Asturias
- ◆ Ponente TEDx Talks
- ◆ European Board of Neuropathology
- ◆ European Board of Pathology

Dr. Ángel Barturen Barroso

- ◆ General Surgeon in surgeries and hospitals in Biscay
- ◆ Head of the Endoscopy Service, Cruces University Hospital Vizcaya
- ◆ Member of the Spanish Society of Digestive Pathology

Dr. Bertomeu García, Agustín

- ◆ Section of Esophagogastric Surgery
- ◆ General Surgery Service at the University Hospital of Getafe
- ◆ Doctor of the Central Hospital of the Red Cross San Jose and Santa Adela

Dr. María Teresa Betés Ibáñez

- ◆ Gastroenterology Service, Navarra University Clinic
- ◆ Degree and PhD in Medicine from the University of Navarra
- ◆ Specialist in Digestive System by the Clínica Universidad de Navarra
- ◆ Researcher Specialised in the area of Gastroenterology
- ◆ Member of the Editorial Committee of the Spanish Journal of digestive diseases

Dr. Boan García, José Francisco

- ◆ Head of the Molecular Imaging Unit, Ruber International Hospital, Madrid
- ◆ Radiodiagnosis Specialist
- ◆ Researcher expert in Radiology in oncology patients

Dr. Francisco Botella Romero

- ◆ Head of Endocrinology and Nutrition Service
- ◆ Head of the Endocrinology and Nutrition Service at the Albacete University Hospital Complex and Integrated Care Management
- ◆ Assistant Physician at the Puerta de Hierro Clinic
- ◆ Specialist in Endocrinology and Nutrition
- ◆ Coordinator of the Nutrition Area, Spanish Society of Endocrinology Nutrition

Dr. María del Rosario Burón Fernández

- ◆ Medical Director Internal Medicine Department, Infanta Cristina University Hospital
- ◆ Specialist in Internal Medicine
- ◆ Degree in Medicine and Surgery

Dr. Miguel Luis Cabrera Gonzalez

- ◆ Head of IT, Hospital Universitario Son Espases Palma de Mallorca, Spain
- ◆ Degree in Medicine and Surgery
- ◆ Senior Engineer of Computer Science

Dr. Cacho Lavín, Diego

- ◆ Physician in the Medical Oncology Service, Marqués de Valdecilla University Hospital
- ◆ Digestive System Specialist
- ◆ Degree in Medicine

Dr. Alberto Carmona Bayonas

- ◆ Medical Oncology Service, Morales Meseguer University Hospital, Murcia Murcia, Spain
- ◆ Medical Hematology and Oncology Service, Morales Meseguer University Hospital. Murcia, Spain

Dr. Rodolfo Chicas Sett

- ◆ Radiation Oncologist at ASCIRES
- ◆ Consultant Oncology Editor at FESEO
- ◆ Department of Radiation Oncology, Las Palmas Dr. Negrin University Hospital
- ◆ Dr. in Philosophy medicine at the Catholic University of Valencia San Vicente Martir
- ◆ Postgraduate Diploma in Oncology from the University of Navarra
- ◆ Master's Degree in Immuno-Oncology from the Universidad Rey Juan Carlos

Dr. Dulce M. Cruz Santamaría

- ◆ Doctor in the Gastroenterology Service, University Hospital San Carlos, Madrid
- ◆ Digestive System Researcher
- ◆ Degree in Medicine

Dr. Ana Belén Custodio Carretero

- ◆ Medical Oncology Department at La Paz Hospital, IdiPAZ
- ◆ Researcher in Neuroendocrine Tumours
- ◆ Advanced Studies Diploma from the Complutense University of Madrid
- ◆ Degree in Medicine and Surgery from the Complutense University of Madrid
- ◆ Member of the Board of Directors of the Spanish Group of Neuroendocrine and Endocrine Tumours

Dr. Antonio De Lacy

- ◆ Head of the General Surgery Department at the Hospital Clínic de Barcelona
- ◆ Director of the Lacy Surgical Institute (IQL)
- ◆ Specialist in Gastrointestinal Surgery

Dr. Elia Del Cerro Peñalver

- ◆ Head of Radiation Oncology Service
- ◆ Head of the Radiation Oncology Department, QuirónSalud Hospital, Madrid
- ◆ Specialist Pioneers in Radiation Oncology
- ◆ Stays at Princess Margaret Hospital in Toronto (Canada) and at MD Anderson Cancer Center in Houston (University of Texas, USA)

Dr. Emilio Del Valle Hernández

- ◆ Head of General and Digestive Surgery Service, Clinical Hospital Barcelona
- ◆ Chief of the Urology Department, Gregorio Marañón Hospital
- ◆ Associate Teacher of Surgery in UCM
- ◆ Doctor of Medicine, UCM

Dr. Roberto Díaz Beveridge

- ◆ Assistant to the Medical Oncology Department at the Hospital Universitari i Politècnic La Fe
- ◆ Medical Oncology Resident tutor, La Fe Polytechnic University Hospital
- ◆ Doctor of Medicine, Autonomous University of Barcelona
- ◆ Principal Investigator of the Clinical Trial of New Therapies in Neoplasms

Dr. Ana A. Díaz Gavela

- ◆ Assistant Physician of the Treatment Oncology Department, Jaen University Hospital
- ◆ Specialist in Radiotherapeutic Oncology In the Hospital La Princesa Hospital
- ◆ Specialist in Brachytherapy techniques
- ◆ University Lecturer
- ◆ Degree in Medicine and Surgery from the USC
- ◆ Member of: The Spanish Society for Radiation Oncology, European Society for Radiotherapy & Oncology, Spanish Research Group in Neuro-Oncology, Spanish Group of Immuno-Biological Therapies in Cancer, Multidisciplinary Research Group in Radiation Oncology

Dr. José Ángel Díaz Pérez

- ◆ Medical Specialist in Endocrinology and Nutrition at San Carlos Clinical Hospital
- ◆ Specialist in Endocrinology and Nutrition, HM del Sur Hospital
- ◆ Medical Specialist in Endocrinology and Nutrition at San Carlos Clinical Hospital
- ◆ Vice President of the Spanish Group of Neuroendocrine and Endocrine Tumors (GETNE)
- ◆ Degree in Medicine and Surgery from the University of Santiago de Compostela
- ◆ PhD in Internal Medicine from the Complutense University of Madrid
- ◆ Master's Degree in Clinical Management
- ◆ Member of the Tumor Committee at San Carlos Clinical Hospital

Dr. Ismael Díez del Val

- ◆ Head of the Esophagogastric and Bariatric Unit at the University Hospital of Basurto
- ◆ ACS Oesophago-gastric Surgery Coordinator
- ◆ ACS esophago-gastric surgery coordinator (2019 to present)
- ◆ Expert in Emerging Viruses from SECO
- ◆ Member of La Spanish Society of Obesity Surgery

Dr. Leonaldson Dos Santos Castro

- ◆ Oncological Surgeon Abdominopelvic Specialist
- ◆ Oncological Surgeon of the Abdominopelvic Surgery Section of INCA-RJ (National Cancer Institute)
- ◆ Doctor of Medicine in General Surgery in the Abdominal Sector from the Federal University of Rio de Janeiro
- ◆ Member of Americas Hepato-Pancreato-Biliary Association

Dr. Joan Fabregat Prous

- ◆ Head of the General Surgery Section, Bellvitge university Hospital
- ◆ Head of Lower Extremities Unit
- ◆ Principal Investigator of the Hepatobiliopancreatic Pathology Research Group at the Bellvitge Biomedical Research Institute (IDIBELL)
- ◆ Winner of the "Pere Virgili" prize of the Catalan Society of Surgery

Dr. José María Fernández Cebrián

- ◆ Chief Department of General and Digestive System Surgery, Ramón y Cajal Hospital. Madrid
- ◆ Specialist in General and Digestive System Surgery
- ◆ Collaborator of the General and Digestive System Surgery Department. (Team of Dr. J.A. Pascual) of the CEMTRO Clinic
- ◆ General Practitioner in in Public Social Security Systems for Member States European Communities
- ◆ Management and Directing and Clinical Units
- ◆ Advanced Programme in Management in Health Institutions. III Edition of the University of Navarra at IESE Business School

Dr. Angélica Figueroa Conde-Valvís

- ◆ Coordinator of the Epithelial Plasticity and Metastasis Group at the Institute of Biomedical Research of A Coruña
- ◆ Stays at the National Institute of Health in the USA and Australia
- ◆ PhD in Biology Molecular from the Autonomous University of Madrid (UAM)
- ◆ Degree in Biology Medicine from the Complutense University of Madrid (UCM)

Dr. Constantino Fondevila Campo

- ◆ General and Digestive Surgery Resident Tutor, La Paz University Hospital
- ◆ Chief Cardiology Service of General and Digestive System Surgery, Doce de Barcelona University Hospital
- ◆ Specialist Speaker on Liver Transplantation and Hepatobiliarypancreatic Surgery at World Congresses
- ◆ Author of 120 articles Public in national international journals
- ◆ National Surgery Award from the Spanish Association of Surgeons
- ◆ Degree in Medicine from the University of Navarra
- ◆ Selected as International Guest Scholars by the American College of Surgeons

Dr. Pablo Galindo Jara

- ◆ Head of the General and Digestive System Surgery Department at La Luz Quirón Hospital Madrid
- ◆ President for the Digestive Tumors Committee at La Paz University Hospital
- ◆ Member of the Oncology Committee of the University Hospital of Torrejón
- ◆ Finalist in the VI Albert Jovell Awards as the most relevant health professional in the field of oncology
- ◆ Degree in Medicine

Dr. María Teresa García-Baquero Merino

- ◆ Specialist in Palliative Care
- ◆ Regional Coordinator of Palliative Care in the Community of Madrid
- ◆ Author of articles and research published nationally and internationally
- ◆ Medical Education Award from the Lilly Foundation - Complutense University of Madrid
- ◆ Degree in Medicine and Surgery from the University of Extremadura
- ◆ Master in Palliative Care, University of Kingdom in United Kingdom

Dr. Álvaro García-Sesma Pérez

- ◆ Specialist Doctor in General and Digestive System Surgery, Doce de Octubre University Hospital
- ◆ Specialist in General and Digestive System Surgery at the "Gómez Ulla" Central Defense Hospital
- ◆ Operating Room Members in the Abdominal Organ HBP Surgery and Transplant Unit at the 12 de Octubre University Hospital
- ◆ Author of, monographs and articles in national and international journals
- ◆ Keynote speaker at congresses, conferences, round tables, symposia and courses worldwide
- ◆ PhD from the Complutense University of Madrid
- ◆ Degree in Medicine and Surgery from the Autonomous University of Madrid
- ◆ Member of: Spanish Association of Surgeons, Spanish Society for the Surgery of Morbid Obesity and Metabolic Disorders (SECO), International Federation for the Surgery of Obesity and Metabolic Disorders (IFSO), Transplantation Society, Spanish Society of Transplantation, Spanish Society of Liver Transplantation

Dr. Mariano González-Haba Ruiz

- ◆ Physician Specialist in the Gastroenterology and Hepatology Service of the University Hospital Puerta de Hierro
- ◆ Member of the Endoscopy Unit of the Puerta de Hierro University Hospital
- ◆ Specialist in the Gastroenterology and Hepatology Service at MD Anderson Cancer Center
- ◆ Degree in Medicine from the Autonomous University Madrid

Dr. Joan Gornals Soler

- ◆ Head of the Endoscopy Service, Bellvitge University Hospital Barcelona, Spain
- ◆ Digestive System Specialist
- ◆ Doctor at Centro Médico Teknon
- ◆ Doctorate in Medicine from the University of Barcelona

Dr. Luis González Bayón

- ◆ General Surgeon at the Gregorio Marañón General University Hospital,
- ◆ Director of the Malignant Peritoneal Disease Programme at the Hospital General Universitario Gregorio Marañón
- ◆ Member of the Adult Clinical Liver Transplant Group at the Hospital General Universitario Gregorio Marañón
- ◆ Member of the Advanced Oncological Surgery Group for Abdominal and Pelvic Tumours at the Hospital General Universitario Gregorio Marañón
- ◆ Fellowship funded by the International Union Against Cancer (UICC) for the Study of Malignant Peritoneal Disease in the Department of Surgical Oncology at the Washington Cancer Institute with Dr. Paul H. Sugarbaker
- ◆ European Board of Surgery Qualification in Surgical Oncology of the European Society for Surgical Oncology. Paris
- ◆ Doctorate degree with Cum Laude from the Complutense University of Madrid with the thesis Role of macrophages in the development of liver metastases in colon cancer. Experimental study in rats
- ◆ Associate Teacher of Upper Urinary at the Complutense University of Madrid

Dr. Diego Hernández García-Gallardo

- ◆ General and Digestive System Surgeon at Hospital Quirónsalud San José
- ◆ Specialist Physician in the Department of General Surgery, Digestive System and Abdominal Organ Transplant at the Hospital Universitario 12 de Octubre. Madrid
- ◆ Author of the book Surgery in War: Therapeutic Milestones Throughout the History of Warfare
- ◆ PhD in Medicine from the Complutense University of Madrid with the thesis Multivariate analysis of graft loss in adult orthotopic liver transplantation

Dr. Maite Herráiz Bayod

- ◆ Head of the Unit of Prevention and High Risk of Digestive Tumors, Clínica Universitaria de Navarra
- ◆ President of the Immunology Committee of the Spanish Society of Digestive Endoscopy (SEED)
- ◆ Postdoctoral fellowship at the High Risk Digestive Tumor Clinic of the Massachusetts General Hospital at Harvard University
- ◆ Specialist in the Digestive System Service, Clínica Universitaria de Navarra
- ◆ PhD in Medicine and Surgery from the University of Navarra

Dr. Javier Ibáñez Aguirre

- ◆ Head of the General Surgery Service, Galdakao Hospital, Vizcaya
- ◆ Research Fellow in Surgical Intervention for Oncology Patients
- ◆ Degree in Medicine Dr. Rosa María Jiménez Rodríguez

Dr. Jiménez-Fonseca, Paula

- ◆ Medical Oncologist in the Digestive and Endocrine Tumours Section at the Central University Hospital of Asturias
- ◆ PhD in Medicine from the University of Oviedo
- ◆ Researcher and Coordinator of scientific studies for the Spanish Group of Neuroendocrine and Endocrine Tumours (GETNE)
- ◆ Researcher and Coordinator of scientific studies for the Spanish Society of Medical Oncology (SEOM)
- ◆ Coordinator of the ICARO Adrenocortical Cancer Registry at the Spanish Society of Endocrinology and Nutrition (SEEN)
- ◆ President of the AGAMENON Gastric Cancer Research Group of the Spanish Society of Medical Oncology (SEOM)
- ◆ Member of the Spanish Society of Endocrinology and Nutrition (SEEN), Spanish Society of Medical Oncology (SEOM), TTD (Board of Directors)

Dr. Adelaida Lacasta Muñoa

- ◆ Assistant Doctor in Medical Oncology at the Donostia University Hospital
- ◆ Oncologist at the Nuestra Señora de Aranzazu Hospital
- ◆ Research Scientist in the Area of Cancer and Digestive Pathologies
- ◆ Degree in Medicine

Dr. Laquente Saez, Berta

- ◆ Physician in the Medical Oncology Service, Catalan Institute of Oncology
- ◆ Assistant Doctor in the Medical Oncology Department at the Duran i Reynals Hospital
- ◆ Specialist Doctor at the Duran i Reynals Hospital
- ◆ Tumour Angiogenesis Researcher at the Bellvitge Biomedical Research Institute (IDIBELL)
- ◆ Researcher, Catalan Institute of Oncology
- ◆ PhD in Medicine and Surgery

Dr. Pedro Carlos Lara Jiménez

- ◆ Head of the Radiation Oncology Service at San Roque University Hospitals
- ◆ Director of the Canary Islands Cancer Institute
- ◆ Head of the Department of Oncological Radiology at the University Hospital of Gran Canaria Doctor Negrín
- ◆ Master's Degree in Family Intervention from the University of Gran Canaria
- ◆ Secretary of the Spanish Society of Radiotherapy Oncology (SEOR)
- ◆ Secretary of the Spanish Society of Clinical Oncology (SEOC)

Dr. José Lariño Noia

- ◆ Assistant Physician in the Gastroenterology Service, Clinical Hospital university of Santiago. Santiago de Compostela
- ◆ First Rising Star Award by the Spanish Society of Digestive Pathology (SEPD)
- ◆ Co-investigator in 4 research projects and 8 privately funded clinical trials
- ◆ Degree in Medicine and Surgery from the University of Santiago de Compostela

Dr. Francisco Javier León Díaz

- ◆ Specialist Doctor in Oncological Surgery of the Digestive Tract
- ◆ Surgeon of the General and Digestive System Surgery Service at the University Hospital of Málaga
- ◆ Specialist in the Hepatic and Pancreatic Transplant Programme at the Regional University Hospital of Malaga
- ◆ Rooms in the Refractive Surgery Unit at the Baviera Clinic in Alicante
- ◆ Stay at the Institute for Advanced Laparoscopic Surgery
- ◆ Surgeon of the Coloproctology Unit at the Clinical University Hospital. Valencia, Spain
- ◆ Surgeon of the General and Digestive System Surgery Service at the University Hospital Fundación Jiménez Díaz. Malaga, Spain
- ◆ Doctor of Medicine and Surgery from the University of Málaga
- ◆ Master's Degree in Research Methodology in Health Sciences from the University of Salamanca
- ◆ Postgraduate Studies in Child and Adolescent Basics, University of Barcelona
- ◆ Member of: Spanish Chapter of the International Hepatopancreatobiliary Association, Spanish Association of Surgeons, Spanish Liver Transplantation Society

Dr. María Luisa Limón Mirón

- ◆ Physician in the Medical Oncology Service, Virgen del Rocío University Hospital Sevilla, España
- ◆ Digestive Tumour Investigator
- ◆ Degree in Medicine

Dr. José Ángel López Baena

- ◆ Coordinator of the Hepatobiliopancreatic Surgery Unit of the General Surgery Service at the Hospital General Universitario Gregorio Marañón
- ◆ Surgical Coordinator of the Liver Transplant Programme at the Gregorio Marañón General University Hospital
- ◆ General Surgeon and Specialist in Liver Transplantation and Bariatric Surgery
- ◆ Chief Cardiology Service of General and Digestive System Surgery, Quirónsalud University Hospital Madrid
- ◆ General Surgeon at the University Hospital El Escorial
- ◆ Associate Professor in Surgical Pathology I of the Surgery Department
- ◆ PhD in Medicine from the Complutense University of Madrid
- ◆ Master's Degree in Health Management from the European University Miguel of Cervantes

Dr. López Guerrero, José Antonio

- ◆ Clinical Head of the Molecular Biology Laboratory of the Medical Oncology Service at the Valencian Institute of Oncology (IVO)
- ◆ PhD in Biology

Dr. Carlos López López

- ◆ Specialist in Medical Oncology Service, Marqués de Valdecilla University Hospital
- ◆ Clinical Observer at Fox Chase Cancer Center Comprehensive Cancer Center. Philadelphia
- ◆ Degree in Medicine from the University of Cantabria
- ◆ Master's Degree in Molecular Oncology by the National Cancer Research Center
- ◆ Member of: Spanish Society of Medical Oncology (SEOM), Scientific Committee of the Spanish Group for the Treatment of Digestive Tumours (TTD), Spanish Group of Neuroendocrine Tumours (GETNE), Spanish Group of Orphan and Infrequent Tumours (GETHI)

Dr. Rafael López López

- ◆ Head of the Medical Oncology Department, Complej. Hospitalario Universitaria de Santiago de Compostela
- ◆ Director of the Translational Medical Oncology Group at the Instituto de Investigación Sanitaria de Santiago de Compostela
- ◆ Creator of Medical Oncology Service, Hospital de Navarra. Vitoria, Spain
- ◆ Research Physician at the Department of Oncology, Free University Hospital. Amsterdam
- ◆ Principal Investigator of more than 100 clinical trials, with emphasis in the field of Translational Research in Solid Tumours
- ◆ Author of 200 articles in national and international journals of highly prestigious
- ◆ Founding Partner of the company Nasasbiotech
- ◆ Degree in Medicine from the Autonomous University Madrid
- ◆ Permanent Member of the Royal Academy of La Medicine and Surgery of Galicia
- ◆ Member of: European Society for Medical Oncology (ESMO), Sociedad Española de Oncología Médica (SEOM), American Society for Clinical Oncology (ASCO), American Association for Cancer Research (AACR)

Dr. Antonio Maldonado Suárez

- ◆ Head of the Nuclear Medicine and Molecular Imaging Department, Quirónsalud University Hospital
- ◆ Medical Director at Centro Pet Complutense
- ◆ Medical Coordinator in the PET Division of the Recoletas Group
- ◆ Head of the Molecular Imaging Unit, Ruber International Hospital
- ◆ Speaker at more than 300 national and international conferences
- ◆ Author of more than 200 Scientific Assignments
- ◆ PET International Expert at the International Atomic Energy Agency
- ◆ Degree in Medicine and Surgery from the UNIZAR
- ◆ Member of: EORTC PET Group Study, Spanish Society of Nuclear Medicine and Nuclear Imaging, European Society of Nuclear Medicine and Nuclear Imaging, American Society of Nuclear Medicine and Nuclear Imaging

Dr. Alejandro Manrique Muncio

- ◆ Digestive System and Abdominal Organ Transplant Surgeon at the 12 de Octubre University Hospital
- ◆ Doctor in the General Surgery, Digestive System and Abdominal Organ Transplant Department of the Hospital Universitario 12 de Octubre
- ◆ Specialist in BPH Surgery and Abdominal Transplantation
- ◆ Associate lecturer at UCM
- ◆ Doctor of Medicine, UCM
- ◆ Degree in Medicine

Dr. Maite Maroto Castellanos

- ◆ Medical specialist in General and Hepatology Gastroenterology
- ◆ Specialist Physician, Intensive Care Medicine Department, San Carlos University Hospital Madrid
- ◆ Specialist in General Gastroenterology and Hepatology at the Clinical Institute of the Digestive System
- ◆ Author of numerous scientific articles at national and international level
- ◆ Graduate in Medicine from the UPNA

Dr. David Martínez Ares

- ◆ Head of the Digestive Department at the Hospital Quirónsalud Miguel Domínguez
- ◆ Medical Director and Founder of the Instituto Gallego de Enfermedades Digestivas (Galician Institute of Digestive Diseases)
- ◆ Advanced and Therapeutic Gastroenterologist Endoscopist at Quirónsalud Hospital in A Coruña
- ◆ Medical Specialist in the digestive area Vigo University Hospital Complex
- ◆ Doctorate in Health Sciences, University of A Coruña
- ◆ Degree in Medicine and Surgery from the USC
- ◆ Master's Degree in Immune-mediated Inflammatory Diseases at the Universidad Europea
- ◆ Master's Degree in health management and from IFFE Business School

Dr. Eva Martínez de Castro

- ◆ Physician in the Medical Oncology Service, Marqués de Valdecilla University Hospital
- ◆ Head of the Hereditary Cancer Unit of the Medical Oncology Service of the Marqués de Valdecilla University Hospital
- ◆ Author of numerous scientific articles published in high- prestigious journals
- ◆ Author of Spanish clinical guidelines on Hereditary Cancer and Digestive Neoplasms
- ◆ Graduate in Medicine from the UNICAN
- ◆ Member of: Spanish Society of Medical Oncology and the Spanish Group of Digestive Tumors (TTD)

Dr. Olaia Martínez Iglesias

- ◆ Director of the Medical Epigenetics Laboratory at EuroEspes
- ◆ Researcher and professor at the Alberto Sols Institute of Biomedical Research
- ◆ Leader of the Epithelial Plasticity and Metastasis Research Group at the Institute for Biomedical Research of A Coruña (INIBIC)
- ◆ Doctorate in Biomedicine from the Autonomous University Madrid
- ◆ Degree in Biology from the from A Coruña

Dr. Alberto Martínez Isla

- ◆ Consultant Surgeon at St. Marks Hospital, Northwick Park, London
- ◆ Consultant Surgeon at Ealing Hospital in London
- ◆ General Surgeon at Hammersmith Hospital in London
- ◆ Surgeon in gastrointestinal at Hospital Puerta de Hierro
- ◆ Degree in Medicine and Surgery from the University of Santiago de Compostela
- ◆ Member of: Association of Surgeons and the United Kingdom and Ireland (ASGBI), International Hepato-Pancreato-Biliary Association, Royal College of Surgeons of England

Dr. Javier Martínez Trufero

- ◆ Specialist in Medical Oncology at Miguel Servet University Hospital
- ◆ PhD in the Medical Oncology the University of Zaragoza
- ◆ Member of: Spanish Sarcoma Research Group (GEIS), Spanish Head and Neck Cancer Research Group (TTCC), American Society of Clinical Oncology (ASCO), European Society for Medical Oncology (ESMO), Connective Tissue Oncology Society (CTOS), Spanish Society of Medical Oncology (SEOM)

Dr. Manuel Mejías Estévez

- ◆ Coordinator of the Palliative Care Working Group of the Spanish Society of Primary Care Physicians
- ◆ Independent advisor to the Technical Committee of the National Health System Palliative Care Strategy
- ◆ Director of the Training and Research Department at the SantÁngela Institute specialising in Chronic Illness, Mental Illness, Advanced Illness and Palliative Care
- ◆ Family Doctor for different instances and centres in the Andalusian Health Service
- ◆ Master's Degree in Palliative Care from the University Pontificia Comillas
- ◆ Master's Degree in Care for Caregivers of Dependent Persons from the University of Seville
- ◆ Expert in Pain in Primary Care by the University of Cadiz

Dr. Ramiro Jesus Méndez Fernández

- ◆ Head of the Abdominal Radiology and Magnetic Resonance Section at Nuestra Señora del Rosario Hospital
- ◆ Specialist Radiologist in the Magnetic Resonance Imaging Section at the Hospital Clínico San Carlos
- ◆ Specialist in Radiodiagnostics at the San Carlos Clinical Hospital
- ◆ Former President of the Spanish Society for Abdominal Diagnostic Imaging (SEDIA)
- ◆ Radioactive Installations Supervisor at the Energy, Environmental and Technological Research Centre (CIEMAT)
- ◆ Degree in Medicine and Surgery from the University Santiago de Compostela
- ◆ Lecturer at the School of Radiology Technicians at the Hospital Clínico San Carlos
- ◆ Lecturer in General Radiology at the CEU San Pablo University
- ◆ Deputy Editor and member of the Editorial Board of the Journal Radiology
- ◆ Reviewer of articles in medical journals such as Revista Clínica Española or European Radiology

Dr Álvaro Arjona Sánchez

- ◆ Specialist in the Oncological Surgery Unit and in the Liver and Pancreas Transplant Unit of the HU Reina Sofía
- ◆ Coordinating researcher of the Emerging Research Group "Research in peritoneal and retroperitoneal oncological surgery"
- ◆ Associate Professor in the Department of medical-surgical specialties at the University of Cordoba
- ◆ Doctor of Medicine from the University of Cordoba
- ◆ European Board in Oncological Surgery
- ◆ Member of the European Expert Committee on Pseudomyxoma Peritoneum Treatment

Dr. Gloria Paseiro Crespo

- ◆ Head of the General and Digestive System Service at the Infanta Leonor Hospital
- ◆ Specialist in General and Digestive System Surgery at the Infanta Leonor Hospital
- ◆ Specialist in the General and Digestive Surgery Service of the University Hospital of Guadalajara
- ◆ Teaching Coordinator of Physiopathology and Surgical Propaedeutics at the Complutense University of Madrid
- ◆ PhD in Medicine and Surgery from the Complutense University of Madrid
- ◆ Degree in Medicine and Surgery from the Autonomous University of Madrid
- ◆ Speciality in General and Digestive System Surgery at the 12 de Octubre University Hospital
- ◆ Master's Degree in Clinical Management, Medical and Healthcare Management from the CEU Cardenal Herrera University

Dr. Gloria Ortega Pérez

- ◆ Specialist in the Digestive Tumours and Peritoneal Oncology Unit at the MD Anderson Cancer Center Madrid
- ◆ Degree in Medicine and Surgery from the Autonomous University of Madrid
- ◆ Speciality in General and Digestive System Surgery at the 12 de Octubre University Hospital
- ◆ Fellowship in Gastrointestinal Oncologic Surgery at Washington Hospital Center
- ◆ Master in Molecular Oncology and Molecular Bases of Cancer at the CNIO National Cancer Research Centre

Dr. Carlos Pacas Almendarez

- ◆ Specialist in Hepatobiliary Diseases at the Infanta Sofía University Hospital
- ◆ Facultative Area Specialist in the Digestive from Donostia Hospital (2019)
- ◆ Facultative Area Specialist in the Digestive from Donostia Hospital (2019)
- ◆ Gynecology and Obstetrics Area Specialist at Infanta Sofia University Hospital
- ◆ Specialist in Gastroenterology and Hepatology at University Hospital La Paz
- ◆ Master's Degree in from the University Institute Higher Institute of Medical Sciences of Havana Vat
- ◆ Doctor of Medicine from the University of of El Salvador, El Salvador)
- ◆ Degree in Medicine and Surgery
- ◆ Member of ESGE, SEPD, and SEED
- ◆ Degree in Medicine from the Autonomous University Madrid

Dr. Eliana Montiel Portillo

- ◆ Digestive System Specialist
- ◆ Doctor Specialist in Gastroenterology the Infanta Elena University Hospital
- ◆ Specialist in Digestive System at the Central Hospital of Asturias
- ◆ Digestive system specialist at the university Central Hospital of Asturias (SEPD)

Dr. Rubén Fernández Martos

- ◆ Doctor Specialist in Ophthalmology at La Paz University Hospital
- ◆ Head of Patient Safety, Digestive System Surgery Department, La Paz University Hospital
- ◆ Degree in Medicine from the Autonomous University Madrid
- ◆ Specialist in Gastroenterology and Hepatology at the University Hospital La Paz
- ◆ Master's Degree in Digestive Endoscopy the Catholic University of Valencia San Vicente Mártir

Dr. María Teresa Álvarez-Nava Torregosa

- ◆ Specialist in the Endoscopy Unit of the Digestive System Service of the Hospital Universitario 12 de Octubre
- ◆ Honorary Collaborator of the Department of Medicine from the University Universidad Complutense de Madrid
- ◆ Degree in Medicine from the University of Oviedo
- ◆ Master's Degree in Endoscopic Ultrasonography at the University of Alcalá de Henares
- ◆ Specialty Tract Pathologies at 12 de Octubre University Hospital

Dr. Guillermo González Redondo

- ◆ Specialist in Digestive System at the Central Hospital of Asturias
- ◆ Member of the Interdisciplinary Committee TNE at Hospital Infanta Sofía-Hospital Gregorio Marañón
- ◆ Master's Degree in Pediatric Dentistry at the CEU Cardenal Herrera University
- ◆ Photojournalism Teacher at the University of Valladolid
- ◆ Degree in Medicine and Surgery from the University of Valladolid
- ◆ Member of the Spanish Society of Digestive Pathology in (SEPD)
- ◆ Member of the Spanish Association hepatic studies (AEEH)
- ◆ Member of the Asociación Castellana de Aparato Digestivo (ACAD)
- ◆ Member of the European Pancreatic Club

Dr. Alberto Arencibia Cerpa

- ◆ Digestive System Specialist
- ◆ General and digestive surgeon at the Digestive and Surgery Unit Vithas– CMED. Hospital Vithas Madrid La Milagrosa
- ◆ Digestive System Specialist at CMED
- ◆ Specialist physician at Hospital Virgen del Mar, Clínica Fuensanta and Clínica Cisme, Madrid
- ◆ Attending Physician in the Digestive System Department at the Hospital General Universitario La Paz, Madrid
- ◆ Professor of Digestive System Updating at Hospital Universitario La Paz
- ◆ Clinical teaching collaborator Cone the Autonomous University of Madrid
- ◆ Coordinator of the digestive ultrasound program José María Segura Cabral. La Paz University Hospital
- ◆ Several publications in congresses and scientific journals
- ◆ Degree in Medicine from the University of Alcalá
- ◆ Specialty Tract Pathologies at La Paz University Hospital
- ◆ Multiple refresher programs in digestive medicine and continuing education
- ◆ Best Oral Communication Award of the Congress of the Spanish Association of Digestive Diseases
- ◆ Member of Sociedad Española de Aparato Digestivo, Grupo Español de Trabajo de la Enfermedad de Crohn y Colitis Ulcerosa

Dr. Mariana Tavecchia Castro

- ◆ Digestive System Specialist Physician
- ◆ Gastroenterologist at La Paz University Hospital
- ◆ PhD in Medicine and Surgery from the Complutense University of Madrid
- ◆ Member of Spanish Society of Neurology (SEN) and the Illustrious Official College of Physicians of Madrid

Dr. Burgos García, Aurora

- ◆ Head of the Digestive Endoscopy Department at La Paz University Hospital
- ◆ Doctor Specialty Tract Pathologies at La Paz University Hospital
- ◆ Clinical symptoms Teaching Collaborator at the Autonomous University of Madrid
- ◆ Degree in Medicine and Surgery from the University of Extremadura
- ◆ Degree in International Cooperation and Health Promotion in Gastroenterology and Hepatology at the Francisco de Vitoria University
- ◆ Rooms at the University Hospital Keio. Tokyo, Japan

Dr. Luisa Adán Merino

- ◆ Associate Doctor at Infanta Leonor University Hospital
- ◆ Resident Medical Intern at the University Hospital La Paz
- ◆ Secretary for the Digestive Tumors Committee at La Paz University Hospital
- ◆ Associate Professor from the Department of Medicine, Complutense University of Madrid
- ◆ Doctorate in Medicine from the Complutense University of Madrid
- ◆ Graduate in Medicine and Surgery from the University of Valladolid

Dr. Cristina Fernández de Castro

- ◆ Specialist in Digestive System at the Central Hospital of Asturias
- ◆ Specialist in Digestive System Surgery at Severo Ochoa University Hospital
- ◆ Physician of the Digestive System Service at the San José Quirón Hospital
- ◆ Specialist in Digestive System at the Postgraduate Certificate Central Hospital of Asturias
- ◆ Degree in Medicine and Surgery from the University of Cantabria
- ◆ Master's Degree in Hepatology from the CEU Cardenal Herrera University
- ◆ Expert in Hepatology from CEU Cardenal Herrera University
- ◆ Expert in main liver diseases from CEU Cardenal Herrera University
- ◆ University Expert in Digital Teaching in Medicine and Autoimmunity by CEU Cardenal Herrera University
- ◆ University Expert in Hepatocellular Carcinoma and liver transplantation by CEU Cardenal Herrera University

Dr. Lucia Ciriano Hernández

- ◆ Digestive System Specialist
- ◆ Digestive System specialist at the University Hospital HM Sanchinarro
- ◆ Specialist in Digestive System at the Central Hospital of Asturias
- ◆ Degree in Medicine and Surgery, University of Alcalá
- ◆ ESD Observation Stay at Keio University Hospital and Cancer Center, Japan

Dr. Eun-Jin Han

- ◆ Digestive System Specialist
- ◆ Area Specialist in the Digestive System Department. Infanta Sofía University Hospital
- ◆ Specialist Doctor in Digestive Tract Care Medicine Department at the University Hospital HM Sanchinarro
- ◆ Internal Medical Resident of the Digestive Tract Medicine Department University Hospital La Paz
- ◆ Resident Physician of the General Surgery Service. Social Security Institute
- ◆ Internal Medicine Physician. Clinicas Hospital
- ◆ Emergency Practitioner. Emergency Medical Center
- ◆ Degree in Medicine and Surgery from the National University of Asuncion
- ◆ Medical Degree from the Ministry of Education and Science. Spain
- ◆ Specialty Tract Pathologies at La Paz University Hospital
- ◆ Training in Digestive Echoendoscopy at the University Hospital La Paz
- ◆ External work rotations: Motility Unit - Hospital Clínico de Valencia in October
- ◆ General Surgery Residency: Instituto de Previsión Social Asunción - Paraguay
- ◆ Clinical Stay in the Emergency Department: Hospital de Emergencias Médicas Asunción

Dr. María Domínguez Rodríguez

- ◆ Medical Specialist of the digestive system
- ◆ Specialist in Digestive System at the Infanta Sofia Hospital
- ◆ Specialist in Digestive System at the Severo Ochoa Hospital
- ◆ Digestive System Specialist. Gomez Ulla Central Hospital of Defense
- ◆ Resident Physician in Family and Community Medicine. La Princesa University Hospital
- ◆ Degree in Medicine and Surgery from the University of Santiago de Compostela

Dr. Jorge Carmona

- ◆ Digestive System Specialist
- ◆ General and digestive surgeon at the Digestive and Surgery Unit. Hospital Vithas Madrid La Milagrosa
- ◆ Specialist in Medical Surgical Center of Digestive Diseases
- ◆ Digestive System Specialist at the University Hospital of Móstoles
- ◆ Digestive System Specialist. University Hospital La Paz of Madrid
- ◆ University associate professor
- ◆ Degree in Medicine from the University of Alcalá de Henares, Madrid
- ◆ Master's Degree in Inflammatory Bowel Disease at the University of Granada
- ◆ Training as a specialist in Gastroenterology and Hepatology at the University Hospital La Paz
- ◆ Master's Degree in Inflammatory Bowel Disease. University of Granada
- ◆ Master's Degree in Advanced Digestive Endoscopy SEED. Murcia Catholic University
- ◆ Member of Spanish Society of Digestive System, Spanish Working Group on Crohn's Disease and Ulcerative Colitis





Dr. Olivia Crivillén Anguita

- ◆ Specialist in Gastroenterology and Hepatology at the Infanta Leonor Hospital
- ◆ Resident Physician at the University Hospital La Paz
- ◆ Degree in Medicine from the University of Alcalá, Spain

Dr. Diego De Frutos Rosa

- ◆ Digestive System Specialist at the University Hospital Puerta de Hierro
- ◆ Associate researcher in national multicenter studies in endoscopy: ENDOHEM, ENDOCOLES, COLOHEM
- ◆ Member of the Research Group in Therapeutic Endoscopy and Digestive Oncology, IDIPHIMSA, H. U. Puerta de Hierro-Majadahonda
- ◆ Digestive System Specialist, Our Lady of the Rosary Hospital
- ◆ Digestive System specialist at Virgen del Mar and Sanitas La Moraleja Hospitals
- ◆ Digestive Tract Resident Physician. Prince of Asturias Hospital
- ◆ Doctorate in Medicine and Surgery at the Autonomous University of Madrid
- ◆ Degree in Medicine from the University of Valladolid
- ◆ Diploma in Statistics in Health Sciences at the Autonomous University of Barcelona
- ◆ Research Methodology: Diploma in Design and Statistics, Health Services. Autonomous University of Barcelona
- ◆ Training in Advanced Endoscopy at the Digestive Endoscopy Unit, Cliniques Universitaires Saint-Luc, Brussels, Belgium
- ◆ Member of the Spanish Society of Digestive Pathology (SEPD), Spanish Society of Digestive Endoscopy (SEED), European Society of Gastrointestinal Endoscopy (ESGE)

Dr. Ramón Pajares Villarroya

- ◆ Digestive System Specialist at the Infanta Sofia Hospital
- ◆ Medical Specialist in Digestive System in Alberdi Digestive System
- ◆ Doctor Specialty Tract Pathologies at La Paz University Hospital
- ◆ Dr. in Medicine from the Universidad Autonoma of Madrid
- ◆ Degree in Medicine and Surgery from the Autonomous University of Madrid
- ◆ Digestive System Specialist
- ◆ Miembro de SEPD, AEED, AEG, GETECCU, ECCO, ACCU, GEMD, SEED

Dr. Beatriz Burgueño Gómez

- ◆ Digestive System Specialist
- ◆ Specialist in Digestive System at the Central Hospital of Asturias
- ◆ Degree in Medicine and Surgery from the University of Valladolid
- ◆ PhD Research in Health Sciences from the University of Valladolid

Dr. Belén Agudo Castillo

- ◆ Digestive Tract Specialist University Hospital Puerta de Hierro
- ◆ Digestive System Specialist at the University Hospital Puerta de Hierro
- ◆ Author of several articles published in scientific journals
- ◆ Member of the Spanish Society of Digestive Pathology

Dr. Marina De Benito Sanz

- ◆ Specialist physician at the Rio Hortega Hospital
- ◆ External rotation at the Ramón y Cajal Hospital in Madrid
- ◆ Graduate in Medicine and Surgery from the University of Valladolid
- ◆ Digestive System Specialist
- ◆ Awarded by the Spanish Society of Digestive Pathology for her research

Dr. Jose Santiago García

- ◆ Digestive System Specialist, University Hospital Puerta de Hierro, Madrid
- ◆ Intensive Care Unit Physician at the Hospital Clinic of Barcelona
- ◆ Stay at the National Hospital Organization Tokyo Medical Center in Japan
- ◆ Resident at Keio University Hospital, Tokyo
- ◆ MIR Osaka University Hospital in Japan
- ◆ Degree in Medicine from the Complutense University of Madrid
- ◆ Member of the Spanish Society of Digestive Pathology
- ◆ Member of the Spanish Society of Digestive Endoscopy
- ◆ Member of the Spanish Association of Gastroenterology
- ◆ Member of the European Society of Gastrointestinal Endoscopy

Dr. Noemi Manceñido Marcos

- ◆ Digestive System Specialist expert in IBD
- ◆ Digestive System FEA at the Infanta Sofia Hospital
- ◆ FEA of Digestive System at University Hospital La Paz
- ◆ Author of numerous scientific publications
- ◆ Lecturer in undergraduate studies in Medicine
- ◆ Doctorate in Medicine from the Autonomous University Madrid

Dr. Yutaka Mitsunaga

- ◆ Medical specialist in Gastroenterology
- ◆ Gastroenterology specialist at Toranomom Hospital
- ◆ Specialist in Gastroenterology at the Yachiyo Medical Center of Tokyo Women's Medical University
- ◆ Author of numerous scientific publications

Dr. Marian García Mayor

- ◆ Medical Specialist in Digestive System at Hospital Gómez Ulla and Hospital HM Montepríncipe
- ◆ Degree in Medicine from the Autonomous University Madrid
- ◆ Dr. in Gerontology at the University of Oviedo
- ◆ Master's Degree in Hepatology at Universidad Cardenal Herrera

Dr. Carlos Chavarría Herbozo

- ◆ Digestive System Specialist at the University Hospital Rey Juan Carlos, Madrid
- ◆ Medical Specialist at the University Hospital Río Hortega
- ◆ Doctorate in Medicine at the Universidad Autonoma of Madrid
- ◆ Master's Degree in Advanced Digestive Endoscopy at the Catholic University of Murcia
- ◆ Postgraduate Diploma in Emergencies and Emergencies in Gastroenterology and Hepatology at the Distance University of Madrid
- ◆ Degree in Medicine and Surgery from Universidad Peruana Cayetano Heredia

Dr. Eva Marín Serrano

- ◆ Digestive System Specialist at the University Hospital La Paz
- ◆ Assistant Physician of the Digestive System at Clínica Ruber Juan Bravo. Madrid
- ◆ President of the Scientific Committee of the Spanish Association of Digestive Ultrasound
- ◆ Secretary of the Spanish Federation of Ultrasound Societies in Medicine and Biology
- ◆ Degree in Medicine and Surgery from the University of Granada
- ◆ Digestive System Specialty at Puerta del Mar University Hospital
- ◆ Doctor of Medicine Cum Laude at the University of Cadiz
- ◆ Master's Degree in Clinical Management, Medical and Healthcare Management at CEU Cardenal Herrera University

Dr. Nurka Cristina Torres Vargas

- ◆ Digestive System Specialist
- ◆ Digestive System Specialist Digestive System Specialist Physician. Osakidetza Basque Health Service
- ◆ Medical specialist in the Digestive System. Polyclinic Ibiza Group
- ◆ Specialist in the Digestive System Service of the Hospital Can Misses, Servei de Salut de les Illes Balears
- ◆ Specialist in the Digestive System Service at Policlínica Nuestra Señora del Rosario
- ◆ Undergraduate Degree in Medicine and Surgery at the Universidad Peruana Cayetano Heredia
- ◆ Postgraduate course in Digestive System at the San Millán-San Pedro de Logroño Hospital Complex
- ◆ MIR Digestive System (R4), with an external rotation at the Marqués de Valdecilla Hospital in Santander, in the specialty of Digestive System (Liver Transplant)

Dr. Carmen Comas Redondo

- ◆ Chief of the Digestive System Service at the Infanta Sofia University Hospital
- ◆ Family and Community Medicine Digestive Tract Resident Interns Tutor
- ◆ Master's Degree in Research Methodology: Design and Statistics in Health Sciences at the Autonomous University of Barcelona
- ◆ Degree in Medicine and Surgery from the Complutense University of Madrid

Dr. Marta Muñoz Fernández de Legaria

- ◆ Medical specialist in Anatomic Pathology at the Hospital General Universitario Infanta Sofía
- ◆ Specialist in Anatomical Pathology at the University Hospital del Henares
- ◆ Degree in Medicine and Surgery from the University of Zaragoza
- ◆ Dr. in Anatomic Pathology from the Complutense University of Madrid
- ◆ Master's Degree in Management, Medical and Healthcare Management from CEU Cardenal Herrera University
- ◆ Master's Degree in Oncologic Pathology Update for Pathology by the CEU Cardenal Herrera University

Dr. David Barquero Declara

- ◆ Medical Oncologist specializing in the Digestive Tract
- ◆ Gastroenterologist in Hospital HM Nou Delfos
- ◆ Specialist in Digestive System and Hepatology at Hospital Sant Joan Despí Moisès Broggi
- ◆ Digestive oncologist in Hospital General de l'Hospitalet
- ◆ Dr. in Internal Medicine from the Autonomous University of Barcelona
- ◆ Member of the Catalan Society of Medical and Surgical Endoscopy

Dr. Takayuki Okamura

- ◆ Gastroenterology Physician at Toranomon Hospital
- ◆ Specialist in Gastroenterology at Teikyo University Hospital
- ◆ Doctor of Medicine from the University of Teikyo
- ◆ Specialist for the Japanese Society for Helicobacter Research
- ◆ Physician certified by the Japanese Society of Internal Medicine

Dr. Gloria Fernández Ruiz

- ◆ Specialist in Gastroenterology at the University Hospital La Paz
- ◆ Clinical teaching collaborator in the Digestive Service of the University Hospital La Paz
- ◆ Degree in Medicine and Surgery from the Complutense University of Madrid
- ◆ Erasmus scholarship at the Victor Segalen University of Bordeaux
- ◆ Stay at the Academic Medical Centrum Hospital of Amsterdam

Dr. Jacobo Ortiz Fernández-Sordo

- ◆ Consultant Gastroenterologist at the Nottingham University Hospital
- ◆ Gastroenterology Associate Specialist for Circle Health
- ◆ Gastroenterologist at the Endoscopy Unit of the University Hospital Central de Asturias
- ◆ Research Associate at the Center for Endoscopic Research and Therapeutics at the University of Chicago Medical Center

Mr. José Ángel Olivas Varela

- ◆ Director of the Soft Management of Internet and Learning (SMILe) Research Group
- ◆ Research Collaborator at the Berkeley Initiative in Soft Computing (BISC) of the University of California
- ◆ Research Fellow at the Artificial Intelligence Center at SRI International, Stanford University
- ◆ Research Collaborator of the Aerospace Engineering and Services Group (INSA-NASA)
- ◆ Director of the IT Department of Project & Portfolio Management (PPM)
- ◆ Consultant in Intelligent Systems for companies such as Southco, Danone or ATT
- ◆ Member of the Spanish Association for Artificial Intelligence

Dr. Samuel Navarro Fos

- ◆ Principal Investigator of the Pediatric Solid Tumors Translational Research Group
- ◆ Researcher at the Health Research Institute of the Hospital Clinic Universitario de Valencia
- ◆ Principal Investigator of the Cooperative Cancer Research Network (Pediatric Tumors)
- ◆ Principal Investigator of the Low Prevalence Neoplastic Diseases Group of the Instituto de Salud Carlos III
- ◆ Member of the European Group of Pathologists for the Study of Ewing's Tumor (PROTHETS)

Dr. Juan Luis Mendoza Hernández

- ◆ Physician of the Digestive System Service at the San Carlos Clinical Hospital
- ◆ Member of the Motility and Digestive Functional Disorders Unit of the San Carlos Clinical Hospital
- ◆ Members of the Endoscopy-Ophthalmology Unit at the San Carlos Clinical Hospital
- ◆ Advisor to the Surgery and Anatomic Pathology Department of the San Carlos Clinical Hospital
- ◆ Medical Specialist in Endocrinology
- ◆ Expert in Endoscopic Therapy of Obesity

Dr. José Vicente Méndez Montero

- ◆ Specialist of the Department of Radiodiagnosis of the San Carlos Clinical Hospital, University Hospital
- ◆ Member of the Interventional Vascular Radiology Unit, Clinical University Hospital San Carlos, Madrid
- ◆ Master's Degree in Magnetic Resonance from the Autonomous University of Madrid
- ◆ Member of European Society of Cardiovascular and Interventional Radiology, Spanish Society of Vascular and Interventional Radiology

Dr. Jesús Paramio Gonzalez

- ◆ Head División of the Molecular Oncology Unit
- ◆ Molecular Oncology Division Manager Unit of the at the Energy, Environmental and Technological Research Centre (CIEMAT)
- ◆ Researcher at the Biomedical Research Institute of the 12 de Octubre University Hospital
- ◆ Specialist in Cell Biology at the Energy, Environmental and Technological Research Center (CIEMAT)

Dr. Fernando Pardo Sánchez

- ◆ Former Director of Hepatobiliopancreatic Surgery and Liver Transplant Service at the Clínica Universidad de Navarra
- ◆ Secretary of Spanish La Society of Liver Transplantation
- ◆ Assistant Physician in General Surgery the Puerta de Hierro Hospital
- ◆ Medical Specialist in General Surgery, USC

Dr. Adolfo Parra Blanco

- ◆ Nottingham University Hospital Consultant Gastroenterologist
- ◆ Head of the Endoscopy Unit at the University Hospital Central de Asturias
- ◆ Digestive System Specialist of the University Hospital of the Canary Islands
- ◆ Interim Physician of the Department of Gastroenterology at PUC
- ◆ Expert in Early Digestive Neoplasms from Tokyo University of Medicine and Dentistry

Dr. Roberto A. Pazo Cid

- ◆ Specialist in Medical Oncology at Miguel Servet University the Oncology Department of the Hospital
- ◆ Clinical Researcher of Therapists of Aragon Health Research Institute
- ◆ Researcher Associate Centro Nacional de Investigaciones Dermatología (CNIO)

Dr. Miguel Pera Román

- ◆ Medical Director and Professor of Surgery at Hospital del Mar of Parc de Salut MAR
- ◆ Head of the Colorectal Surgery Section at the Hospital del Mar del Parc de Salut MAR
- ◆ Clinical trial leader against recurrent Rectal Tumors with the Instituto de Salud Carlos III
- ◆ Research Associate in Colon and Rectal Surgery at the Mayo Clinics in Arizona and Minnesota in the United States

Dr. Javier Perdices Ramírez

- ◆ Spanish Healthcare Senior Account Executive en Amazon Web Services
- ◆ CEO and Board Member at ChipCard Salud
- ◆ CIO at Redsys Health
- ◆ Senior Management Consultant in Minsait
- ◆ Director of E-Health at Ártica Telemedicine of CMC Group
- ◆ Managing Director and Founding Partner in Ártica Telemedicine of the CMC Group
- ◆ Researcher at ETSIT of the Bioengineering and Telemedicine Group

- ◆ Graduate in Telecommunications Engineering from the Polytechnic University of Madrid (UPM)
- ◆ Master's Degree in ICT Systems for Health by the Universitat Oberta de Catalunya (UOC)
- ◆ Diploma in Advanced Studies and Research Sufficiency from the Madrid Polytechnic University (UPM)

Dr. José Perea García

- ◆ General and Digestive System Surgeon s Degree in Coloproctology
- ◆ Assistant Surgeon at the University Hospital Fundación Jiménez Díaz
- ◆ Coordinator of the General and Digestive System Surgery Unit of the Vithas Arturo Soria Hospital
- ◆ Surgeon at Nuestra Señora del Rosario Hospital
- ◆ Medical Inspector of the Medical Society SALUS Asistencia Sanitaria
- ◆ Physician as FEA/Adjunct of General Surgery at the 12 de Octubre University Hospital
- ◆ Associate Professor of the Department of Surgery of the Faculty of Medicine at UCM
- ◆ Doctor of Medicine, USAL
- ◆ Participation in more than 10 R&D projects
- ◆ Member of The Spanish Association of Surgeons, Spanish Association of Coloproctology, ESCP, CGA

Dr. Francisco Pérez Roldán

- ◆ Digestive and Endoscopy Devices Specialist
- ◆ Area Specialist Physician at Hospital General La Mancha-Centro
- ◆ Resident Medical Intern at the Gregorio Marañón Hospital
- ◆ Principal investigator and co-author on clinical trials and publications
- ◆ PhD in Medicine from the Complutense University of Madrid
- ◆ Speaker at numerous conferences on digestive pathologies

Dr. David Andrés Pérez Martínez

- ◆ Head of the Neurology Department of the "12 de Octubre" University Hospital
- ◆ Head of the Neurology and Neurophysiology Service at Hospital La Luz
- ◆ Head of the Neurology Section at the University Hospital Infanta Cristina
- ◆ Physician of the Central Hospital of the Red Cross San Jose and Santa Adela
- ◆ Director of the Neurowikia.com portal
- ◆ Director of the Brain Foundation
- ◆ Associate Professor in Neurology at the Complutense University of Madrid (UCM)
- ◆ Postgraduate Diploma in in the evidence by the National University of Distance Education (UNED)
- ◆ University Expert in Probability and Statistics in Medicine by the National University of Remote Education (UNED)
- ◆ President of the Madrid Association of Neurology
- ◆ Member of the Alzheimer Foundation Spain

Dr. Luis A. Pérez Romasanta

- ◆ Head of the Radiation Oncology Department at the University Hospital Clínico Salamanca
- ◆ Assistant Physician at the Hospital Clínico de Santiago de Compostela
- ◆ Assistant Physician at the University Hospital of Valladolid
- ◆ Co-author of the publication *Multidisciplinary Protocols in Oncology*
- ◆ Doctor of Medicine, USC

Dr. Carles Pericay Pijaume

- ◆ Head of Medical Oncology Service at the University Hospital MútuaTerrassa
- ◆ Oncology Physician in Àptima Centre Clínic
- ◆ Oncology Physician at Sabadell Hospital
- ◆ Assistant Physician Specialist in Gastrointestinal Tumors at Sabadell Hospital
- ◆ Author and co-author of numerous scientific articles
- ◆ Doctor in Medical Oncology UAB

Dr. Ignasi Poves Prim

- ◆ Physician General Surgery Service, Del Mar University Hospital, Barcelona
- ◆ University Hospital del Mar, Barcelona, Spain

Dr. Ana Isabel Puente Muñoz

- ◆ Associate Chief of the Neurophysiology Service at the Clínica del Hospital La Luz
- ◆ Head of the Clinical Neurophysiology Unit of the Central Hospital of the Red Cross San Jose and Santa Adela
- ◆ Coordinator of the Sleep and Electroencephalography Unit at Hospital Quirónsalud Sur
- ◆ Coordinator of the Sleep Unit at Sanitas La Moraleja University Hospital
- ◆ Resident Internist in Clinical Neurophysiology at San Carlos Clinical Hospital
- ◆ Author and co-author of scientific articles and books related to her specialty
- ◆ Speaker at numerous Clinical Neurophysiology conferences

Dr. Natalia Ramírez Merino

- ◆ Medical Specialist in Doctor Oncology
- ◆ Assistant Physician in the Medical Oncology Service at the University Hospital Infanta Elena
- ◆ Medical Oncology Specialist in Sanchinarro CIOCC
- ◆ Medical Specialist in Oncology at Centro Integral Oncologico Clara Campal
- ◆ Oncology Attending Physician at IMOncology
- ◆ Assistant Physician of Oncology at Hospital Civil De Guadalajara
- ◆ University Teacher
- ◆ Researcher in Medical Oncology
- ◆ Master's Degree in Molecular Oncology at the CNIO

Dr. José Manuel Ramírez

- ◆ Medical Specialist in Colorectal Surgery
- ◆ Physician in the Department of Surgery, Lozano Blesa University Hospital
- ◆ Co-author of the FADN Pathway, published by the Ministry of Health, Social Services and Equality of the Government of Spain
- ◆ Member of the Spanish Group of Multimodal Rehabilitation
- ◆ Researcher in Colorectal Surgery with more than 100 scientific publications
- ◆ Coordinator of several research groups
- ◆ Director of programs related to Colorectal Surgery
- ◆ Executive Member of the ERAS Society
- ◆ University Lecturer
- ◆ Speaker at Colorectal Surgery Congresses

Dr. Felipe Ramos Zabala

- ◆ Researcher and Medical Specialist in Digestology
- ◆ Physician in the Digestive System Service of the University Hospital HM Montepríncipe
- ◆ Award for the Best Clinical Research Paper in Endoscopy by the Foundation of the Spanish Society of Digestive Endoscopy
- ◆ Award for the Best Oral Poster Communication in Endoscopy by the Spanish Digestive System Foundation
- ◆ Participation at more than 30 national and international dermatology congresses

Dr. Emilio Ramos Rubio

- ◆ Head of the General Surgery La Section, Bellvitge university Hospital
- ◆ Lecturer of Digestive Diseases at the UB
- ◆ Degree in Medicine and Surgery
- ◆ Specialist in General Surgery
- ◆ Author of more than 20 research articles related to the medical field

Dr. Alejandro Repiso Ortega

- ◆ Assistant Physician of the Digestive System Service at the University Hospital La Zarzuela
- ◆ Assistant Physician of the Digestive System Service at the Virgen de la Salud Hospital
- ◆ Digestive Tract Resident Tutor
- ◆ Research collaborations and publication of research articles in the specialized press
- ◆ Doctorate in Medicine and Research Sufficiency by the UCM
- ◆ Rotation at the Endoscopy Unit of the Hospital Clínic de Barcelona
- ◆ Rotation at the Endoscopy Unit of the Hôpital Privé Jean Mermoz in Lyon

Dr. Paula Richart Aznar

- ◆ Specialist of the Medical Oncology Service at the Hospital Universitari i Politècnic La Fe
- ◆ FEA of Unit B: Digestive Tumors, Musculoskeletal Tumors, Skin Tumors, Metastases of Unknown Origin, Endocrine and Neuroendocrine Tumors and Germinal Tumors at La Fe Hospital
- ◆ Assistant Physician of Medical Oncology at the Valencian Institute of Medical Oncology
- ◆ Assistant Physician of Medical Oncology at Manises Hospital
- ◆ Member of the Spanish Society of Medical Oncology (SEOM), the Spanish Multidisciplinary Group on Digestive Cancer (GEMCAD) and the Spanish Group on Cancer of Unknown Origin (GECOD)

Dr. Javier Rodríguez Rodríguez

- ◆ Co-director of the Department of Medical Oncology of the Navarra University Clinic
- ◆ Specialist of the Gastrointestinal Tumors and Hepatobiliary Tumors Area in the Department of Medical Oncology of the Navarra University Clinic
- ◆ Doctor of Medicine, UPNA
- ◆ Degree in Medicine and Surgery from the UPNA
- ◆ Specialist in Digestive System by the Clínica Universidad de Navarra
- ◆ Master's Degree in Immuno-Oncology from the UPNA

Dr. Roiz Andino, Honan

- ◆ Physician in the Emergency Department, Hospital Universitario Príncipe de Asturias, Alcalá de Henares
- ◆ Physician specialized in Geriatric Patient Care
- ◆ Medical specialist with experience in senior centers
- ◆ Degree in Medicine from the University of Valencia
- ◆ Database creation expert

Dr. Jorge Rojas Marcos Rodríguez de Quesada

- ◆ Internal Medicine Specialist at the Rey Juan Carlos University Hospital
- ◆ Coordinator and Field Physician at Doctors Without Borders Organization
- ◆ Degree in Medicine and Surgery
- ◆ Diploma in Hygiene and Tropical Medicine from the Liverpool School of Tropical Medicine
- ◆ Specialist in International Health by the Institute of Tropical Medicine Antwerp

Dr. Fernando Rotellar Sastre

- ◆ Director and Digestive in the General Surgery Departments, Clínica Universitaria de Navarra
- ◆ Surgeon of in Bariatric and Metabolic Surgery
- ◆ Doctor of Medicine, UPNA
- ◆ European Board of Surgery (EBS) Qualification in Transplantation Surgery
- ◆ European Board of Surgery (EBS) Qualification in Hepato-Biliary or Pancreatic Surgery

Dr. Daniel Rueda Fernández

- ◆ Head of the Biomarker Discovery and Pharmacogenomics Unit at PharmaMar
- ◆ Head of Genetic Studies in Hereditary Cancer at the 12 de Octubre. University Hospital
- ◆ Molecular Biologist at Gemolab S.L
- ◆ Research Scientist at Sylentis
- ◆ Dr. in Biochemistry and Molecular Biology from the Complutense University of Madrid (UCM)
- ◆ Degree in Biochemistry Medicine from the Complutense University of Madrid (UCM)

Dr. Ana Isabel Ruiz Casado

- ◆ Physician in the Medical Oncology Service, Puerta del Mar University Hospital
- ◆ Honorary professor and collaborator in the Department of Medicine of the UEM
- ◆ Teaching collaborator at the UEM
- ◆ According to the precepts laid down by Camper Dr. of Medicine, UDC
- ◆ Specialist in Medical Oncology at the 12 de Octubre University Hospital
- ◆ Member of the Breast Cancer Commission of the Puerta de Hierro University Hospital

Dr. Luis Sabater Ortí

- ◆ Head of Section at the Hepatobiliopancreatic Surgery Unit of the Hospital Clínico de Valencia
- ◆ Coordinator of the HBP Tumor Committee of the Hospital Clínico de Valencia
- ◆ FEA of the Department of the Hepatobiliopancreatic Surgery and Peritoneal Carcinomatosis Unit of the Hospital Clínico de Valencia
- ◆ FEA of the Pancreatic Surgery and Pancreas Transplant team at Hospital Clínic de Barcelona
- ◆ University Professor in Health Sciences at the UV as a professor attached to the Department of Surgery
- ◆ Doctor of Medicine, UB
- ◆ European Board of Hepato-Bilio-Pancreatic Surgery

Dr. Araceli Sabino Álvarez

- ◆ FEA of the Medical Oncology Service at the University Hospital Puerta del Mar
- ◆ FEA of Medical Oncology at Hospital Nisa Sevilla Aljarafe
- ◆ Degree in Medicine and Surgery
- ◆ Specialized in Medical Oncology
- ◆ Co-author of the 27th chapter of the 3rd edition of the SEOM Manuel on Continuing Care
- ◆ Co-author of several scientific articles related to thrombotic events in patients with tumors

Dr. Barbara Salas Salas

- ◆ FEA in Radiation Oncology at the University Hospital Doctor Negrin of Gran Canaria
- ◆ FEA in Radiation Oncology at the University Hospital of Gran Canaria
- ◆ Specialist in Radiation Oncology at the Recoletas Oncology Institute
- ◆ Professor at the Official School of Radiotherapy Technicians of the University Hospital Gregorio Marañón
- ◆ According to the precepts laid down by Camper Dr. in Biomedical Sciences from UCM
- ◆ Master's Degree in HIV and Viral Hepatitis from the UCM

Dr. Julio Santoyo

- ◆ Head of General Surgery Service, Carlos Haya Regional Hospital
- ◆ Head of the Advanced Surgery at Vithas de Malaga Hospital
- ◆ Headline Professor of Surgery at UMA
- ◆ Researcher and member of the Board of Transplantation Surgery (UEMS)
- ◆ Doctor in General Surgery and Digestive System by the UCM
- ◆ Expert in Open and Minimally Invasive (Laparoscopic) Surgery of the Liver, Bile Ducts and Pancreas

Dr. Andrés Sánchez Pernaute

- ◆ Chief of Section of General and Digestive System Surgery, Puerta del Sur University Hospital
- ◆ Chief of Section of General and Digestive System Surgery, HM Madrid University Hospital
- ◆ Head of Section of Digestive Surgery at the Hospital Clínico San Carlos
- ◆ FEA General and Digestive Surgery at the University Hospital Principe de Asturias
- ◆ Specialist Surgeon in Gastroesophageal and Morbid Obesity Surgery at Quirón University Hospital
- ◆ Associate Professor at UCM

Dr. Ángel Agustín Segura Huerta

- ◆ Head of the Hereditary Cancer Genetic Counseling Unit at the University Hospital La Fe
- ◆ Clinical Geneticist and Genetic Counselor
- ◆ Researcher in the area of Clinical and Translational Cancer Studies
- ◆ Endocrinology and Nutrition Service Physician at the La Fe University and Polytechnic Hospital
- ◆ Degree in Medicine and Surgery

Dr. Carla Senosiain Lalastra

- ◆ Specialist Doctor in the Gastroenterology Service, Ramón y Cajal Hospital, Madrid
- ◆ Expert in Viral Hepatitis, Colorectal Cancer and Endoscopy
- ◆ Degree in Medicine and Surgery
- ◆ Especialista en Gastroenterología y Hepatología

Dr. Alejandro Serrablo

- ◆ Chief of the Hepatobiliopancreatic Surgery Section at the University Hospital Miguel Servet. Zaragoza, Spain
- ◆ Specialist in the General Surgery Service at the Hospital Lozano Blesa University Clinic
- ◆ Member of the General Council of the Scientific Committee
- ◆ European Association of HPB Surgery Researcher
- ◆ Awarded European Board Surgical Qualification Hepatopancreatic Biliary Surgery
- ◆ Author of several scientific articles related to surgery

Dr. Andrés Valdivieso López

- ◆ Specialist in Surgical, Digestive and Renal Area
- ◆ Head of the HPB Surgery and Liver Transplant Unit at the University Hospital Cruces in Bilbao
- ◆ Head of Service in General Surgery and Gastroenterology at Galdakao Hospital
- ◆ Full Professor of Surgery at the UPV/EHU
- ◆ Doctor of Medicine and Surgery, UPV/EHU
- ◆ Degree in Medicine and Surgery
- ◆ Specialized in General Surgery at Cruces Hospital
- ◆ European Board in Liver Transplantation

Dr. Manuel Vázquez Romero

- ◆ Specialist Doctor in the Gastroenterology Service, University Hospital San Carlos, Madrid
- ◆ Degree in Medicine
- ◆ Specialist in Gastrointestinal Surgery

Dr. Manuel Valladares Ayerbes

- ◆ Specialist in the Medical Oncology Department of the University Hospital Virgen del Rocío
- ◆ Specialist in Medical Oncology at the University Hospital Virgen del Rocío
- ◆ Visiting Researcher at The Norwegian Radium Hospital
- ◆ Assistant Physician in the Medical Oncology Service, A Coruña University Hospital
- ◆ Assistant Physician in the Medical Oncology UGC Service, Reina Sofía University Hospital
- ◆ Doctor of Medicine, UDC
- ◆ Degree in Medicine and Surgery from the US
- ◆ Master's Degree in Molecular Oncology in the National Cancer Research Center and the European School of Oncology

Dr. Vicente Vega Ruiz

- ◆ Specialist in the General Surgery Unit, Puerto Real University Hospital
- ◆ PhD from the University of Cadiz

Alejandro Velastegui Ordoñez

- ◆ Oncologist at the Rey Juan Carlos University Hospital. Spain
- ◆ Rotation at the Digestive Tumors Clinical Research Unit at the Spanish National Cancer Research Center (CNIO)
- ◆ Specialist in Intensive Care Medicine, Gregorio Marañón General University Hospital
- ◆ Specialist in Medical Oncology at Fundación Alcorcón University Hospital
- ◆ Degree in Medicine from the University Catholic of Santiago de Guayaquil

Dr. Ruth Vera García

- ◆ Head of the Medical Oncology Department at the University Hospital of Navarra
- ◆ Oncobiona researcher at the Navarrabiomed Biomedical Research Center
- ◆ President of the Spanish Society of Medical Oncology (SEOM)
- ◆ Degree in Medicine
- ◆ Specialist in Clinical Oncology
- ◆ Author of several academic articles related to the Oncology Area

Dr. Cristina Vicente Martín

- ◆ Associate Chief of the Internal Medicine Department of the Palliative Care Unit at the Rey Juan Carlos University Hospital
- ◆ Specialist in Internal Medicine at the Hospital General Universitario Nuestra Señora del Prado, Madrid
- ◆ Specialist in Internal Medicine at the University Hospital Severo Ochoa with attention in the Acute Palliative Care Unit

- ◆ Specialist in Palliative Care at the San José Institute Foundation
- ◆ Specialist Areas in Palliative Care the Rey Juan Carlos University Hospital, Madrid
- ◆ Area Specialist in Internal Care Medicine at the Infanta Elena University Hospital
- ◆ Associate Professor at the Alfonso X el Sabio University
- ◆ Specialty in Internal Medicine at Severo Ochoa University Hospital
- ◆ Master's Degree in Palliative Medicine and Supportive Care of the Cancer Patient from the Autonomous University of Madrid
- ◆ Master's in Design and Statistics in Health Sciences from the Autonomous University of Barcelona

Dr. Emilio Vicente

- ◆ Director of the General and Digestive Surgery Service at the University Hospital HM Sanchinarro. Madrid
- ◆ Head of the of the Organ Transplant Unit at the Ramón y Cajal University Hospital
- ◆ Head of the General Surgery La Section, Bellvitge university Hospital, Barcelona
- ◆ Professor in Surgery at the CEU San Pablo University
- ◆ Associate Professor of Surgery at the University of Alcalá, Spain
- ◆ Doctorate in Medicine and Surgery from the University of the Basque Country/Euskal Herriko Unibertsitatea (UPV/EHU)
- ◆ Specialist in General Surgery at Nuestra Señora de Aránzazu Hospital
- ◆ Numerary member of the Spanish Medical-Surgical Academy

Dr. Juan Vila Costas

- ◆ Chief of the Endoscopy Section at the University Hospital of Navarra, Spain
- ◆ Specialist in Gastroenterology and Digestive System Treatment
- ◆ Degree in Medicine
- ◆ Author of several articles for national and international scientific media

Dr. Viloria Jiménez, Aurora

- ◆ Geriatrics Palliative Care Unit Specialist
- ◆ Specialist in Palliative Care at the Hospital Clínico San Marcos. Madrid
- ◆ Associate Professor of La Health Sciences at the Complutense University of MadridIII. Madrid
- ◆ Degree in Medicine and Surgery

Dr. Weber Sánchez, Alejandro

- ◆ Director of Advanced Laparoscopic Surgery at Hospital Ángeles de las Lomas
- ◆ Specialist in General: Surgery at the General Hospital of Mexico
- ◆ Consultant Specialist in Laparoscopic Surgery at the General Hospital of Mexico
- ◆ Dr. in Health Sciences from Universidad Anáhuac. Northern Mexico
- ◆ Diploma in Innovations from Universidad Anáhuac. Technology for the 21st Century Teacher
- ◆ Master's Degree in Bioethics from the Institute of Humanities of the Universidad Anahuac
- ◆ Master's Degree in Teacher Training, University Anáhuac
- ◆ Certificate Recovery Specialist by the Grief Recovery Institute
- ◆ Professor of the program of Basic Surgery Course in Accidents and/or Intoxications in Endoscopic Surgery by Johnson & Johnson Medical Mexico

- ◆ Speaker of the Basic Course of Laparoscopic Surgery in Cholangiography and Biliary Tract Management at the Professional Support Center by Johnson & Johnson Medical
- ◆ Professor of the II Basic Course of Laparoscopy in Cholangiography and Biliary Tract Management at the Mexican Association of Laparoscopic Surgery by Johnson & Johnson Medical Mexico
- ◆ Author of the book Manual de Endosutura, by Johnson & Johnson Medical Mexico 1a. Ed. México, D. F

Dr. Miguel Yebra Yebra

- ◆ Specialist in Internal Medicine at the Ramón y Cajal University Hospital
- ◆ Internist at Quirónsalud. Madrid
- ◆ Internal Medicine Specialist at the University Hospital Rey Juan Carlos, Madrid, Spain
- ◆ Degree in Medicine and Surgery from the University of Alcalá de Henares
- ◆ Specialty of Internal Medicine at the 12 de Octubre University Hospital
- ◆ More than a dozen publications in scientific journals
- ◆ Co-author of more than a dozen books and chapters related to the Medical Area



A unique, key, and decisive educational experience to boost your professional development"

05

Structure and Content

The syllabus of the Advanced Master's Degree in Comprehensive Digestive Oncology covers the most relevant and up-to-date aspects in the diagnosis and treatment of digestive oncologic diseases. Thus, the specialist will be updated in digestive pathology, from diagnostic and therapeutic endoscopy to advanced surgery. In addition, the latest advances in the diagnosis, treatment and follow-up of neoplasms of the esophagus, stomach, small intestine, colon and rectum, liver and pancreas will be discussed. All this, taught by renowned medical professionals, who will contribute their experience and practical knowledge in each of the subjects.



“

You are in front of the most complete and updated program in the educational market on Digestive Oncology. Register now and get up to date with the most expert faculty"

Module 1. Molecular Biology and Translational Oncology

- 1.1. Molecular Mechanisms of Cancer
- 1.2. Tumor Immunology: Basis of Cancer Immunotherapy
- 1.3. Role of the Biobank in Clinical Research
- 1.4. Understanding the New Technology: *Next Generation Sequence* (NGS) in Clinical Practice
- 1.5. Liquid Biopsies: Fashion or Future?
- 1.6. Update on Molecular Markers for Treatment Decisions in Gastrointestinal Malignancies
- 1.7. Do Molecular and Immunological Classifications Have Clinical Implications Today?

Module 2. Upper Gastrointestinal Tract Tumors

- 2.1. Differences between Squamous Carcinoma and Esophagus Adenocarcinoma
- 2.2. Endoscopic Aspects of Esophageal Cancer: Diagnosis and Staging
- 2.3. Clinical Impact of 18F-FDG PET/CT in the Therapeutic Management of Patients with Esophageal Cancer
- 2.4. Endoscopic Treatment of Superficial Esophageal Neoplasms
- 2.5. Conventional Surgical Approach to Esophageal Carcinoma
- 2.6. Minimally Invasive and Robotic Surgery of Esophageal Cancer
- 2.7. Evolution in Neoadjuvant and Adjuvant Treatment of Esophageal Cancer
- 2.8. Management of Metastatic Esophageal Cancer
- 2.9. Diagnosis and Staging of Gastric Adenocarcinoma
- 2.10. Minimally Invasive and Robotic Surgery of Gastric Cancer
- 2.11. Lymphadenectomy Extension in Gastric Cancer
- 2.12. Neoadjuvant and Adjuvant Treatment in Gastric Cancer: What Is the Optimal Approach?
- 2.13. The role of radiotherapy treatment in the management of gastric cancer
- 2.14. National Registry of Advanced Gastric Cancer (AGAMENON)
- 2.15. First-Line Treatment of HER2-Negative Metastatic Gastric Cancer
- 2.16. Second-Line Treatment of HER2-Negative Metastatic Gastric Cancer
- 2.17. Metastatic Gastric Cancer: Impact of Drugs Targeting the HER2 Pathway
- 2.18. Metastatic Gastric Cancer: Impact of Immune Checkpoint Inhibitors

Module 3. Lower Gastrointestinal Tract Tumors

- 3.1. Colorectal Cancer: Epidemiology, Etiology and Incidence
- 3.2. Molecular Mechanisms Involved in the Invasion and Metastasis Process in Digestive Tumors
- 3.3. Early Detection Program for Colon and Rectum Cancer
- 3.4. Molecular Classification of Colon Cancer: New insights
- 3.5. Biomarkers in Colorectal Cancer
- 3.6. Familial forms of colorectal cancer (polyposis-associated and nonpolyposis-associated)
- 3.7. Cancer associated with chronic Inflammatory Bowel Diseases and the treatments received
- 3.8. Diagnosis and Endoscopic Management of Polyps and Advanced Lesions
- 3.9. Clinical Impact of FDG-PET/CT in the Staging of Colorectal Cancer
- 3.10. Role of Endoscopic Ultrasonography (EUS) and Magnetic Resonance Imaging in the staging of rectal cancer
- 3.11. Laparoscopic vs. robotic colon cancer surgery
- 3.12. Surgical Management of Familial Non-Polyposis Colon Cancer
- 3.13. Surgery for Familial Adenomatous Polyposis
- 3.14. Current Adjuvant Treatment of Colon Cancer and Proposals for the Future in the Adjuvant Treatment of Colon Cancer
- 3.15. Total Mesorectal Excision: Open, Laparoscopic and Robotic
- 3.16. Transanal Approach to Rectal Tumors
- 3.17. Neoadjuvant Treatment in Rectal Cancer
- 3.18. Observe and Wait for Low Rectal Cancers after Neoadjuvant Therapy with Complete Clinical Response
- 3.19. Invasive pelvic tumors: pelvic exenteration
- 3.20. Therapeutic Advances in Colon and Rectal Cancer: Improving Patient Survival Day by Day
- 3.21. What Is the Best Treatment Option After Second Line Therapy in Advanced Colorectal Cancer?
- 3.22. Acquired Resistance to EGFR Antibodies: How to Manage
- 3.23. Immunotherapy in Metastatic Colorectal Cancer
- 3.24. Rectal Cancer with Synchronous and Resectable Liver Metastases
- 3.25. Management of Colorectal Cancer Liver Metastases
- 3.26. Total excision of the mesocolon: when, how, why
- 3.27. Role of Endoscopy in the Management of Advanced Colorectal Cancer

Module 4. Other Digestive Tract Tumors

- 4.1. Appendicular Tumors
- 4.2. Peritoneal Carcinomatosis
- 4.3. Treatment of Localized Anal Cancer
- 4.4. Treatment of Locally Advanced Cancer
- 4.5. Treatment of Radiation Therapy in Colon Cancer
- 4.6. Treatment of Metastatic Anal Cancer
- 4.7. Neuroendocrine Tumors of the Small Intestine
- 4.8. Neuroendocrine Tumors of the Pancreas
- 4.9. Surgical Treatment of Non-Functioning Neuroendocrine Pancreas Tumors
- 4.10. Surgical Treatment of Gastrinoma
- 4.11. Surgical Treatment of Insulinoma
- 4.12. Pancreas Endocrine Tumors Surgery: Glucagonoma, Vipoma
- 4.13. Overview of Systemic Treatment of Metastatic Neuroendocrine Tumors in the Pancreatic Gastroenteropancreatic Tract
- 4.14. Biology, Diagnosis and Management of Gastrointestinal Stromal Tumors (GIST)
- 4.15. Surgical Treatment of Gastrointestinal Stromal Tumors (GIST)
- 4.16. GIST as a Model of Translational Research: 15 Years of Experience
- 4.17. Gastric MALT Lymphoma
- 4.18. Lymphomas in Other Digestive Regions
- 4.19. The Role of 18F-FDG PET/CT in GI Stromal Tumors

Module 5. Pancreatic Cancer, Biliary Tract Tumors and Hepatocarcinoma

- 5.1. Epidemiology, Risk Factors and Diagnosis of Pancreatic Cancer
- 5.2. Use of Endoscopic retrograde Cholangiopancreatography (ERCP) in Patients with Pancreatic Masses and Biliary Tract Obstruction
- 5.3. Use of Endoscopic Ultrasonography (EUS) in Pancreatic Cancer Patients or Pancreatic Masses
- 5.4. Endosonographic Cholangiopancreatography (CEPEUS) in Pancreatic Masses and Biliary Tract Obstruction
- 5.5. Diagnostic Modalities for Defining Pancreatic Cancer Resectability (CT, EUS, MRI)
- 5.6. Clinical Impact of PET/CT with 18F-FDG in the Therapeutic Management of Patients with Pancreas Cancer
- 5.7. Borderline Resectable Pancreatic Cancer
- 5.8. Laparoscopic Distal Pancreatectomy: Indications and Technique
- 5.9. Cephalic pylorus-sparing duodenopancreatectomy versus Whipple in pancreatic cancer
- 5.10. Surgical Treatment of Ampulomas

- 5.11. Adjuvant and Neoadjuvant Radiotherapy Treatment for Pancreatic Cancer
- 5.12. Adjuvant and Neoadjuvant Radiotherapy Treatment for Pancreatic Cancer
- 5.13. Advances in the Treatment of Patients with Metastatic Pancreatic Cancer
- 5.14. Screening for Familial and Hereditary Pancreatic Cancer
- 5.15. Cystic Lesions of the Pancreas of Neoplastic Origin
- 5.16. Surgery for Cystic Tumors of the Pancreas
- 5.17. Epidemiology, Risk Factors and Diagnosis of Cholangiocarcinoma and Gallbladder Cancer
- 5.18. What to Do with Cholangiocarcinoma
- 5.19. Advances in the Treatment of Patients with Cholangiocarcinoma and Gallbladder Cancer
- 5.20. Epidemiology, Risk Factors and Diagnoses for Hepatocellular Carcinoma
- 5.21. Staging and Treatment of Hepatocellular Carcinoma
- 5.22. Resective Treatment vs. Liver Transplantation in Hepatocellular Carcinoma
- 5.23. Drainage of Malignant Biliary Obstruction by Interventional Radiology
- 5.24. First and Second Line of Systemic Therapy in Hepatocellular Carcinoma
- 5.25. Recurrence of Hepatocellular Carcinoma after Transplantation
- 5.26. Locally advanced disease with vascular involvement: local versus systemic therapy?

Module 6. Collaboration in the Management of Oncology Patients

- 6.1. Pre-oncologic assessment in the elderly
- 6.2. Prescription of Physical Exercise in the Oncologic Patient. Prehabilitation
- 6.3. Informed Consent: Are We Really Informing Our Patients?
- 6.4. Palliative Management of Symptoms in Gastrointestinal Tumors
- 6.5. Palliative Surgical Treatment
- 6.6. Why do Patients with Gastrointestinal Tumors Attend the Emergency Department and How Can Outcomes Be Improved?
- 6.7. Management of Infectious Comorbidities
- 6.8. Management of Cardiovascular Comorbidities
- 6.9. Neurologic Comorbidity Management
- 6.10. Management of Endocrinological Comorbidities
- 6.11. Management of Nutritional Comorbidities
- 6.12. Gastrointestinal Tumors in the Elderly
- 6.13. Outpatient Care of Patients with Digestive System Oncology Pathology

Module 7. Oncologic endoscopy

- 7.1. Chromoendoscopy
 - 7.1.1. Magnification in endoscopy
 - 7.1.2. Classification of injuries in the gastrointestinal tract
 - 7.1.3. Quality Criteria in Endoscopy
 - 7.1.4. Sedation in endoscopy
 - 7.1.5. Management of antiplatelet and anticoagulant medications
 - 7.1.6. Electrosurgical units
 - 7.1.7. Types of prostheses used in oncologic endoscopy
- 7.2. Online chromoendoscopy
 - 7.2.1. Virtual Chromoendoscopy
 - 7.2.2. Types of Virtual Chromoendoscopy

Module 8. Echoendoscopy and ERCP

- 8.1. Types of echoendoscopy probes: radial, linear and mini-probe systems
- 8.2. Types of needle used in echoendoscopy-guided FNA
- 8.3. Contrast in echoendoscopy
- 8.4. Gastroenteroanastomosis in the EUS-guided oncologic patient
- 8.5. Neurolysis of the celiac plexus, alcoholysis and EUS-guided marker placement
- 8.6. Equipment used during ERCP: cannulas, sphincterotome and balloons
- 8.7. ERCP techniques: pre-cutting, rendez vous, cytology, biopsy and others
- 8.8. Ampullary Lesions. Ampulectomy
- 8.9. Echoendoscopy and ERCP in patients with post-surgical anatomical alterations. Indications and Contraindications
- 8.10. Complications and their management in EUS and ERCP



Module 9. Resection techniques

- 9.1. Polypectomy and mucosectomy
- 9.2. Material used for polypectomy and mucosectomy
 - 9.2.1. Tweezers
 - 9.2.2. Cold and diathermy handles
 - 9.2.3. Programming of electrosurgical unit
- 9.3. Excision of lesions according to size
 - 9.3.1. Lesions smaller than 20 mm
 - 9.3.2. Lesions larger than 20 mm
- 9.4. Types of endoscopic mucosal resection
- 9.5. Endoscopic submucosal Dissection. General Indications
- 9.6. A Learning Curve
- 9.7. Material used in endoscopic submucosal dissection
 - 9.7.1. Types of scalpels
 - 9.7.2. Solutions for submucosal injection
 - 9.7.3. Types of caps
- 9.8. Traction methods
- 9.9. Subsequent management after excision
 - 9.9.1. Fixation of the lesion
 - 9.9.2. Criteria for curative resection
- 9.10. Management of complications in lesion resection
 - 9.10.1. Bleeding
 - 9.10.2. Perforation
 - 9.10.3. Cicatricial stenosis

Module 10. Oesophageal

- 10.1. Risk factors for the development of squamous cell carcinoma and adenocarcinoma
- 10.2. Barrett's Oesophagus
 - 10.2.1. Diagnosis
 - 10.2.2. Monitoring
- 10.3. Treatment of Barrett's esophagus
 - 10.3.1. Indications
 - 10.3.2. Resection of visible lesions
 - 10.3.3. Radiofrequency
- 10.4. Endoscopic features of superficial tumor lesions
- 10.5. Treatment of superficial esophageal tumor lesions
- 10.6. Staging of esophageal carcinoma, role of endoscopic ultrasound
- 10.7. Endoscopic treatment of advanced esophageal carcinoma
 - 10.7.1. Esophageal prosthesis
 - 10.7.2. Gastronomy
- 10.8. Management of post-surgical complications
 - 10.8.1. Anastomotic stenosis
 - 10.8.2. Suture dehiscence
- 10.9. Submucosal lesions, diagnosis and treatment

Module 11. Stomach

- 11.1. Risk factors for the development of gastric cancer and population screening, atrophic gastritis with metaplasia
- 11.2. Gastric polyps
 - 11.2.1. Fundic gland polyps
 - 11.2.2. Hyperplastic polyps
 - 11.2.3. Adenomatous polyps
 - 11.2.4. Others
- 11.3. Treatment of Superficial Gastric Neoplasms
- 11.4. Characteristics of Early Gastric Cancer
- 11.5. Staging Information About Gastric, Role Gastroesophageal Echoendoscopy Cancer
- 11.6. Endoscopic management of postoperative complications
- 11.7. Gastric Lesions GIST, leiomyoma

- 11.8. Treatment of gastric submucosal lesions
- 11.9. Gastric carcinoids
- 11.10. Endoscopic findings in hereditary syndromes
- 11.11. Gastric lymphomas

Module 12. Small Intestine

- 12.1. Types of small bowel lesions
- 12.2. Endoscopic capsule
- 12.3. Capsule endoscopy contraindications and role of Agile Patency
- 12.4. Single-balloon and double-balloon enteroscopy
- 12.5. Spiral enteroscopy
- 12.6. Alternative diagnostic and therapeutic methods to diagnosis with endoscopic techniques
- 12.7. Endoscopic treatment of superficial tumor lesions
- 12.8. Management of duodenal polyps and periampullary lesions
- 12.9. Indications for small bowel exploration in patients with hereditary syndromes
- 12.10. Intestinal lymphomas

Module 13. Colon and Rectum

- 13.1. Risk Factors for the Development of Colorectal Cancer
- 13.2. Population Screening
- 13.3. Adenomatous polyps of the colon
- 13.4. Serrated polyps
- 13.5. Endoscopic characterization of superficial colon neoplasms, risk of submucosal invasion
- 13.6. Treatment of superficial neoplasms
- 13.7. Endoscopic follow-up after removal of superficial neoplasms
- 13.8. Role of endoscopy in the finding of infiltrating neoplasms of the colon
 - 13.8.1. Marking of lesions
 - 13.8.2. Use of prosthesis
- 13.9. Endoscopic management of complications in rectal surgeries
 - 13.9.1. Stenosis
 - 13.9.2. Suture dehiscence
- 13.10. Colon cancer screening in inflammatory bowel disease
- 13.11. Submucosal lesions of colon and rectum
- 13.12. Endoscopic findings in patients with hereditary syndromes

Module 14. Pancreas

- 14.1. Adenocarcinoma of the pancreas
 - 14.1.1. Epidemiology, clinical presentation and risk factors
 - 14.1.2. Diagnosis and staging of the disease: role of echoendoscopy
- 14.2. Endoscopic management (ERCP/USE) of bile duct obstruction in pancreatic cancer
- 14.3. Endoscopic management of duodenal stricture in pancreatic cancer (prosthesis and gastrojejunal bypass)
- 14.4. Echoendoscopy-guided treatment options in pancreatic cancer
- 14.5. Pancreatic cancer screening by echoendoscopy
- 14.6. Pancreatic neuroendocrine tumors (pNET)
 - 14.6.1. Epidemiological data, classification and risk factors
 - 14.6.2. Role of echoendoscopy in diagnosis, staging, and management
 - 14.6.3. Endoscopic treatment
- 14.7. Other pancreatic tumors: inflammatory mass, pseudopapillary neoplasm, lymphoma
- 14.8. Pancreatic cystic tumors
 - 14.8.1. Differential Diagnosis
 - 14.8.2. Serous, mucinous cystadenoma and TPML
- 14.9. Role of Endoscopy (EUS and ERCP) in the diagnosis and follow-up of pancreatic cystic lesions
- 14.10. EUS-guided treatment of pancreatic cystic lesions

Module 15. Gallbladder and bile duct

- 15.1. Cholangiocarcinoma
 - 15.1.2. Epidemiology and risk factors
- 15.2. Intrahepatic cholangiocarcinoma
 - 15.2.1. Subtypes and diagnosis
- 15.3. Extrahepatic cholangiocarcinoma
 - 15.3.1. Clinical Introduction and Diagnosis
- 15.4. Staging of bile duct tumors, Role of echoendoscopy
- 15.5. Endoscopic drainage of the biliary tract, role of ERCP

- 15.6. Endoscopic complications in biliary tract drainage
- 15.7. Alternatives to endoscopic biliary drainage by ERCP
- 15.8. Cystic lesions of the biliary tract
 - 15.8.1. Types of biliary cysts
 - 15.8.2. Diagnosis and treatment of biliary cystic lesions
- 15.9. Gallbladder Carcinoma
 - 15.9.1. Risk Factors
 - 15.9.2. Ultrasound endoscopy as a diagnostic tool


Module 16. Latest advances in endoscopy

- 16.1. *Full-Thickness resection*
- 16.2. Radiofrequency of biliary tract tumors
- 16.3. Cholangioscopy, use in oncological pathology
- 16.4. Artificial intelligence to enhance lesion diagnosis during endoscopy
- 16.5. Endoscopic suture systems, not only for bariatric endoscopy
- 16.6. Panendoscopy, use of colonic capsule when colonoscopy could not be complete
- 16.7. Rectal radiofrequency in actinic proctitis after radiotherapy
- 16.8. Excision of lesions using a combination of surgical and endoscopic techniques

Module 17. Digestive oncologic surgery

- 17.1. Surgical Anatomy of the Abdomen
 - 17.1.1. Anatomy of the abdominal cavity
 - 17.1.2. Esophagogastric anatomy
 - 17.1.3. Hepatobiliary anatomy
 - 17.1.4. Colorectal anatomy
- 17.2. Prehabilitation. Multimodal rehabilitation
 - 17.2.1. Prehabilitation
 - 17.2.2. Intraoperative measurements
 - 17.2.3. Postoperative measures
- 17.3. Fundamentals of Nutrition in Oncologic Digestive Oncologic Surgery
 - 17.3.1. Determination of nutritional status
 - 17.3.2. Consequences of malnutrition
 - 17.3.3. Measures to improve preoperative nutritional status

- 17.4. Anesthesia in Oncologic Digestive Surgery
 - 17.4.1. Preparation for anesthesia
 - 17.4.2. The importance of anesthesia in Oncologic Surgery
 - 17.4.3. Anesthesia in complex surgeries
- 17.5. Post-Surgical Resuscitation
 - 17.5.1. Patient optimization after surgery
 - 17.5.2. Detection of early complications
 - 17.5.3. Sepsis and systemic inflammatory response
- 17.6. Palliative Surgery in Digestive Oncology
 - 17.6.1. What is palliation?
 - 17.6.2. When do we talk about palliation?
 - 17.6.3. Palliative surgical techniques
- 17.7. Fundamentals of Emergency Surgery in Digestive Oncology
 - 17.7.1. Urgent situations in Oncologic Surgery
 - 17.7.2. Urgent esophagogastric surgery
 - 17.7.3. Urgent hepatobiliary surgery
 - 17.7.4. Urgent colorectal surgery
- 17.8. Molecular Basis of Digestive Oncology
- 17.9. Interaction between systemic treatments and surgery
 - 17.9.1. Mechanism of action of systemic oncological treatments
 - 17.9.2. Interaction and consequences on surgery
 - 17.9.3. Measures to minimize surgical complications related to systemic contraction
- 17.10. Radiation Oncology in Digestive Oncologic Surgery
 - 17.10.1. Fundamental concepts of Radiotherapy
 - 17.10.2. Principles of radiotherapy in the different organs of the digestive tract
 - 17.10.3. Side effects of radiotherapy on the gastrointestinal tract. Prevention and Treatment



Module 18. Complementary studies in digestive tumors

- 18.1. Role of conventional radiological techniques
 - 18.1.1. Initial Diagnosis
 - 18.1.2. Extension study in patients with digestive tumors
 - 18.1.3. Treatment Plan
- 18.2. Role of conventional radiology in the early diagnosis and follow-up of patients with digestive tumors
 - 18.2.1. Ultrasound
 - 18.2.2. CAT
 - 18.2.3. MRI
- 18.3. Role of interventional radiology in digestive tumors
 - 18.3.1. Diagnostic Techniques
 - 18.3.2. Participation in treatment
 - 18.3.3. Role in the management of complications
- 18.4. Nuclear medicine in the management of digestive tumors
 - 18.4.1. Diagnostic Techniques
 - 18.4.2. Role in treatment
 - 18.4.3. Radioguided Surgery
- 18.5. Anatomopathologic Diagnosis. Beyond morphology
 - 18.5.1. Importance of intraoperative biopsy
 - 18.5.2. Handling of fresh workpiece and study of margins
 - 18.5.3. Histological risk factors
 - 18.5.4. Standardization of reports
- 18.6. Molecular Diagnoses
 - 18.6.1. Concept of molecular diagnostics
 - 18.6.2. Cancer panels
 - 18.6.3. From diagnosis to the design of personalized therapies
- 18.7. Genetic study in patients with risk factors for digestive tumors
 - 18.7.1. Hereditary syndromes associated with digestive tumors
 - 18.7.2. Detection of patients at risk
 - 18.7.3. Follow-up and prophylactic treatment in at-risk patients

- 18.8. Diagnostic techniques in digestive tumors performed by surgeons
- 18.9. Microbiome and digestive tumors
 - 18.9.1. Microbiota concept
 - 18.9.2. Role of the microbiome in carcinogenesis
 - 18.9.3. The role of the microbiome in the early diagnosis and prevention of digestive tumors
- 18.10. Preoperative assessment of the elderly patient
 - 18.10.1. Surgical risk scales
 - 18.10.2. Concept of Fragility
 - 18.10.3. Prehabilitation in the elderly

Module 19. Colorectal oncologic surgery

- 19.1. Colorectal Cancer
 - 19.1.1. Epidemiology and Etiopathogenesis
 - 19.1.2. Diagnosis and Staging
 - 19.1.3. Follow-up and prognosis of colorectal adenocarcinoma
- 19.2. Polyposis syndromes
 - 19.2.1. Diagnosis
 - 19.2.2. Treatment
 - 19.2.3. Monitoring
- 19.3. Endoscopic management of precursor lesions and early cancer
 - 19.3.1. Biliopancreatic Precursor Lesions
 - 19.3.2. Early cancer
 - 19.3.3. Decisions after endoscopic resection
- 19.4. Surgical treatment of colon cancer. Fundamental concepts about ostomies
 - 19.4.1. Right colon
 - 19.4.2. Transverse colon
 - 19.4.3. Left colon
 - 19.4.4. Colostomies and ileostomies

- 19.5. Surgical anatomy of the pelvis
 - 19.5.1. General Concepts
 - 19.5.2. Male Pelvis
 - 19.5.3. Female pelvis
- 19.6. Surgical treatment of rectal cancer
 - 19.6.1. Early Stages
 - 19.6.2. Advanced Stages
 - 19.6.3. Functional sequelae
- 19.7. Medical Oncology in Colorectal Cancer
 - 19.7.1. Non-metastatic colorectal cancer
 - 19.7.2. Metastatic colorectal cancer
 - 19.7.3. Palliative treatment
- 19.8. Radiation Oncology in Colorectal Cancer
 - 19.8.1. Radiotherapy in rectal cancer
 - 19.8.2. Radiotherapy in pelvic recurrence
 - 19.8.3. Radiotherapy in special situations
- 19.9. Total neoadjuvant treatment in rectal cancer. *Watch and wait*
 - 19.9.1. TNT concept and rationale
 - 19.9.2. Current TNT schemes
 - 19.9.3. Watch and wait concept, handling and indications
- 19.10. Surgical treatment in special situations
 - 19.10.1. Pelvic relapse of rectal cancer
 - 19.10.2. Positive pelvic adenopathies in rectal cancer
 - 19.10.3. Retroperitoneal lymph node recurrence: Surgery vs. Radiotherapy

Module 20. Esophagogastric oncologic surgery

- 20.1. General aspects of esophageal cancer
 - 20.1.1. Epidemiology and Etiopathogenesis
 - 20.1.2. classification and diagnosis
 - 20.1.3. Follow-up and prognosis
- 20.2. Surgical treatment of esophageal cancer
 - 20.2.1. Types of Anastomosis
 - 20.2.2. Standard and extended lymphadenectomy
 - 20.2.3. Alternatives to gastric plasty reconstruction
- 20.3. Endoscopic and interventional treatment of esophageal cancer
 - 20.3.1. Treatment of precursor lesions
 - 20.3.2. Early cancer treatment
 - 20.3.3. Palliative treatment
 - 20.3.4. Management of complications
- 20.4. Esophagogastric junction cancer
 - 20.4.1. Controversies in the management of GEU cancer
 - 20.4.2. Approach according to the new clinical guidelines
 - 20.4.3. Lymphadenectomy and surgical approach
- 20.5. Gastric Cancer Overview
 - 20.5.1. Epidemiology and Etiopathogenesis
 - 20.5.2. classification and diagnosis
 - 20.5.3. Follow-up and prognosis
- 20.6. Surgical treatment of gastric cancer
 - 20.6.1. Anastomosis
 - 20.6.2. Technical basis of Lymphadenectomy
 - 20.6.3. Treatment of non-adenocarcinoma tumors
 - 20.6.4. Endoscopic treatment
- 20.7. Oncologic therapies in esophagogastric tumors
 - 20.7.1. Neoadjuvant and adjuvant chemotherapy
 - 20.7.2. Neoadjuvant and adjuvant radiation therapy
 - 20.7.3. New oncology therapies: immunotherapy

- 20.8. Complications of esophagogastric cancer surgery
 - 20.8.1. Immediate Postoperative Complications
 - 20.8.2. Post-astrectomy sequelae
 - 20.8.3. Poseophagectomy sequelae
- 20.9. Intensified recovery in esophagogastric surgery
 - 20.9.1. Prehabilitation
 - 20.9.2. Optimization
 - 20.9.3. Clinical pathway
- 20.10. Research and innovation in esophagogastric oncologic oncologic surgery

Module 21. Innovation, research and development in digestive oncologic surgery

- 21.1. Basic research in oncological surgery
 - 21.1.1. Introduction to genomics
 - 21.1.2. Introduction to proteomics
 - 21.1.3. Introduction to cytometry
- 21.2. Platforms for testing new therapies
 - 21.2.1. Animal Models
 - 21.2.2. 2D cellular models
 - 21.2.3. 3D organoid models
- 21.3. Clinical research in oncological surgery
 - 21.3.1. Clinical trial design
 - 21.3.2. Sources of Financing
 - 21.3.3. Introduction to grant application methodology
- 21.4. Big data, artificial intelligence and the use of neural networks in oncology research
 - 21.4.1. Introduction to Big Data
 - 21.4.2. Artificial intelligence in oncological surgery
 - 21.4.3. Use of neural networks in oncology research
- 21.5. Fluorescence techniques and applications in advanced oncologic surgery
 - 21.5.1. Use of fluorescence in oncologic surgery
 - 21.5.2. Techniques of use, doses, times
 - 21.5.3. Results

- 21.6. Navigation systems, 3D models and intraoperative online virtual reality in the oncologic disease approach
 - 21.6.1. Browsing Systems
 - 21.6.2. Utility and application of 3D models
 - 21.6.3. Intraoperative online virtual reality
- 21.7. Minimally invasive approach in complex oncologic surgery
 - 21.7.1. Minimally invasive approach concept and modalities
 - 21.7.2. Description of the different modalities
 - 21.7.3. Robotics
- 21.8. Intraoperative ablative and adjuvant techniques in oncologic surgery
 - 21.8.1. Intraoperative ablation techniques: mechanism of action
 - 21.8.2. Differences, advantages and disadvantages
 - 21.8.3. Intraoperative radiotherapy
- 21.9. Liquid biopsy and circulating DNA as diagnostic and prognostic methods in advanced neoplastic disease
 - 21.9.1. What is liquid biopsy?
 - 21.9.2. How is a liquid biopsy performed?
 - 21.9.3. Liquid biopsy applications
- 21.10. New oncology treatment lines
 - 21.10.1. Target therapy in digestive oncology and sarcomas
 - 21.10.2. Immunotherapy in digestive tumors
 - 21.10.3. CAR-T Therapy



The teaching materials of this program, elaborated by these specialists, have contents that are completely applicable to your professional experiences”

06

Methodology

This academic program offers students a different way of learning. Our methodology uses a cyclical learning approach: ***Relearning.***

This teaching system is used, for example, in the most prestigious medical schools in the world, and major publications such as the **New England Journal of Medicine** have considered it to be one of the most effective.



“

Discover Relearning, a system that abandons conventional linear learning, to take you through cyclical teaching systems: a way of learning that has proven to be extremely effective, especially in subjects that require memorization"

At TECH we use the Case Method

What should a professional do in a given situation? Throughout the program, students will face multiple simulated clinical cases, based on real patients, in which they will have to do research, establish hypotheses, and ultimately resolve the situation. There is an abundance of scientific evidence on the effectiveness of the method. Specialists learn better, faster, and more sustainably over time.

With TECH you will experience a way of learning that is shaking the foundations of traditional universities around the world.



According to Dr. Gervas, the clinical case is the annotated presentation of a patient, or group of patients, which becomes a "case", an example or model that illustrates some peculiar clinical component, either because of its teaching power or because of its uniqueness or rarity. It is essential that the case is based on current professional life, trying to recreate the real conditions in the physician's professional practice.

“

Did you know that this method was developed in 1912, at Harvard, for law students? The case method consisted of presenting students with real-life, complex situations for them to make decisions and justify their decisions on how to solve them. In 1924, Harvard adopted it as a standard teaching method”

The effectiveness of the method is justified by four fundamental achievements:

1. Students who follow this method not only achieve the assimilation of concepts, but also a development of their mental capacity, through exercises that evaluate real situations and the application of knowledge.
2. Learning is solidly translated into practical skills that allow the student to better integrate into the real world.
3. Ideas and concepts are understood more efficiently, given that the example situations are based on real-life.
4. Students like to feel that the effort they put into their studies is worthwhile. This then translates into a greater interest in learning and more time dedicated to working on the course.



Relearning Methodology

At TECH we enhance the case method with the best 100% online teaching methodology available: Relearning.

This university is the first in the world to combine the study of clinical cases with a 100% online learning system based on repetition, combining a minimum of 8 different elements in each lesson, a real revolution with respect to the mere study and analysis of cases.

Professionals will learn through real cases and by resolving complex situations in simulated learning environments. These simulations are developed using state-of-the-art software to facilitate immersive learning.



At the forefront of world teaching, the Relearning method has managed to improve the overall satisfaction levels of professionals who complete their studies, with respect to the quality indicators of the best online university (Columbia University).

With this methodology, more than 250,000 physicians have been trained with unprecedented success in all clinical specialties regardless of surgical load. Our pedagogical methodology is developed in a highly competitive environment, with a university student body with a strong socioeconomic profile and an average age of 43.5 years old.

Relearning will allow you to learn with less effort and better performance, involving you more in your specialization, developing a critical mindset, defending arguments, and contrasting opinions: a direct equation to success.

In our program, learning is not a linear process, but rather a spiral (learn, unlearn, forget, and re-learn). Therefore, we combine each of these elements concentrically.

The overall score obtained by TECH's learning system is 8.01, according to the highest international standards.



This program offers the best educational material, prepared with professionals in mind:



Study Material

All teaching material is produced by the specialists who teach the course, specifically for the course, so that the teaching content is highly specific and precise.

These contents are then applied to the audiovisual format, to create the TECH online working method. All this, with the latest techniques that offer high quality pieces in each and every one of the materials that are made available to the student.



Surgical Techniques and Procedures on Video

TECH introduces students to the latest techniques, the latest educational advances and to the forefront of current medical techniques. All of this in direct contact with students and explained in detail so as to aid their assimilation and understanding. And best of all, you can watch the videos as many times as you like.



Interactive Summaries

The TECH team presents the contents attractively and dynamically in multimedia lessons that include audio, videos, images, diagrams, and concept maps in order to reinforce knowledge.

This exclusive educational system for presenting multimedia content was awarded by Microsoft as a "European Success Story".



Additional Reading

Recent articles, consensus documents and international guidelines, among others. In TECH's virtual library, students will have access to everything they need to complete their course.





Expert-Led Case Studies and Case Analysis

Effective learning ought to be contextual. Therefore, TECH presents real cases in which the expert will guide students, focusing on and solving the different situations: a clear and direct way to achieve the highest degree of understanding.



Testing & Retesting

We periodically evaluate and re-evaluate students' knowledge throughout the program, through assessment and self-assessment activities and exercises, so that they can see how they are achieving their goals.



Classes

There is scientific evidence on the usefulness of learning by observing experts. The system known as Learning from an Expert strengthens knowledge and memory, and generates confidence in future difficult decisions.



Quick Action Guides

TECH offers the most relevant contents of the course in the form of worksheets or quick action guides. A synthetic, practical, and effective way to help students progress in their learning.



07

Certificate

This Advanced Master's Degree in Comprehensive Gastrointestinal Oncology guarantees students, in addition to the most rigorous and up-to-date education, access to a Professional Master's Degree issued by TECH Technological University.



“

Successfully complete this program and receive your university qualification without having to travel or fill out laborious paperwork”

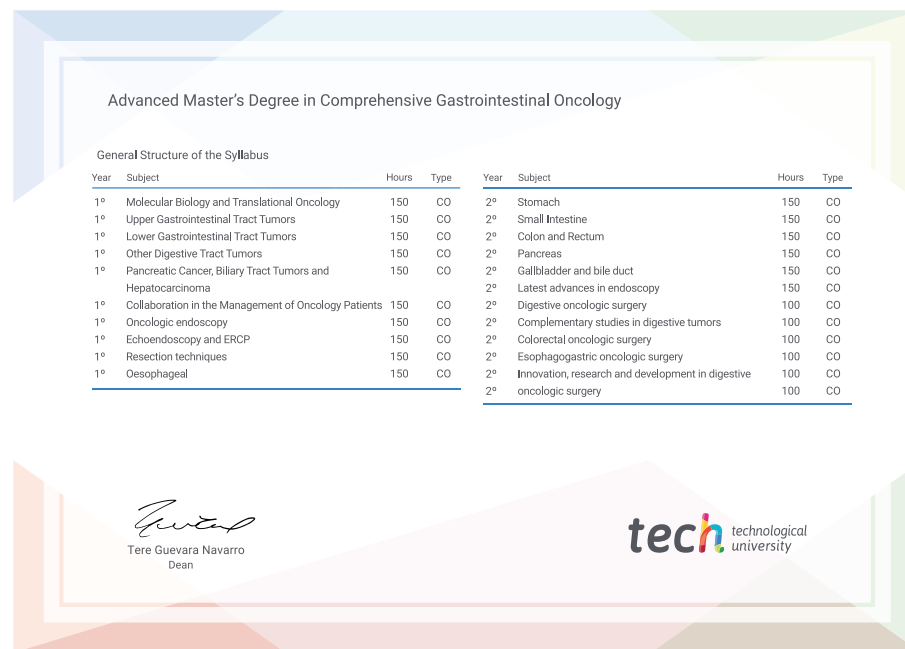
This **Advanced Master's Degree in Comprehensive Gastrointestinal Oncology** contains the most complete and up-to-date scientific program on the market.

After the student has passed the assessments, they will receive their corresponding **Advanced Master's Degree** issued by **TECH Technological University** via tracked delivery*.

The diploma issued by **TECH Technological University** will reflect the qualification obtained in the Advance Master's Degree, and meets the requirements commonly demanded by labor exchanges, competitive examinations, and professional career evaluation committees.

Title: **Advanced Master's Degree in Allergology**

Official N° of hours: **3,000 h.**



*Apostille Convention. In the event that the student wishes to have their paper diploma issued with an apostille, TECH EDUCATION will make the necessary arrangements to obtain it, at an additional cost.

future
health confidence people
education information tutors
guarantee accreditation teaching
institutions technology learning
community commitment
personalized service innovation
knowledge present quality
development languages
virtual classroom



Advanced Master's
Degree
Comprehensive
Gastrointestinal Oncology

- » Modality: online
- » Duration: 2 years
- » Certificate: TECH Technological University
- » Schedule: at your own pace
- » Exams: online

Advanced Master's Degree
Comprehensive
Gastrointestinal Oncology

