

Professional Master's Degree Artificial Intelligence



Professional Master's Degree Artificial Intelligence

- » Modality: online
- » Duration: 12 months
- » Certificate: TECH Technological University
- » Dedication: 16h/week
- » Schedule: at your own pace
- » Exams: online

Website: www.techtitute.com/us/information-technology/professional-master-degree/master-artificial-intelligence

Index

01

Introduction

p. 4

02

Objectives

p. 8

03

Skills

p. 16

04

Course Management

p. 20

05

Structure and Content

p. 24

06

Methodology

p. 40

07

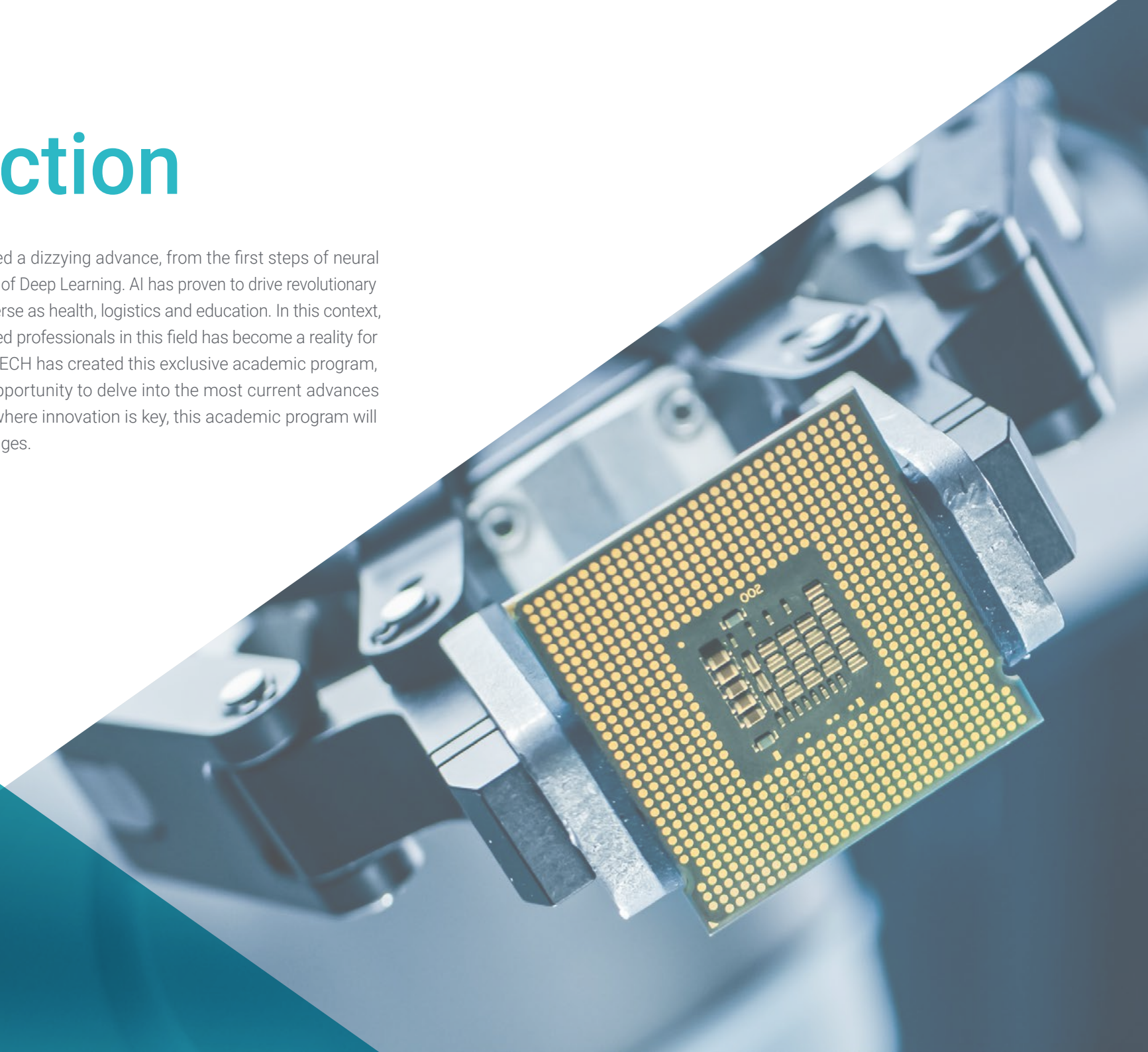
Certificate

p. 48

01

Introduction

Artificial Intelligence has experienced a dizzying advance, from the first steps of neural network research to the current state of Deep Learning. AI has proven to drive revolutionary advances, applicable in areas as diverse as health, logistics and education. In this context, the growing demand for highly trained professionals in this field has become a reality for most companies. For this reason, TECH has created this exclusive academic program, which offers graduates a unique opportunity to delve into the most current advances in Artificial Intelligence. In a world where innovation is key, this academic program will prepare specialists for future challenges.



“

With this Professional Master's Degree you will discover how artificial intelligence is transforming industries and you will prepare yourself to lead the change"

AI is transforming numerous industries, from healthcare to logistics to automotive to e-commerce. Its ability to automate repetitive tasks and improve efficiency has generated a growing demand for professionals capable of mastering different types of machine learning algorithms. In such a new and constantly evolving sector, it is imperative to stay up-to-date in order to compete in an increasingly technology-driven job market.

Precisely for this reason, TECH has developed a program that is presented as a strategic response to improve the job prospects and promotion potential of students. In this way, it has developed an innovative syllabus in which students will delve into the fundamentals of AI and deepen their knowledge of text mining.

Throughout the development of this Professional Master's Degree, students will dive into the essential fundamentals, tracing the historical evolution of AI and exploring its future projections. In this way, they will delve into the integration of AI in mass-use applications to understand how these platforms improve user experience and optimize operational efficiency. This is an exclusive academic program with which students will be able to develop optimization processes inspired by biological evolution, finding and applying efficient solutions to complex problems with an in-depth mastery of AI.

And to facilitate the integration of new knowledge, TECH has created this complete program based on the exclusive Relearning methodology. Under this approach, students will reinforce understanding through repetition of key concepts throughout the program, which will be presented in various audiovisual supports for a progressive and effective knowledge acquisition. All of this is presented in an innovative and flexible fully online system that allows students to adapt learning to their schedules.

This **Professional Master's Degree in Artificial Intelligence** contains the most complete and up-to-date scientific program on the market. The most important features include:

- ♦ Development of practical cases presented by experts in Artificial Intelligence
- ♦ The graphic, schematic and eminently practical contents of the book provide updated and practical information on those disciplines that are essential for professional practice
- ♦ Practical exercises where self-assessment can be used to improve learning
- ♦ Its special emphasis on innovative methodologies
- ♦ Theoretical lessons, questions to the expert, debate forums on controversial topics, and individual reflection assignments
- ♦ Content that is accessible from any fixed or portable device with an Internet connection



Boost your professional profile by developing advanced AI-based solutions with the most comprehensive program in the digital academic landscape"

“

You will cover from the evolution of neural networks to Deep Learning and acquire solid skills in the implementation of advanced artificial intelligence solutions with the TECH seal of quality”

You will optimize the potential of data storage in the best digital university in the world according to Forbes.

You will be able to access exclusive content on the virtual campus 24 hours a day, with no geographical or time restrictions.

The program's teaching staff includes professionals from sector who contribute their work experience to this educational program, as well as renowned specialists from leading societies and prestigious universities.

Its multimedia content, developed with the latest educational technology, will provide the professionals with situated and contextual learning, i.e., a simulated environment that will provide an immersive education programmed to learn in real situations.

The design of this program focuses on Problem-Based Learning, by means of which the professionals must try to solve the different professional practice situations that are presented throughout the academic course. For this purpose, the students will be assisted by an innovative interactive video system created by renowned experts.



02 Objectives

The many advances that have been made in the field of Artificial Intelligence have generated a need for constant updating on the part of professionals. For this reason, TECH has created a unique and complete program with which graduates will master the complex algorithms that make Artificial Intelligence 'come to life'. The ultimate goal of this program is to provide students with the latest information in the sector with an enabling and avant-garde approach. In this way, students will have access to a unique academic itinerary taught 100% online.

```
... = modifier_ob
... (modifier_ob)) # modifier_ob
... = 0
... text.selected_objects[0]
... objects[one.name].select = 1

print("please select exactly two objects, the last one")

OPERATOR CLASSES
```


“

You will master the keys to information hidden in large data sets and increase your job visibility in an ever-expanding market"




General Objectives

- ♦ Understand the theoretical foundations of Artificial Intelligence.
- ♦ Study the different types of data and understand the data lifecycle
- ♦ Evaluate the crucial role of data in the development and implementation of AI solutions
- ♦ Delve into algorithms and complexity to solve specific problems
- ♦ Explore the theoretical basis of neural networks for Deep Learning development
- ♦ Explore bio-inspired computing and its relevance in the development of intelligent systems
- ♦ Analyze current strategies of Artificial Intelligence in various fields, identifying opportunities and challenges



You will master the technologies of the future with this exclusive 100% online university program. Only with TECH"





Specific Objectives

Module 1. Fundamentals of Artificial Intelligence

- ♦ Analyze the historical evolution of Artificial Intelligence, from its beginnings to its current state, identifying key milestones and developments
- ♦ Understand the functioning of neural networks and their application in learning models in Artificial Intelligence
- ♦ Study the principles and applications of genetic algorithms, analyzing their usefulness in solving complex problems
- ♦ Analyze the importance of thesauri, vocabularies and taxonomies in the structuring and processing of data for AI systems
- ♦ Explore the concept of the semantic web and its influence on the organization and understanding of information in digital environments

Module 2. Data Types and Data Life Cycle

- ♦ Understand the fundamental concepts of statistics and their application in data analysis
- ♦ Identify and classify the different types of statistical data, from quantitative to qualitative data
- ♦ Analyze the life cycle of data, from generation to disposal, identifying key stages
- ♦ Explore the initial stages of the data life cycle, highlighting the importance of data planning and structure
- ♦ Study data collection processes, including methodology, tools and collection channels
- ♦ Explore the Datawarehouse concept, with emphasis on the elements that comprise it and its design
- ♦ Analyze the regulatory aspects related to data management, complying with privacy and security regulations, as well as best practices

Module 3. Data in Artificial Intelligence

- ♦ Master the fundamentals of data science, covering tools, types and sources for information analysis
- ♦ Explore the process of transforming data into information using data mining and visualization techniques
- ♦ Study the structure and characteristics of datasets, understanding their importance in the preparation and use of data for Artificial Intelligence models
- ♦ Analyze supervised and unsupervised models, including methods and classification
- ♦ Use specific tools and best practices in data handling and processing, ensuring efficiency and quality in the implementation of Artificial Intelligence

Module 4. Data Mining: Selection, Pre-Processing and Transformation

- ♦ Master the techniques of statistical inference to understand and apply statistical methods in data mining
- ♦ Perform detailed exploratory analysis of data sets to identify relevant patterns, anomalies, and trends
- ♦ Develop skills for data preparation, including data cleaning, integration, and formatting for use in data mining
- ♦ Implement effective strategies for handling missing values in datasets, applying imputation or elimination methods according to context
- ♦ Identify and mitigate noise present in data, using filtering and smoothing techniques to improve the quality of the data set
- ♦ Address data preprocessing in Big Data environments

Module 5. Algorithm and Complexity in Artificial Intelligence

- ♦ Introduce algorithm design strategies, providing a solid understanding of fundamental approaches to problem solving
- ♦ Analyze the efficiency and complexity of algorithms, applying analysis techniques to evaluate performance in terms of time and space
- ♦ Study and apply sorting algorithms, understanding their performance and comparing their efficiency in different contexts
- ♦ Explore tree-based algorithms, understanding their structure and applications
- ♦ Investigate algorithms with Heaps, analyzing their implementation and usefulness in efficient data manipulation
- ♦ Analyze graph-based algorithms, exploring their application in the representation and solution of problems involving complex relationships
- ♦ Study Greedy algorithms, understanding their logic and applications in solving optimization problems
- ♦ Investigate and apply the backtracking technique for systematic problem solving, analyzing its effectiveness in various scenarios

Module 6. Intelligent Systems

- ♦ Explore agent theory, understanding the fundamental concepts of its operation and its application in Artificial Intelligence and software engineering
- ♦ Study the representation of knowledge, including the analysis of ontologies and their application in the organization of structured information
- ♦ Analyze the concept of the semantic web and its impact on the organization and retrieval of information in digital environments

- ♦ Evaluate and compare different knowledge representations, integrating these to improve the efficiency and accuracy of intelligent systems
- ♦ Study semantic reasoners, knowledge-based systems and expert systems, understanding their functionality and applications in intelligent decision making

Module 7. Machine Learning and Data Mining

- ♦ Introduce the processes of knowledge discovery and the fundamental concepts of machine learning.
- ♦ Study decision trees as supervised learning models, understanding their structure and applications
- ♦ Evaluate classifiers using specific techniques to measure their performance and accuracy in data classification
- ♦ Study neural networks, understanding their operation and architecture to solve complex machine learning problems
- ♦ Explore Bayesian methods and their application in machine learning, including Bayesian networks and Bayesian classifiers
- ♦ Analyze regression and continuous response models for predicting numerical values from data
- ♦ Study clustering techniques to identify patterns and structures in unlabeled data sets
- ♦ Explore text mining and natural language processing (NLP), understanding how machine learning techniques are applied to analyze and understand text

Module 8. Neural networks, the basis of Deep Learning

- ♦ Master the fundamentals of Deep Learning, understanding its essential role in Deep Learning
- ♦ Explore the fundamental operations in neural networks and understand their application in model building
- ♦ Analyze the different layers used in neural networks and learn how to select them appropriately

- ♦ Understanding the effective linking of layers and operations to design complex and efficient neural network architectures
- ♦ Use trainers and optimizers to tune and improve the performance of neural networks
- ♦ Explore the connection between biological and artificial neurons for a deeper understanding of model design
- ♦ Tuning hyperparameters for Fine Tuning of neural networks, optimizing their performance on specific tasks

Module 9. Training of Deep Neural Networks

- ♦ Solve gradient-related problems in deep neural network training
- ♦ Explore and apply different optimizers to improve the efficiency and convergence of models
- ♦ Program the learning rate to dynamically adjust the convergence speed of the model
- ♦ Understand and address overfitting through specific strategies during training
- ♦ Apply practical guidelines to ensure efficient and effective training of deep neural networks
- ♦ Implement Transfer Learning as an advanced technique to improve model performance on specific tasks
- ♦ Explore and apply Data Augmentation techniques to enrich datasets and improve model generalization
- ♦ Develop practical applications using Transfer Learning to solve real-world problems
- ♦ Understand and apply regularization techniques to improve generalization and avoid overfitting in deep neural networks

Module 10. Model Customization and Training with TensorFlow

- ♦ Master the fundamentals of TensorFlow and its integration with NumPy for efficient data management and calculations
- ♦ Customize models and training algorithms using the advanced capabilities of TensorFlow
- ♦ Explore the tfdata API to efficiently manage and manipulate datasets
- ♦ Implement the TFRecord format for storing and accessing large datasets in TensorFlow
- ♦ Use Keras preprocessing layers to facilitate the construction of custom models
- ♦ Explore the TensorFlow Datasets project to access predefined datasets and improve development efficiency
- ♦ Develop a Deep Learning application with TensorFlow, integrating the knowledge acquired in the module
- ♦ Apply in a practical way all the concepts learned in building and training custom models with TensorFlow in real-world situations

Module 11. Deep Computer Vision with Convolutional Neural Networks

- ♦ Understand the architecture of the visual cortex and its relevance in Deep Computer Vision
- ♦ Explore and apply convolutional layers to extract key features from images
- ♦ Implement clustering layers and their use in Deep Computer Vision models with Keras
- ♦ Analyze various Convolutional Neural Network (CNN) architectures and their applicability in different contexts

- ♦ Develop and implement a CNN ResNet using the Keras library to improve model efficiency and performance
- ♦ Use pre-trained Keras models to leverage transfer learning for specific tasks
- ♦ Apply classification and localization techniques in Deep Computer Vision environments
- ♦ Explore object detection and object tracking strategies using Convolutional Neural Networks
- ♦ Implement semantic segmentation techniques to understand and classify objects in images in a detailed manner

Module 12. Natural Language Processing (NLP) with Natural Recurrent Neural Networks (NRN) and Attention

- ♦ Developing skills in text generation using Recurrent Neural Networks (RNN)
- ♦ Apply RNNs in opinion classification for sentiment analysis in texts
- ♦ Understand and apply attentional mechanisms in natural language processing models
- ♦ Analyze and use Transformers models in specific NLP tasks
- ♦ Explore the application of Transformers models in the context of image processing and computer vision
- ♦ Become familiar with the Hugging Face Transformers library for efficient implementation of advanced models
- ♦ Compare different Transformers libraries to evaluate their suitability for specific tasks
- ♦ Develop a practical application of NLP that integrates RNN and attention mechanisms to solve real-world problems

Module 13. Autoencoders, GANs, and Diffusion Models

- ♦ Develop efficient representations of data using Autoencoders, GANs and Diffusion Models
- ♦ Perform PCA using an incomplete linear autoencoder to optimize data representation
- ♦ Implement and understand the operation of stacked autoencoders
- ♦ Explore and apply convolutional autoencoders for efficient visual data representations
- ♦ Analyze and apply the effectiveness of sparse automatic encoders in data representation
- ♦ Generate fashion images from the MNIST dataset using Autoencoders
- ♦ Understand the concept of Generative Adversarial Networks (GANs) and Diffusion Models
- ♦ Implement and compare the performance of Diffusion Models and GANs in data generation

Module 14. Bio-Inspired Computing

- ♦ Introduce the fundamental concepts of bio-inspired computing
- ♦ Explore social adaptation algorithms as a key approach in bio-inspired computing
- ♦ Analyze space exploration-exploitation strategies in genetic algorithms
- ♦ Examine models of evolutionary computation in the context of optimization
- ♦ Continue detailed analysis of evolutionary computation models
- ♦ Apply evolutionary programming to specific learning problems
- ♦ Address the complexity of multi-objective problems in the framework of bio-inspired computing
- ♦ Explore the application of neural networks in the field of bio-inspired computing
- ♦ Delve into the implementation and usefulness of neural networks in bio-inspired computing

Module 15. Artificial Intelligence: Strategies and Applications

- ♦ Develop strategies for the implementation of artificial intelligence in financial services
- ♦ Analyze the implications of artificial intelligence in the delivery of healthcare services
- ♦ Identify and assess the risks associated with the use of AI in the healthcare field
- ♦ Assess the potential risks associated with the use of AI in industry
- ♦ Apply artificial intelligence techniques in industry to improve productivity
- ♦ Design artificial intelligence solutions to optimize processes in public administration
- ♦ Evaluate the implementation of AI technologies in the education sector
- ♦ Apply artificial intelligence techniques in forestry and agriculture to improve productivity
- ♦ Optimize human resources processes through the strategic use of artificial intelligence

03 Skills

The structure of this Professional Master's Degree has been proposed in such a way that, at the end of the itinerary, the graduate will have acquired solid competencies to excel in the implementation and development of Autoencoders, GANs, and Diffusion Models. To achieve this, the professionals will delve into text mining and natural language processing (NLP), thanks to which machines can understand and generate human language effectively. All this in just 18 months of teaching completely online, without having to travel or adjust to a preset timing .



“

Don't miss this unique opportunity to increase your skills in data mining and position yourself as an AI expert"



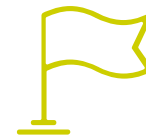
General Skills

- ♦ Master data mining techniques, including complex data selection, preprocessing and transformation
- ♦ Design and develop intelligent systems capable of learning and adapting to changing environments
- ♦ Control machine learning tools and their application in data mining for decision making
- ♦ Employ Autoencoders, GANs and Diffusion Models to solve specific challenges in Artificial Intelligence
- ♦ Implement an encoder-decoder network for neural machine translation
- ♦ Apply the fundamental principles of neural networks in solving specific problems



Improve your skills thanks to the didactic tools of TECH, among which explanatory videos and interactive summaries stand out"





Specific Skills

- ◆ Apply AI techniques and strategies to improve efficiency in the retail sector
- ◆ Delve into understanding and application of genetic algorithms
- ◆ Implement noise removal techniques using automatic encoders
- ◆ Effectively create training data sets for natural language processing (NLP) tasks
- ◆ Run grouping layers and their use in Deep Computer Vision models with Keras
- ◆ Use TensorFlow features and graphics to optimize the performance of custom models
- ◆ Optimize the development and application of chatbots and virtual assistants, understanding their operation and potential applications
- ◆ Master reuse of pre-workout layers to optimize and accelerate the training process
- ◆ Build the first neural network, applying the concepts learned in practice
- ◆ Activate Multilayer Perceptron (MLP) using the Keras library
- ◆ Apply data scanning and preprocessing techniques, identifying and preparing data for effective use in machine learning models
- ◆ Implement effective strategies for handling missing values in datasets, applying imputation or elimination methods according to context
- ◆ Investigate languages and software for the creation of ontologies, using specific tools for the development of semantic models
- ◆ Develop data cleaning techniques to ensure the quality and accuracy of the information used in subsequent analyses

04

Course Management

In its commitment to elite teaching, TECH has carefully selected the teachers responsible for developing the syllabus for this program. Therefore, this academic program has an experienced faculty that has an outstanding background in the development and implementation of solutions in AI. In this way, students of this Professional Master's Degree will access a first level educational experience. They will also obtain an exclusive combination of knowledge presented in various audiovisual media for a more efficient and dynamic integration of knowledge.



“

Get up to date on the latest trends in Artificial Intelligence with the best experts in the field that only TECH puts at your disposal"

Management



Dr. Peralta Martín-Palomino, Arturo

- ♦ CEO and CTO at Prometheus Global Solutions
- ♦ CTO at Korporate Technologies
- ♦ CTO at AI Shephers GmbH
- ♦ Consultant and Strategic Business Advisor at Alliance Medical
- ♦ Director of Design and Development at DocPath
- ♦ PhD in Computer Engineering from the University of Castilla-La Mancha
- ♦ PhD in Economics, Business and Finance from the Camilo José Cela University
- ♦ PhD in Psychology from the University of Castilla - La Mancha
- ♦ Professional Master's Degree Executive MBA from Isabel I University
- ♦ Professional Master's Degree in Commercial Management and Marketing from Isabel I University
- ♦ Professional Master's Degree in Big Data by Hadoop Training
- ♦ Professional Master's Degree in Advanced Information Technologies from the University of Castilla - La Mancha
- ♦ Member of: SMILE Research Group



05

Structure and Content

This syllabus has been designed by a team of experts in the area of Artificial Intelligence, placing special emphasis on knowledge discovery processes and machine learning. Thanks to this, the students will delve into the development of algorithms and models that allow machines to learn patterns and perform tasks without having been explicitly programmed for that task. In addition, TECH uses the effective Relearning methodology, in which it is a pioneer. In this way, professionals will integrate strong knowledge into model evaluation in a progressive and effective manner.




“

You will delve into the formulation of genetic algorithms through 18 months of the best digital teaching to boost your professional development”

Module 1. Fundamentals of Artificial Intelligence

- 1.1. History of Artificial Intelligence
 - 1.1.1. When Do We Start Talking About Artificial Intelligence?
 - 1.1.2. References in Film
 - 1.1.3. Importance of Artificial Intelligence
 - 1.1.4. Technologies that Enable and Support Artificial Intelligence
- 1.2. Artificial Intelligence in Games
 - 1.2.1. Game Theory
 - 1.2.2. Minimax and Alpha-Beta Pruning
 - 1.2.3. Simulation: Monte Carlo
- 1.3. Neural Networks
 - 1.3.1. Biological Fundamentals
 - 1.3.2. Computational Model
 - 1.3.3. Supervised and Unsupervised Neural Networks
 - 1.3.4. Simple Perceptron
 - 1.3.5. Multilayer Perceptron.
- 1.4. Genetic Algorithms
 - 1.4.1. History
 - 1.4.2. Biological Basis
 - 1.4.3. Problem Coding
 - 1.4.4. Generation of the Initial Population
 - 1.4.5. Main Algorithm and Genetic Operators
 - 1.4.6. Evaluation of Individuals: Fitness
- 1.5. Thesauri, Vocabularies, Taxonomies
 - 1.5.1. Vocabulary
 - 1.5.2. Taxonomy
 - 1.5.3. Thesauri
 - 1.5.4. Ontologies
 - 1.5.5. Knowledge Representation: Semantic Web
- 1.6. Semantic Web
 - 1.6.1. Specifications RDF, RDFS and OWL
 - 1.6.2. Inference/ Reasoning
 - 1.6.3. Linked Data



- 1.7. Expert systems and DSS
 - 1.7.1. Expert Systems
 - 1.7.2. Decision Support Systems
- 1.8. Chatbots and Virtual Assistants
 - 1.8.1. Types of Assistants: Voice and Text Assistants
 - 1.8.2. Fundamental Parts for the Development of an Assistant: Intents, Entities and Dialog Flow
 - 1.8.3. Integrations: Web, Slack, Whatsapp, Facebook
 - 1.8.4. Assistant Development Tools: Dialog Flow, Watson Assistant
- 1.9. AI Implementation Strategy
- 1.10. Future of Artificial Intelligence
 - 1.10.1. Understand How to Detect Emotions Using Algorithms
 - 1.10.2. Creating a Personality: Language, Expressions and Content
 - 1.10.3. Trends of Artificial Intelligence
 - 1.10.4. Reflections

Module 2. Data Types and Data Life Cycle

- 2.1. Statistics
 - 2.1.1. Statistics: Descriptive Statistics, Statistical Inferences
 - 2.1.2. Population, Sample, Individual
 - 2.1.3. Variables: Definition, Measurement Scales
- 2.2. Types of Data Statistics
 - 2.2.1. According to Type
 - 2.2.1.1. Quantitative: Continuous Data and Discrete Data
 - 2.2.1.2. Qualitative: Binomial Data, Nominal Data and Ordinal Data
 - 2.2.2. According to their Shape
 - 2.2.2.1. Numeric
 - 2.2.2.2. Text:
 - 2.2.2.3. Logical
 - 2.2.3. According to its Source
 - 2.2.3.1. Primary
 - 2.2.3.2. Secondary

- 2.3. Life Cycle of Data
 - 2.3.1. Stages of the Cycle
 - 2.3.2. Milestones of the Cycle
 - 2.3.3. FAIR Principles
- 2.4. Initial Stages of the Cycle
 - 2.4.1. Definition of Goals
 - 2.4.2. Determination of Resource Requirements
 - 2.4.3. Gantt Chart
 - 2.4.4. Data Structure
- 2.5. Data Collection
 - 2.5.1. Methodology of Data Collection
 - 2.5.2. Data Collection Tools
 - 2.5.3. Data Collection Channels
- 2.6. Data Cleaning
 - 2.6.1. Phases of Data Cleansing
 - 2.6.2. Data Quality
 - 2.6.3. Data Manipulation (with R)
- 2.7. Data Analysis, Interpretation and Evaluation of Results
 - 2.7.1. Statistical Measures
 - 2.7.2. Relationship Indices
 - 2.7.3. Data Mining
- 2.8. Data Warehouse (Datawarehouse)
 - 2.8.1. Elements that Comprise it
 - 2.8.2. Design
 - 2.8.3. Aspects to Consider
- 2.9. Data Availability
 - 2.9.1. Access
 - 2.9.2. Uses
 - 2.9.3. Security/Safety
- 2.10. Regulatory Aspects
 - 2.10.1. Data Protection Law
 - 2.10.2. Good Practices
 - 2.10.3. Other Normative Aspects

Module 3. Data in Artificial Intelligence

- 3.1. Data Science
 - 3.1.1. Data Science
 - 3.1.2. Advanced Tools for Data Scientists
- 3.2. Data, Information and Knowledge
 - 3.2.1. Data, Information and Knowledge
 - 3.2.2. Types of Data
 - 3.2.3. Data Sources
- 3.3. From Data to Information
 - 3.3.1. Data Analysis
 - 3.3.2. Types of Analysis
 - 3.3.3. Extraction of Information from a Dataset
- 3.4. Extraction of Information Through Visualization
 - 3.4.1. Visualization as an Analysis Tool
 - 3.4.2. Visualization Methods
 - 3.4.3. Visualization of a Data Set
- 3.5. Data Quality
 - 3.5.1. Quality Data
 - 3.5.2. Data Cleaning
 - 3.5.3. Basic Data Pre-Processing
- 3.6. Dataset
 - 3.6.1. Dataset Enrichment
 - 3.6.2. The Curse of Dimensionality
 - 3.6.3. Modification of Our Data Set
- 3.7. Unbalance
 - 3.7.1. Classes of Unbalance
 - 3.7.2. Unbalance Mitigation Techniques
 - 3.7.3. Balancing a Dataset
- 3.8. Unsupervised Models
 - 3.8.1. Unsupervised Model
 - 3.8.2. Methods
 - 3.8.3. Classification with Unsupervised Models

- 3.9. Supervised Models
 - 3.9.1. Supervised Model
 - 3.9.2. Methods
 - 3.9.3. Classification with Supervised Models
- 3.10. Tools and Good Practices
 - 3.10.1. Good Practices for Data Scientists
 - 3.10.2. The Best Model
 - 3.10.3. Useful Tools

Module 4. Data Mining: Selection, Pre-Processing and Transformation

- 4.1. Statistical Inference
 - 4.1.1. Descriptive Statistics vs. Statistical Inference
 - 4.1.2. Parametric Procedures
 - 4.1.3. Non-Parametric Procedures
- 4.2. Exploratory Analysis
 - 4.2.1. Descriptive Analysis
 - 4.2.2. Visualization
 - 4.2.3. Data Preparation
- 4.3. Data Preparation
 - 4.3.1. Integration and Data Cleaning
 - 4.3.2. Normalization of Data
 - 4.3.3. Transforming Attributes
- 4.4. Missing Values
 - 4.4.1. Treatment of Missing Values
 - 4.4.2. Maximum Likelihood Imputation Methods
 - 4.4.3. Missing Value Imputation Using Machine Learning
- 4.5. Noise in the Data
 - 4.5.1. Noise Classes and Attributes
 - 4.5.2. Noise Filtering
 - 4.5.3. The Effect of Noise
- 4.6. The Curse of Dimensionality
 - 4.6.1. Oversampling
 - 4.6.2. Undersampling
 - 4.6.3. Multidimensional Data Reduction

- 4.7. From Continuous to Discrete Attributes
 - 4.7.1. Continuous Data Vs. Discret Data
 - 4.7.2. Discretization Process
- 4.8. The Data
 - 4.8.1. Data Selection
 - 4.8.2. Prospects and Selection Criteria
 - 4.8.3. Selection Methods
- 4.9. Instance Selection
 - 4.9.1. Methods for Instance Selection
 - 4.9.2. Prototype Selection
 - 4.9.3. Advanced Methods for Instance Selection
- 4.10. Data Pre-Processing in Big Data Environments

Module 5. Algorithm and Complexity in Artificial Intelligence

- 5.1. Introduction to Algorithm Design Strategies
 - 5.1.1. Recursion
 - 5.1.2. Divide and Conquer
 - 5.1.3. Other Strategies
- 5.2. Efficiency and Analysis of Algorithms
 - 5.2.1. Efficiency Measures
 - 5.2.2. Measuring the Size of the Input
 - 5.2.3. Measuring Execution Time
 - 5.2.4. Worst, Best and Average Case
 - 5.2.5. Asymptotic Notation
 - 5.2.6. Mathematical Analysis Criteria for Non-Recursive Algorithms
 - 5.2.7. Mathematical Analysis of Recursive Algorithms
 - 5.2.8. Empirical Analysis of Algorithms
- 5.3. Sorting Algorithms
 - 5.3.1. Concept of Sorting
 - 5.3.2. Bubble Sorting
 - 5.3.3. Sorting by Selection
 - 5.3.4. Sorting by Insertion
 - 5.3.5. Merge Sort
 - 5.3.6. Quick Sort
- 5.4. Algorithms with Trees
 - 5.4.1. Tree Concept
 - 5.4.2. Binary Trees
 - 5.4.3. Tree Paths
 - 5.4.4. Representing Expressions
 - 5.4.5. Ordered Binary Trees
 - 5.4.6. Balanced Binary Trees
- 5.5. Algorithms Using Heaps
 - 5.5.1. Heaps
 - 5.5.2. The Heapsort Algorithm
 - 5.5.3. Priority Queues
- 5.6. Graph Algorithms
 - 5.6.1. Representation
 - 5.6.2. Traversal in Width
 - 5.6.3. Depth Travel
 - 5.6.4. Topological Sorting
- 5.7. Greedy Algorithms
 - 5.7.1. Greedy Strategy
 - 5.7.2. Elements of the Greedy Strategy
 - 5.7.3. Currency Exchange
 - 5.7.4. Traveler's Problem
 - 5.7.5. Backpack Problem
- 5.8. Minimal Path Finding
 - 5.8.1. The Minimum Path Problem
 - 5.8.2. Negative Arcs and Cycles
 - 5.8.3. Dijkstra's Algorithm
- 5.9. Greedy Algorithms on Graphs
 - 5.9.1. The Minimum Covering Tree
 - 5.9.2. Prim's Algorithm
 - 5.9.3. Kruskal's Algorithm
 - 5.9.4. Complexity Analysis
- 5.10. Backtracking
 - 5.10.1. Backtracking
 - 5.10.2. Alternative Techniques

Module 6. Intelligent Systems

- 6.1. Agent Theory
 - 6.1.1. Concept History
 - 6.1.2. Agent Definition
 - 6.1.3. Agents in Artificial Intelligence
 - 6.1.4. Agents in Software Engineering
- 6.2. Agent Architectures
 - 6.2.1. The Reasoning Process of an Agent
 - 6.2.2. Reactive Agents
 - 6.2.3. Deductive Agents
 - 6.2.4. Hybrid Agents
 - 6.2.5. Comparison
- 6.3. Information and Knowledge
 - 6.3.1. Difference between Data, Information and Knowledge
 - 6.3.2. Data Quality Assessment
 - 6.3.3. Data Collection Methods
 - 6.3.4. Information Acquisition Methods
 - 6.3.5. Knowledge Acquisition Methods
- 6.4. Knowledge Representation
 - 6.4.1. The Importance of Knowledge Representation
 - 6.4.2. Definition of Knowledge Representation According to Roles
 - 6.4.3. Knowledge Representation Features
- 6.5. Ontologies
 - 6.5.1. Introduction to Metadata
 - 6.5.2. Philosophical Concept of Ontology
 - 6.5.3. Computing Concept of Ontology
 - 6.5.4. Domain Ontologies and Higher-Level Ontologies
 - 6.5.5. How to Build an Ontology?
- 6.6. Ontology Languages and Ontology Creation Software
 - 6.6.1. Triple RDF, Turtle and N
 - 6.6.2. RDF Schema
 - 6.6.3. OWL
 - 6.6.4. SPARQL
 - 6.6.5. Introduction to Ontology Creation Tools
 - 6.6.6. Installing and Using Protégé

- 6.7. Semantic Web
 - 6.7.1. Current and Future Status of the Semantic Web
 - 6.7.2. Semantic Web Applications
- 6.8. Other Knowledge Representation Models
 - 6.8.1. Vocabulary
 - 6.8.2. Global Vision
 - 6.8.3. Taxonomy
 - 6.8.4. Thesauri
 - 6.8.5. Folksonomy
 - 6.8.6. Comparison
 - 6.8.7. Mind Maps
- 6.9. Knowledge Representation Assessment and Integration
 - 6.9.1. Zero-Order Logic
 - 6.9.2. First-Order Logic
 - 6.9.3. Descriptive Logic
 - 6.9.4. Relationship between Different Types of Logic
 - 6.9.5. Prolog: Programming Based on First-Order Logic
- 6.10. Semantic Reasoners, Knowledge-Based Systems and Expert Systems
 - 6.10.1. Concept of Reasoner
 - 6.10.2. Reasoner Applications
 - 6.10.3. Knowledge-Based Systems
 - 6.10.4. MYCIN: History of Expert Systems
 - 6.10.5. Expert Systems Elements and Architecture
 - 6.10.6. Creating Expert Systems

Module 7. Machine Learning and Data Mining

- 7.1. Introduction to Knowledge Discovery Processes and Basic Concepts of Machine Learning
 - 7.1.1. Key Concepts of Knowledge Discovery Processes
 - 7.1.2. Historical Perspective of Knowledge Discovery Processes
 - 7.1.3. Stages of the Knowledge Discovery Processes
 - 7.1.4. Techniques Used in Knowledge Discovery Processes
 - 7.1.5. Characteristics of Good Machine Learning Models
 - 7.1.6. Types of Machine Learning Information
 - 7.1.7. Basic Learning Concepts
 - 7.1.8. Basic Concepts of Unsupervised Learning

- 7.2. Data Exploration and Pre-processing
 - 7.2.1. Data Processing
 - 7.2.2. Data Processing in the Data Analysis Flow
 - 7.2.3. Types of Data
 - 7.2.4. Data Transformations
 - 7.2.5. Visualization and Exploration of Continuous Variables
 - 7.2.6. Visualization and Exploration of Categorical Variables
 - 7.2.7. Correlation Measures
 - 7.2.8. Most Common Graphic Representations
 - 7.2.9. Introduction to Multivariate Analysis and Dimensionality Reduction
- 7.3. Decision Trees
 - 7.3.1. Algorithm ID
 - 7.3.2. Algorithm C
 - 7.3.3. Overtraining and Pruning
 - 7.3.4. Analysis of Results
- 7.4. Evaluation of Classifiers
 - 7.4.1. Confusion Matrixes
 - 7.4.2. Numerical Evaluation Matrixes
 - 7.4.3. Kappa Statistic
 - 7.4.4. ROC Curves
- 7.5. Classification Rules
 - 7.5.1. Rule Evaluation Measures
 - 7.5.2. Introduction to Graphic Representation
 - 7.5.3. Sequential Overlay Algorithm
- 7.6. Neural Networks
 - 7.6.1. Basic Concepts
 - 7.6.2. Simple Neural Networks
 - 7.6.3. Backpropagation Algorithm
 - 7.6.4. Introduction to Recurrent Neural Networks
- 7.7. Bayesian Methods
 - 7.7.1. Basic Probability Concepts
 - 7.7.2. Bayes' Theorem
 - 7.7.3. Naive Bayes
 - 7.7.4. Introduction to Bayesian Networks

- 7.8. Regression and Continuous Response Models
 - 7.8.1. Simple Linear Regression
 - 7.8.2. Multiple Linear Regression
 - 7.8.3. Logistic Regression
 - 7.8.4. Regression Trees
 - 7.8.5. Introduction to Support Vector Machines (SVM)
 - 7.8.6. Goodness-of-Fit Measures
- 7.9. Clustering
 - 7.9.1. Basic Concepts
 - 7.9.2. Hierarchical Clustering
 - 7.9.3. Probabilistic Methods
 - 7.9.4. EM Algorithm
 - 7.9.5. B-Cubed Method
 - 7.9.6. Implicit Methods
- 7.10. Text Mining and Natural Language Processing (NLP)
 - 7.10.1. Basic Concepts
 - 7.10.2. Corpus Creation
 - 7.10.3. Descriptive Analysis
 - 7.10.4. Introduction to Feelings Analysis

Module 8. Neural networks, the basis of Deep Learning

- 8.1. Deep Learning
 - 8.1.1. Types of Deep Learning
 - 8.1.2. Applications of Deep Learning
 - 8.1.3. Advantages and Disadvantages of Deep Learning
- 8.2. Surgery
 - 8.2.1. Sum
 - 8.2.2. Product
 - 8.2.3. Transfer
- 8.3. Layers
 - 8.3.1. Input layer
 - 8.3.2. Cloak
 - 8.3.3. Output layer

- 8.4. Union of Layers and Operations
 - 8.4.1. Architecture Design
 - 8.4.2. Connection between layers
 - 8.4.3. Forward propagation
- 8.5. Construction of the first neural network
 - 8.5.1. Network Design
 - 8.5.2. Establish the weights
 - 8.5.3. Network Training
- 8.6. Trainer and Optimizer
 - 8.6.1. Optimizer Selection
 - 8.6.2. Establishment of a loss function
 - 8.6.3. Establishing a metric
- 8.7. Application of the Principles of Neural Networks
 - 8.7.1. Activation Functions
 - 8.7.2. Backward propagation
 - 8.7.3. Parameter adjustment
- 8.8. From biological to artificial neurons
 - 8.8.1. Functioning of a biological neuron
 - 8.8.2. Transfer of knowledge to artificial neurons
 - 8.8.3. Establish relations between the two
- 8.9. Implementation of MLP (Multilayer Perceptron) with Keras
 - 8.9.1. Definition of the network structure
 - 8.9.2. Model compilation
 - 8.9.3. Model Training
- 8.10. Fine tuning hyperparameters of neural networks
 - 8.10.1. Selection of the activation function
 - 8.10.2. Set the Learning rate
 - 8.10.3. Adjustment of weights

Module 9. Training of Deep Neural Networks

- 9.1. Gradient problems
 - 9.1.1. Techniques of optimization of gradient
 - 9.1.2. Stochastic gradients
 - 9.1.3. Techniques of initialization of weights
- 9.2. Reuse of pre-formed layers
 - 9.2.1. Learning transfer training
 - 9.2.2. Feature Extraction
 - 9.2.3. Deep Learning
- 9.3. Optimizers
 - 9.3.1. Stochastic gradient drop optimizers
 - 9.3.2. Optimizers Adam and RMSprop
 - 9.3.3. Optimizers at the moment
- 9.4. Programming of the learning rate
 - 9.4.1. Control of machine learning rate
 - 9.4.2. Learning cycles
 - 9.4.3. Softening terms
- 9.5. Overadjustment
 - 9.5.1. Cross Validation
 - 9.5.2. Regularization
 - 9.5.3. Evaluation Metrics
- 9.6. Practical Guidelines
 - 9.6.1. Model design
 - 9.6.2. Selection of metrics and evaluation parameters
 - 9.6.3. Hypothesis tests
- 9.7. Transfer Learning
 - 9.7.1. Learning transfer training
 - 9.7.2. Feature Extraction
 - 9.7.3. Deep Learning
- 9.8. Data Augmentation
 - 9.8.1. Image transformations
 - 9.8.2. Generation of synthetic data
 - 9.8.3. Text transformation

- 9.9. Practical Application of Transfer Learning
 - 9.9.1. Learning transfer training
 - 9.9.2. Feature Extraction
 - 9.9.3. Deep Learning
- 9.10. Regularization
 - 9.10.1. L and L
 - 9.10.2. Regularization by maximum entropy
 - 9.10.3. Dropout

Module 10. Model Customization and Training with TensorFlow

- 10.1. TensorFlow
 - 10.1.1. Use of the TensorFlow library
 - 10.1.2. Model training with TensorFlow
 - 10.1.3. Operations with graphics in TensorFlow
- 10.2. TensorFlow and NumPy
 - 10.2.1. NumPy computing environment for TensorFlow
 - 10.2.2. Using NumPy arrays with TensorFlow
 - 10.2.3. NumPy operations for TensorFlow graphics
- 10.3. Customization of training models and algorithms
 - 10.3.1. Building custom models with TensorFlow
 - 10.3.2. Management of training parameters
 - 10.3.3. Use of optimization techniques for training
- 10.4. TensorFlow features and graphics
 - 10.4.1. Functions with TensorFlow
 - 10.4.2. Use of graphics for model training
 - 10.4.3. Graphics optimization with TensorFlow operations
- 10.5. Loading and preprocessing data with TensorFlow
 - 10.5.1. Loading data sets with TensorFlow
 - 10.5.2. Preprocessing data with TensorFlow
 - 10.5.3. Using TensorFlow tools for data manipulation
- 10.6. The API tfdata
 - 10.6.1. Using the tfdataAPI for data processing
 - 10.6.2. Construction of data streams with tfdata
 - 10.6.3. Using the tfdataAPI for model training

- 10.7. The TFRecord format
 - 10.7.1. Using the TFRecord API for data serialization
 - 10.7.2. TFRecord file upload with TensorFlow
 - 10.7.3. Using TFRecord files for model training
- 10.8. Layers of preprocessing of Keras
 - 10.8.1. Using the Keras Preprocessing API
 - 10.8.2. Preprocessing pipelined construction with Keras
 - 10.8.3. Using Keras Preprocessing API for Model Training
- 10.9. The TensorFlow Datasets project
 - 10.9.1. Using TensorFlow Datasets for data loading
 - 10.9.2. Preprocessing Data with TensorFlow Datasets
 - 10.9.3. Using TensorFlow Datasets for model training
- 10.10. Building a Deep Learning App with TensorFlow
 - 10.10.1. Practical Application
 - 10.10.2. Building a Deep Learning App with TensorFlow
 - 10.10.3. Model training with TensorFlow
 - 10.10.4. Using the application to predict results

Module 11. Deep Computer Vision with Convolutional Neural Networks

- 11.1. The Visual Cortex Architecture
 - 11.1.1. Functions of the visual cortex
 - 11.1.2. Theories of the computational vision
 - 11.1.3. Image processing models
- 11.2. Convolutional layers
 - 11.2.1. Reuse of weights in convolution
 - 11.2.2. Convolution D
 - 11.2.3. Activation Functions
- 11.3. Layers of grouping and implementation of layers of grouping with Keras
 - 11.3.1. Pooling and Striding
 - 11.3.2. Flattening
 - 11.3.3. Types of Pooling
- 11.4. CNN Architecture
 - 11.4.1. VGG Architecture
 - 11.4.2. AlexNet architecture
 - 11.4.3. Architecture ResNet

- 11.5. Implementing a CNN ResNet- using Keras
 - 11.5.1. Initialization of weights
 - 11.5.2. Definition of the input layer
 - 11.5.3. Definition of the output
- 11.6. Use of pre-trained Keras models
 - 11.6.1. Characteristics of the pre-trained models
 - 11.6.2. Uses of the pre-trained models
 - 11.6.3. Advantages of pre-trained models
- 11.7. Pre-training models for transfer learning
 - 11.7.1. Learning by Transfer
 - 11.7.2. Learning process by transfer
 - 11.7.3. The benefits of transfer learning
- 11.8. Deep Computer Vision Classification and Localization
 - 11.8.1. Image Classification
 - 11.8.2. Location of objects in images
 - 11.8.3. Object Detection
- 11.9. Object detection and object tracking
 - 11.9.1. Methods of detection of objects
 - 11.9.2. Algorithms for tracking objects
 - 11.9.3. Tracking and tracing techniques
- 11.10. Semantic Segmentation
 - 11.10.1. Deep learning for semantic segmentation
 - 11.10.2. Edge Detection
 - 11.10.3. Segmentation methods based on rules

Module 12. Natural Language Processing (NLP) with Natural Recurrent Neural Networks (NRN) and Attention

- 12.1. Text generation using RNN
 - 12.1.1. RNN training for text generation
 - 12.1.2. Natural language generation with RNN
 - 12.1.3. Text generation applications with RNN
- 12.2. Creating the training data set
 - 12.2.1. Preparing data for NRN training
 - 12.2.2. Storage of training data set
 - 12.2.3. Cleaning and transformation of data
 - 12.2.4. Sentiment Analysis
- 12.3. Rating of reviews with RNN
 - 12.3.1. Detection of topics in comments
 - 12.3.2. Sentiment analysis with deep learning algorithms
- 12.4. Encoder-decoder network for neural machine translation
 - 12.4.1. Training an RNN for machine translation
 - 12.4.2. Use of an encoder-decoder network for machine translation
 - 12.4.3. Improving machine translation accuracy with RNN
- 12.5. Care mechanisms
 - 12.5.1. Application of care mechanisms in NRN
 - 12.5.2. Use of care mechanisms to improve model accuracy
 - 12.5.3. Advantages of attention mechanisms in neural networks
- 12.6. Transformers Models
 - 12.6.1. Using Transformersmodels for natural language processing
 - 12.6.2. Application of Transformersmodels for vision
 - 12.6.3. Advantages of the Transformers models
- 12.7. Transformers for vision
 - 12.7.1. Use of Transformers models for vision
 - 12.7.2. Preprocessing of the image data
 - 12.7.3. Training a Transformers model for vision
- 12.8. Hugging Face's TransformersBookstore
 - 12.8.1. Using the Hugging Face TransformersLibrary
 - 12.8.2. Hugging Face TransformersLibrary App
 - 12.8.3. Advantages of Hugging Face's Transformerslibrary
- 12.9. Other bookstores of Transformers. Comparison
 - 12.9.1. Comparison between different Transformerslibraries
 - 12.9.2. Use of other Transformerslibraries
 - 12.9.3. Advantages of the other Transformerslibraries
- 12.10. Development of an NLP Application with RNN and Care. Practical Application
 - 12.10.1. Development of a natural language processing application with RNN and care
 - 12.10.2. Use of RNN, attention mechanisms and Transformersmodels in the application
 - 12.10.3. Evaluation of the practical implementation

Module 13. Autoencoders, GANs, and Diffusion Models

- 13.1. Efficient data representations
 - 13.1.1. Dimensionality Reduction
 - 13.1.2. Deep Learning
 - 13.1.3. Compact representations
- 13.2. Realization of PCA with an incomplete linear automatic encoder
 - 13.2.1. Training process
 - 13.2.2. Python implementation
 - 13.2.3. Use of test data
- 13.3. Stacked automatic encoders
 - 13.3.1. Deep Neural Networks
 - 13.3.2. Construction of coding architectures
 - 13.3.3. Use of regularization
- 13.4. Autocodificadores convolucionales
 - 13.4.1. Design of convolutional models
 - 13.4.2. Training of convolutional models
 - 13.4.3. Results Evaluation
- 13.5. Noise elimination from automatic encoders
 - 13.5.1. Filter application
 - 13.5.2. Design of coding models
 - 13.5.3. Use of regularization techniques
- 13.6. Dispersed automatic encoders
 - 13.6.1. Increase the efficiency of coding
 - 13.6.2. Minimizing the number of parameters
 - 13.6.3. Use of regularization techniques
- 13.7. Automatic variational encoders
 - 13.7.1. Use of variational optimization
 - 13.7.2. Unsupervised deep learning
 - 13.7.3. Deep latent representations

- 13.8. Generation of fashion MNIST images
 - 13.8.1. Pattern recognition
 - 13.8.2. Image generation
 - 13.8.3. Training of Deep Neural Networks
- 13.9. Generative adversarial networks and dissemination models
 - 13.9.1. Generation of content from images
 - 13.9.2. Modeling of data distributions
 - 13.9.3. Use of adversarial networks
- 13.10. Implementation of the Models
 - 13.10.1. Practical Application
 - 13.10.2. Implementation of the models
 - 13.10.3. Use of real data
 - 13.10.4. Results Evaluation

Module 14. Bio-Inspired Computing

- 14.1. Introduction to Bio-Inspired Computing
 - 14.1.1. Introduction to Bio-Inspired Computing
- 14.2. Social Adaptation Algorithms
 - 14.2.1. Bio-Inspired Computation Based on Ant Colonies
 - 14.2.2. Variants of Ant Colony Algorithms
 - 14.2.3. Particle Cloud Computing
- 14.3. Genetic Algorithms
 - 14.3.1. General Structure
 - 14.3.2. Implementations of the Major Operators
- 14.4. Space Exploration-Exploitation Strategies for Genetic Algorithms
 - 14.4.1. CHC Algorithm
 - 14.4.2. Multimodal Problems

- 14.5. Evolutionary Computing Models (I)
 - 14.5.1. Evolutionary Strategies
 - 14.5.2. Evolutionary Programming
 - 14.5.3. Algorithms Based on Differential Evolution
- 14.6. Evolutionary Computation Models (II)
 - 14.6.1. Evolutionary Models Based on Estimation of Distributions (EDA)
 - 14.6.2. Genetic Programming
- 14.7. Evolutionary Programming Applied to Learning Problems
 - 14.7.1. Rules-Based Learning
 - 14.7.2. Evolutionary Methods in Instance Selection Problems
- 14.8. Multi-Objective Problems
 - 14.8.1. Concept of Dominance
 - 14.8.2. Application of Evolutionary Algorithms to Multi-Objective Problems
- 14.9. Neural Networks (I)
 - 14.9.1. Introduction to Neural Networks
 - 14.9.2. Practical Example with Neural Networks
- 14.10. Neural Networks (II)
 - 14.10.1. Use Cases of Neural Networks in Medical Research
 - 14.10.2. Use Cases of Neural Networks in Economics
 - 14.10.3. Use Cases of Neural Networks in Artificial Vision

Module 15. Artificial Intelligence: Strategies and Applications

- 15.1. Financial Services
 - 15.1.1. The implications of Artificial Intelligence (AI) in financial services. Opportunities and challenges
 - 15.1.2. Case Uses
 - 15.1.3. Potential Risks Related to the Use of AI
 - 15.1.4. Potential Future Developments/Uses of AI
- 15.2. Implications of Artificial Intelligence in the Healthcare Service
 - 15.2.1. Implications of AI in the Healthcare Sector. Opportunities and Challenges
 - 15.2.2. Case Uses
- 15.3. Risks Related to the Use of AI in the Health Service
 - 15.3.1. Potential Risks Related to the Use of AI
 - 15.3.2. Potential Future Developments/Uses of AI
- 15.4. Retail
 - 15.4.1. Implications of AI in Retail. Opportunities and Challenges
 - 15.4.2. Case Uses
 - 15.4.3. Potential Risks Related to the Use of AI
 - 15.4.4. Potential Future Developments/Uses of AI
- 15.5. Industry
 - 15.5.1. Implications of AI in Industry. Opportunities and Challenges
 - 15.5.2. Case Uses
- 15.6. Potential risks related to the use of AI in industry
 - 15.6.1. Case Uses
 - 15.6.2. Potential Risks Related to the Use of AI
 - 15.6.3. Potential Future Developments/Uses of AI
- 15.7. Public Administration.

- 15.7.1. AI implications for public administration. Opportunities and Challenges
- 15.7.2. Case Uses
- 15.7.3. Potential Risks Related to the Use of AI
- 15.7.4. Potential Future Developments/Uses of AI
- 15.8. Educational
 - 15.8.1. AI implications for education. Opportunities and Challenges
 - 15.8.2. Case Uses
 - 15.8.3. Potential Risks Related to the Use of AI
 - 15.8.4. Potential Future Developments/Uses of AI
- 15.9. Forestry and Agriculture
 - 15.9.1. Implications of AI in Forestry and Agriculture. Opportunities and Challenges
 - 15.9.2. Case Uses
 - 15.9.3. Potential Risks Related to the Use of AI
 - 15.9.4. Potential Future Developments/Uses of AI
- 15.10. Human Resources
 - 15.10.1. Implications of AI for Human Resources Opportunities and Challenges
 - 15.10.2. Case Uses
 - 15.10.3. Potential Risks Related to the Use of AI
 - 15.10.4. Potential Future Developments/Uses of AI



Position yourself in the labor market with a 100% online program that adapts to your needs and allows you an immersive and solid learning"

06

Methodology

This academic program offers students a different way of learning. Our methodology uses a cyclical learning approach: **Relearning**.

This teaching system is used, for example, in the most prestigious medical schools in the world, and major publications such as the **New England Journal of Medicine** have considered it to be one of the most effective.



“

Discover Relearning, a system that abandons conventional linear learning, to take you through cyclical teaching systems: a way of learning that has proven to be extremely effective, especially in subjects that require memorization"

Case Study to contextualize all content

Our program offers a revolutionary approach to developing skills and knowledge. Our goal is to strengthen skills in a changing, competitive, and highly demanding environment.

“

At TECH, you will experience a learning methodology that is shaking the foundations of traditional universities around the world”



You will have access to a learning system based on repetition, with natural and progressive teaching throughout the entire syllabus.



The student will learn to solve complex situations in real business environments through collaborative activities and real cases.

A learning method that is different and innovative

This TECH program is an intensive educational program, created from scratch, which presents the most demanding challenges and decisions in this field, both nationally and internationally. This methodology promotes personal and professional growth, representing a significant step towards success. The case method, a technique that lays the foundation for this content, ensures that the most current economic, social and professional reality is taken into account.

“*Our program prepares you to face new challenges in uncertain environments and achieve success in your career”*

The case method has been the most widely used learning system among the world's leading Information Technology schools for as long as they have existed. The case method was developed in 1912 so that law students would not only learn the law based on theoretical content. It consisted of presenting students with real-life, complex situations for them to make informed decisions and value judgments on how to resolve them. In 1924, Harvard adopted it as a standard teaching method.

What should a professional do in a given situation? This is the question that you are presented with in the case method, an action-oriented learning method. Throughout the course, students will be presented with multiple real cases. They will have to combine all their knowledge and research, and argue and defend their ideas and decisions.

Relearning Methodology

TECH effectively combines the Case Study methodology with a 100% online learning system based on repetition, which combines different teaching elements in each lesson.

We enhance the Case Study with the best 100% online teaching method: Relearning.

In 2019, we obtained the best learning results of all online universities in the world.

At TECH you will learn using a cutting-edge methodology designed to train the executives of the future. This method, at the forefront of international teaching, is called Relearning.

Our university is the only one in the world authorized to employ this successful method. In 2019, we managed to improve our students' overall satisfaction levels (teaching quality, quality of materials, course structure, objectives...) based on the best online university indicators.



In our program, learning is not a linear process, but rather a spiral (learn, unlearn, forget, and re-learn). Therefore, we combine each of these elements concentrically.

This methodology has trained more than 650,000 university graduates with unprecedented success in fields as diverse as biochemistry, genetics, surgery, international law, management skills, sports science, philosophy, law, engineering, journalism, history, and financial markets and instruments. All this in a highly demanding environment, where the students have a strong socio-economic profile and an average age of 43.5 years.

Relearning will allow you to learn with less effort and better performance, involving you more in your training, developing a critical mindset, defending arguments, and contrasting opinions: a direct equation for success.

From the latest scientific evidence in the field of neuroscience, not only do we know how to organize information, ideas, images and memories, but we know that the place and context where we have learned something is fundamental for us to be able to remember it and store it in the hippocampus, to retain it in our long-term memory.

In this way, and in what is called neurocognitive context-dependent e-learning, the different elements in our program are connected to the context where the individual carries out their professional activity.



This program offers the best educational material, prepared with professionals in mind:



Study Material

All teaching material is produced by the specialists who teach the course, specifically for the course, so that the teaching content is highly specific and precise.

These contents are then applied to the audiovisual format, to create the TECH online working method. All this, with the latest techniques that offer high quality pieces in each and every one of the materials that are made available to the student.



Classes

There is scientific evidence suggesting that observing third-party experts can be useful.

Learning from an Expert strengthens knowledge and memory, and generates confidence in future difficult decisions.



Practising Skills and Abilities

They will carry out activities to develop specific skills and abilities in each subject area. Exercises and activities to acquire and develop the skills and abilities that a specialist needs to develop in the context of the globalization that we are experiencing.



Additional Reading

Recent articles, consensus documents and international guidelines, among others. In TECH's virtual library, students will have access to everything they need to complete their course.





Case Studies

Students will complete a selection of the best case studies chosen specifically for this program. Cases that are presented, analyzed, and supervised by the best specialists in the world.



Interactive Summaries

The TECH team presents the contents attractively and dynamically in multimedia lessons that include audio, videos, images, diagrams, and concept maps in order to reinforce knowledge.

This exclusive educational system for presenting multimedia content was awarded by Microsoft as a "European Success Story".



Testing & Retesting

We periodically evaluate and re-evaluate students' knowledge throughout the program, through assessment and self-assessment activities and exercises, so that they can see how they are achieving their goals.



07 Certificate

The Professional Master's Degree in Artificial Intelligence guarantees students, in addition to the most rigorous and up-to-date education, access to a Professional Master's Degree diploma issued by TECH Technological University.



“

Successfully complete this program and receive your university qualification without having to travel or fill out laborious paperwork"

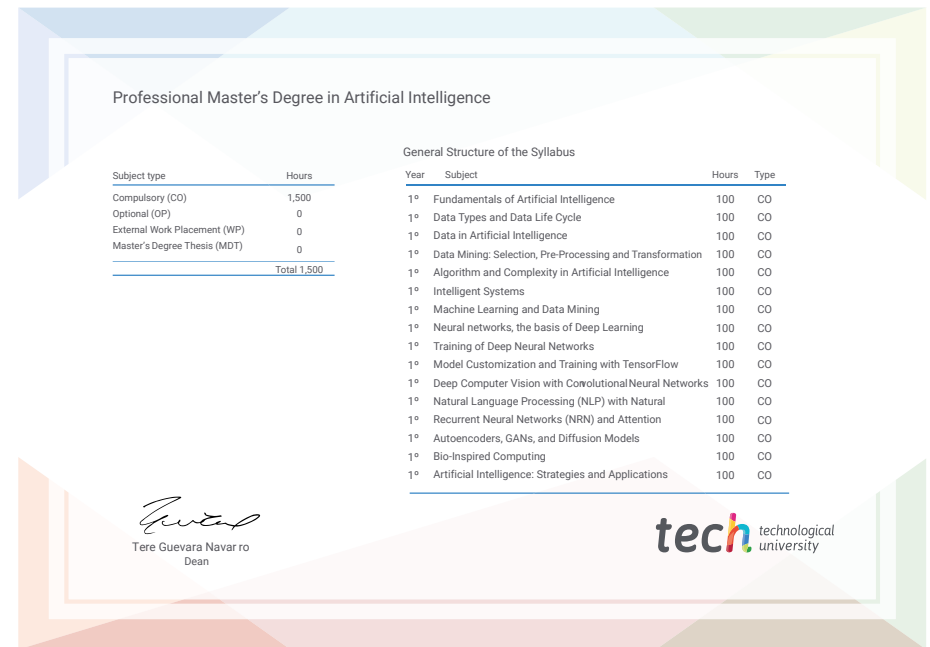
This **Professional Master's Degree in Artificial Intelligence** contains the most complete and up-to-date program on the market.

After the student has passed the assessments, they will receive their corresponding **Professional Master's Degree** diploma issued by **issued by TECH Technological University** via tracked delivery*.

The diploma issued by **TECH Technological University** will reflect the qualification obtained in the Professional Master's Degree, and meets the requirements commonly demanded by labor exchanges, competitive examinations and professional career evaluation committees.

Title: **Professional Master's Degree in Artificial Intelligence**

Official No. of Hours: **1,500 h.**



*Apostille Convention. In the event that the student wishes to have their paper diploma issued with an apostille, TECH EDUCATION will make the necessary arrangements to obtain it, at an additional cost.



Professional Master's Degree Artificial Intelligence

- » Modality: online
- » Duration: 12 months
- » Certificate: TECH Technological University
- » Dedication: 16h/week
- » Schedule: at your own pace
- » Exams: online

Professional Master's Degree Artificial Intelligence