

Postgraduate Diploma Organ



Postgraduate Diploma Organ

- » Modality: online
- » Duration: 6 months
- » Certificate: TECH Technological University
- » Dedication: 16h/week
- » Schedule: at your own pace
- » Exams: online

Website: www.techtute.com/us/humanities/postgraduate-diploma/postgraduate-diploma-organ

Index

01

Introduction

p. 4

02

Objectives

p. 8

03

Structure and Content

p. 12

04

Methodology

p. 18

05

Certificate

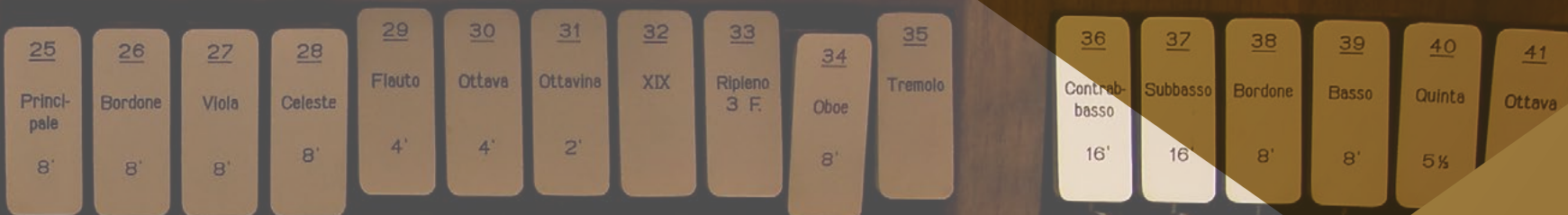
p. 26

01

Introduction

The history of the Organ is very complex and diverse. It is an instrument of pagan origin that for centuries was the main tool of composition for the accompaniment of liturgies, events, movies during the era of silent films, etc. The mastering of this instrument is considered by professionals in the musical field as one of the most difficult to achieve. However, scientific progress has contributed to the development of new models that facilitate its use, so playing it with excellence is becoming accessible to a more people. For all those professionals who want to achieve it through the course of a specific degree in this field, TECH and its team of experts in musicology have developed this very complete 100% online program with which they can get started in the fingering and the use of both hands, as well as in the fundamentals of organ sound and its use in today's cultural sphere.





“

If you are looking for a program with which to get started in the playing of the Organ, this Postgraduate Diploma is perfect for you. Are you going to pass up the opportunity to take it in just 6 months?"

The Organ is considered by musicology experts as one of the most emblematic instruments of Western music. It is a sound mechanism more than 300 years old and with which great composers took their first steps. Its characteristic sound produced by the air blown through the hundreds of pipes that compose it has defined periods, situations and events, becoming, in addition, the tool par excellence to liven up the first films in the early twentieth century.

Today, the importance of this instrument is still latent in the cultural sphere, especially in the religious context, where organs continue to be part of the musical accompaniments of masses and liturgies. For this reason, there are many people interested in preserving its essence by learning how to use it, something that they can work on with the course of this Postgraduate Diploma. This is an academic experience of 450 hours through which students will be introduced to fingering and rhythmic-melodic independence with both hands, achieving, in only 6 months of multidisciplinary learning, a perfect command of scales, musical reading and the language of sound in general. In addition, the students will delve specifically into its history and characteristics, allowing them to develop a specialized knowledge to manage its sound flow and the different playing modalities it offers.

For this, the student will have the best theory, practical and additional material, elaborated by a team versed in musicology and organology with decades of experience in the field. In addition to the syllabus, you will find case studies, research articles, complementary readings, news, dynamic summaries of each unit, frequently asked questions and self-knowledge exercises to contextualize the information and delve deeper into the sections you consider most important for your professional performance. All this, in a 100% online format and through an academic experience with which you will undoubtedly become an expert without the need to attend on-site classes.

This **Postgraduate Diploma in Organ** contains the most complete and up-to-date program on the market. The most important features include:

- ♦ The development of case studies presented by experts in musical conducting
- ♦ The graphic, schematic and practical contents of the book provide technical and practical information on those disciplines that are essential for professional practice
- ♦ Practical exercises where self-assessment can be used to improve learning
- ♦ Its special emphasis on innovative methodologies
- ♦ Theoretical lessons, questions to the expert, debate forums on controversial topics, and individual reflection assignments
- ♦ Content that is accessible from any fixed or portable device with an Internet connection



You will work on fingering based on the most innovative and effective strategies of mobility, independence and strength of the fingers"

“ *You will have unlimited access to the virtual campus, where you will find additional high-quality material to delve into the syllabus in a personalized way”*

Its teaching staff includes professionals from the sector who bring their work experience to this program, in addition to recognized specialists from leading societies and universities.

The multimedia content, developed with the latest educational technology, will provide the professional with situated and contextual learning, i.e., a simulated environment that will provide immersive education programmed to learn in real situations.

This program is designed around Problem-Based Learning, whereby the professional must try to solve the different professional practice situations that arise during the academic year. This will be done with the help of an innovative system of interactive videos made by renowned experts.

A unique academic opportunity to become an expert in organology and musical expression through different instruments and your own voice.

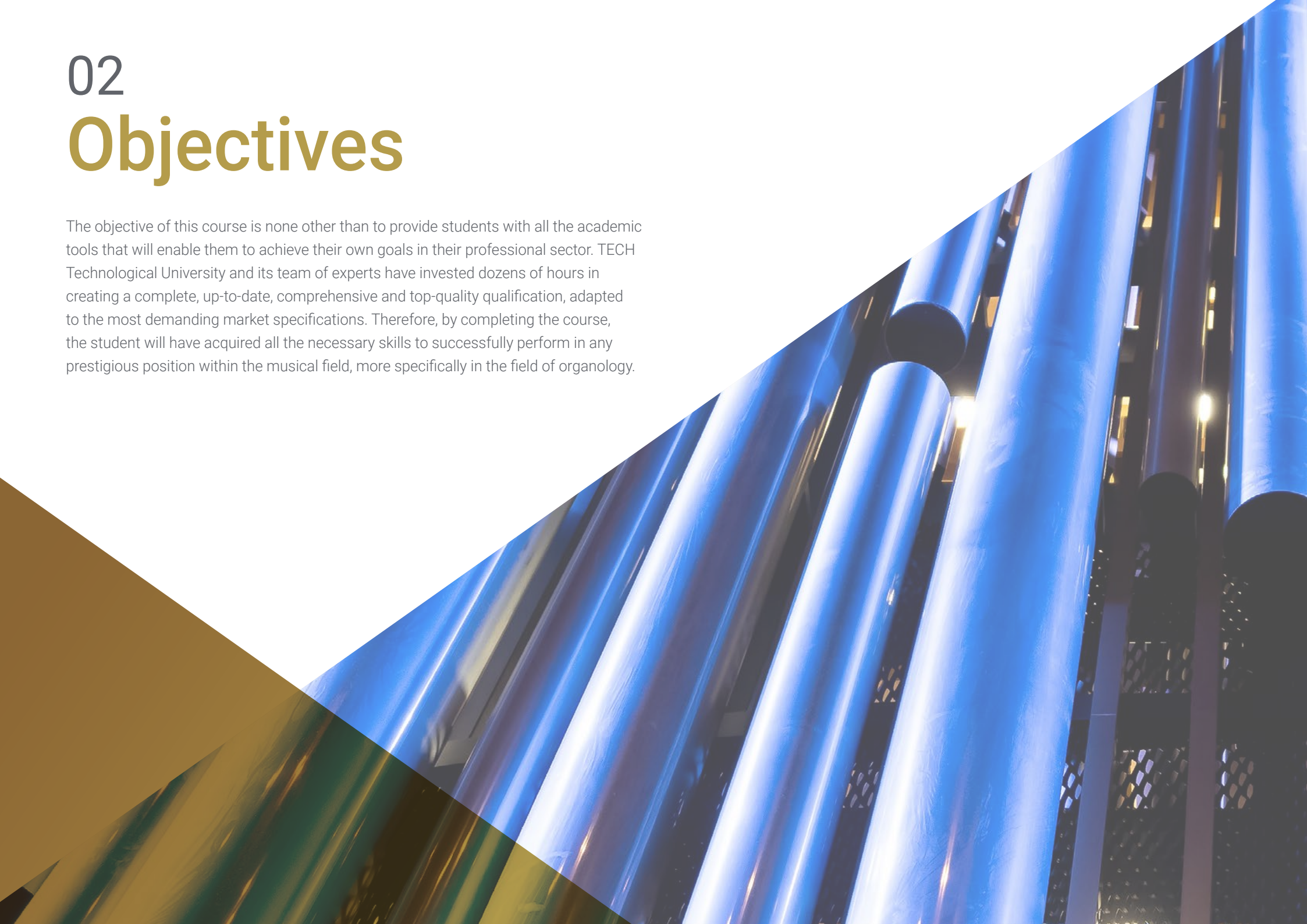
You will have 450 hours of theoretical, practical and additional material to delve, in a personalized way, into aspects of the syllabus such as scales and two-hand reading.



02

Objectives

The objective of this course is none other than to provide students with all the academic tools that will enable them to achieve their own goals in their professional sector. TECH Technological University and its team of experts have invested dozens of hours in creating a complete, up-to-date, comprehensive and top-quality qualification, adapted to the most demanding market specifications. Therefore, by completing the course, the student will have acquired all the necessary skills to successfully perform in any prestigious position within the musical field, more specifically in the field of organology.



“

If your goals include mastering the musical language and scales, in this Postgraduate Diploma you will find all the information you need to excel yourself”



General Objectives

- ♦ Develop a broad and specialized knowledge of organ playing
- ♦ Learn the most innovative and specialized academic strategies for fingering on the piano and organ



A qualification through which you will delve into the intricacies of the piano and the Organ, the keys to tuning and the guidelines for practicing fingering”





Specific Objectives

Module 1. Introduction to the Piano

- ♦ Develop a correct fingering, exercising the mobility, independence and strength of the fingers
- ♦ Achieve rhythmic-melodic independence between the two hands
- ♦ Know and play scales
- ♦ Know and apply different articulations
- ♦ Reach a basic level of reading with two hands
- ♦ Relate and apply the knowledge of musical language to the instrument

Module 2. Organ

- ♦ Know the sound fundamentals of the organ and acquire the ability to use its possibilities
- ♦ Demonstrate the level of motor coordination between hands and feet necessary to cope with the demands of the repertoire
- ♦ Control and manage the sound flow of the Organ and the different playing modalities, depending on the acoustics of the room where it is located
- ♦ Know and use, in the different types of Organ, the registration, according to the period and style of the music intended for them

Module 3. Organology

- ♦ Express themselves musically with their instrument/voice in a way that is based on knowledge and mastery of instrumental and body technique
- ♦ Carry out practical work on the classification of musical instruments
- ♦ Know the sources and related disciplines for the study of musical instruments
- ♦ Evaluate current methodological trends

03

Structure and Content

Developing this program has been a real challenge for TECH Technological University and its team of experts, who, despite being versed in Musicology and Organology, have had to carry out an exhaustive research task to shape a complete, comprehensive, up-to-date and adapted to the pedagogical criteria that define and differentiate this university. In addition, with an emphasis on the multidisciplinary factor that characterizes all the qualifications of this center, they have also included in their content hours of additional material in audiovisual format, research articles, dynamic summaries and complementary readings so that the graduate can take full advantage of this educational experience and delve into the most relevant aspects of the syllabus for their professional performance.





“

In the Virtual Campus, you will find detailed videos, research articles, complementary readings and much more additional material to contextualize the information and delve deeper into the sections you consider necessary”

Module 1. Introduction to the Piano

- 1.1. The Piano
 - 1.1.1. Organological Description of the Piano Musical Instrument
 - 1.1.2. Main Parts of the Piano
 - 1.1.3. Evolution of the Piano as a Musical Instrument
 - 1.1.4. Most Important Composers
- 1.2. The Musical Notes
 - 1.2.1. Location of the Notes
 - 1.2.2. G Clef and F Clef
 - 1.2.3. Association of Right Hand and Left Hand
 - 1.2.4. Ascending and Descending Musical Notes
 - 1.2.5. Fingering
- 1.3. Figures, Dynamics and Musical Nuances
 - 1.3.1. Musical Figures and their Practical Applications
 - 1.3.2. Dynamics and their Practical Application
 - 1.3.3. Musical Nuances and their Practical Applications
 - 1.3.4. Figures, Dynamics and Musical Nuances Together on the Piano
- 1.4. Introduction to Musical Reading
 - 1.4.1. Reading Sheet Music in G Clef
 - 1.4.2. Reading Sheet Music in F Clef
 - 1.4.3. Combination of the Two Musical Clefs
 - 1.4.4. Internalization of the Concepts Acquired in the Piano
- 1.5. Improvisation
 - 1.5.1. Main Musical Scales
 - 1.5.2. Main Musical Chords
 - 1.5.3. The Main Tones
 - 1.5.4. Techniques of Musical Improvisation
- 1.6. Aural Application
 - 1.6.1. Aural Recognition of Melodic Intervals
 - 1.6.2. Aural Recognition of Major and Minor Chords
 - 1.6.3. Aural Recognition of Augmented and Diminished Chords
 - 1.6.4. Playing Intervals
 - 1.6.5. Playing Major and Minor Chords

- 1.7. Composition
 - 1.7.1. Written Composition of a Short Musical Piece in G Clef
 - 1.7.2. Written Composition of a Short Musical Piece in F Clef
 - 1.7.3. Composition of a Passage of a Musical Piece Using Both Musical Clefs
 - 1.7.4. Improvised Composition of a Short Musical Piece
- 1.8. Sight-Reading
 - 1.8.1. Sight-Reading Intonation
 - 1.8.2. Rhythm at First Sight
 - 1.8.3. Sight-Reading of a Short Musical Piece in G Clef
 - 1.8.4. Sight-Reading of a Short Musical Piece in F Clef
 - 1.8.5. Sight-Reading of a Passage in G and F Clef
- 1.9. The Pedal
 - 1.9.1. Introduction to the Pedal
 - 1.9.2. Recognition of the Three Piano Pedals
 - 1.9.3. Recognition of the Pedal Symbols
 - 1.9.4. Coordination and Internalization of the Pedal with Both Hands
- 1.10. Four-Hand Technique
 - 1.10.1. What is Four-Hand Playing?
 - 1.10.2. Main Repertoire Composed to be Played by Four Hands
 - 1.10.3. Performance of a Four-Hand Piece in its Melodic Part
 - 1.10.4. Performance of a Four-Hand Piece in its Harmonic Part

Module 2. Organ

- 2.1. Organ
 - 2.1.1. Introduction to the Organ
 - 2.1.2. The Organ in Ancient and Middle Ages
 - 2.1.3. The Organ in Classicism and Romanticism
 - 2.1.4. The Organ in the Baroque
- 2.2. How the Organ Works
 - 2.2.1. How is the Sound Made?
 - 2.2.2. The Change of Pitch and Timbre
 - 2.2.3. The Valves and Windchests
 - 2.2.4. Positive Organ

- 2.3. Structural Composition of the Organ
 - 2.3.1. The Box
 - 2.3.2. The Console
 - 2.3.3. Manual
 - 2.3.4. Pedalboard
- 2.4. Parts of the Organ
 - 2.4.1. Records
 - 2.4.2. Pipes
 - 2.4.3. Secret
 - 2.4.4. Mechanisms
 - 2.4.5. Bellows
- 2.5. The German Music of the 17th-18th Centuries
 - 2.5.1. Bach
 - 2.5.2. Pachelbel
 - 2.5.3. Walther
 - 2.5.4. Boehm
- 2.6. Most Relevant Organ Pieces
 - 2.6.1. Baroque Period
 - 2.6.2. Classicism
 - 2.6.3. Romanticism
 - 2.6.4. 20th Century
- 2.7. The Portable Organ, Realejo and Positive
 - 2.7.1. Introduction
 - 2.7.2. The Portable Organ
 - 2.7.3. The Realejo
 - 2.7.4. Positive Organ
- 2.8. The Wanamaker Organ
 - 2.8.1. Introduction
 - 2.8.2. History
 - 2.8.3. The Architectural Layout of the Organ
 - 2.8.4. Music Composed Specifically for the Wanamaker Organ

- 2.9. The Organ in Cinema and Videogames
 - 2.9.1. Pirates of the Caribbean
 - 2.9.2. Interstellar
 - 2.9.3. The Legend Of Zelda
 - 2.9.4. Final Fantasy IV
- 2.10. The Most Famous Organs in the World
 - 2.10.1. The Organ of the Cathedral of Notre Dame (Paris)
 - 2.10.2. The Organ of St. Stephen's Cathedral (Passau)
 - 2.10.3. The Organ of the Basilica of Notre-Dame (Alençon)
 - 2.10.4. The Organ of the Oliwa Cathedral (Gdańsk)

Module 3. Organology

- 3.1. The Organology
 - 3.1.1. What is Organology?
 - 3.1.2. Concept of Musical Instrument
 - 3.1.3. Concept and Purpose of Musical Instrument Classifications
 - 3.1.4. Musical Instruments Classification. Hornbostel-Sachs
- 3.2. Historical Process of Musical Instruments
 - 3.2.1. The First Musical Instruments. Prehistoric Instruments
 - 3.2.2. Ancient Instruments
 - 3.2.3. Instruments in the Middle Ages
 - 3.2.4. Instruments in the Modern Age
 - 3.2.5. The Instruments in the Renaissance and Baroque
 - 3.2.6. Instruments in Classicism and Romanticism
- 3.3. Idiophones
 - 3.3.1. What is an Idiophone?
 - 3.3.2. Percussive Idiophones
 - 3.3.3. Shaken Idiophones
 - 3.3.4. Plucked Idiophones
 - 3.3.5. Friction Idiophones
 - 3.3.6. With the Hand

- 3.4. Membranophones
 - 3.4.1. What is a Membranophone?
 - 3.4.2. Percussed Membranophones
 - 3.4.3. Fretted Membranophones
 - 3.4.4. Singing Membranophone
- 3.5. Aerophone
 - 3.5.1. What is an Aerophone?
 - 3.5.2. Classification According to Manufacturing Materials
 - 3.5.2.1. Brass Aerophones
 - 3.5.2.2. Woodwind Aerophones
 - 3.5.2.3. Wind-Mechanical Aerophones
 - 3.5.3. Single Reed Aerophones
 - 3.5.4. Double Reed Aerophones
 - 3.5.5. Embouchure Aerophones
 - 3.5.6. Mouthpiece Aerophones
 - 3.5.7. Aerophones with Air Reservoir
- 3.6. Chordophones
 - 3.6.1. What is a Chordophone?
 - 3.6.2. Plucked String Chordophones
 - 3.6.3. Fretted Stringed Chordophones
 - 3.6.4. Plucked String Chordophones
- 3.7. Electrophones
 - 3.7.1. What is an Electrophone?
 - 3.7.2. Sachs and Galpin
 - 3.7.3. Electromechanical Electrophones
 - 3.7.4. Electronic Electrophones
- 3.8. The Musical Iconography
 - 3.8.1. Definition of Musical Iconography
 - 3.8.2. The Musical Iconography in the Prehistory and Ancient Times
 - 3.8.3. The Medieval Musical Iconography
 - 3.8.4. Main Pictorial Art Pieces



- 3.9. The Portico of Glory
 - 3.9.1. Introduction
 - 3.9.2. Master Mateo
 - 3.9.3. The Architectural Structure of the Portico of Glory
 - 3.9.4. Musical Instruments
- 3.10. The Codex Calixtinus
 - 3.10.1. What is the Codex Calixtinus?
 - 3.10.2. The History of the Codex Calixtinus
 - 3.10.3. The Structure of the Codex Calixtinus
 - 3.10.4. Music of the Codex Calixtinus

“Enroll today in this Postgraduate Diploma and start enjoying an academic experience that will mark a before and after in your professional career”



04

Methodology

This academic program offers students a different way of learning. Our methodology uses a cyclical learning approach: **Relearning**.

This teaching system is used, for example, in the most prestigious medical schools in the world, and major publications such as the **New England Journal of Medicine** have considered it to be one of the most effective.



“

Discover Relearning, a system that abandons conventional linear learning, to take you through cyclical teaching systems: a way of learning that has proven to be extremely effective, especially in subjects that require memorization"

Case Study to contextualize all content

Our program offers a revolutionary approach to developing skills and knowledge. Our goal is to strengthen skills in a changing, competitive, and highly demanding environment.

“

At TECH, you will experience a learning methodology that is shaking the foundations of traditional universities around the world"



You will have access to a learning system based on repetition, with natural and progressive teaching throughout the entire syllabus.



The student will learn to solve complex situations in real business environments through collaborative activities and real cases.

A learning method that is different and innovative

This TECH program is an intensive educational program, created from scratch, which presents the most demanding challenges and decisions in this field, both nationally and internationally. This methodology promotes personal and professional growth, representing a significant step towards success. The case method, a technique that lays the foundation for this content, ensures that the most current economic, social and professional reality is taken into account.

“*Our program prepares you to face new challenges in uncertain environments and achieve success in your career*”

The case method has been the most widely used learning system among the world's leading Humanities schools for as long as they have existed. The case method was developed in 1912 so that law students would not only learn the law based on theoretical content. It consisted of presenting students with real-life, complex situations for them to make informed decisions and value judgments on how to resolve them. In 1924, Harvard adopted it as a standard teaching method.

What should a professional do in a given situation? This is the question we face in the case method, an action-oriented learning method. Throughout the program, the studies will be presented with multiple real cases. They will have to combine all their knowledge and research, and argue and defend their ideas and decisions.

Relearning Methodology

TECH effectively combines the Case Study methodology with a 100% online learning system based on repetition, which combines 8 different teaching elements in each lesson.

We enhance the Case Study with the best 100% online teaching method: Relearning.

In 2019, we obtained the best learning results of all online universities in the world.

At TECH you will learn using a cutting-edge methodology designed to train the executives of the future. This method, at the forefront of international teaching, is called Relearning.

Our university is the only one in the world authorized to employ this successful method. In 2019, we managed to improve our students' overall satisfaction levels (teaching quality, quality of materials, course structure, objectives...) based on the best online university indicators.



In our program, learning is not a linear process, but rather a spiral (learn, unlearn, forget, and re-learn). Therefore, we combine each of these elements concentrically. With this methodology we have trained more than 650,000 university graduates with unprecedented success in fields as diverse as biochemistry, genetics, surgery, international law, management skills, sports science, philosophy, law, engineering, journalism, history, markets, and financial instruments. All this in a highly demanding environment, where the students have a strong socio-economic profile and an average age of 43.5 years.

Relearning will allow you to learn with less effort and better performance, involving you more in your training, developing a critical mindset, defending arguments, and contrasting opinions: a direct equation for success.

From the latest scientific evidence in the field of neuroscience, not only do we know how to organize information, ideas, images and memories, but we know that the place and context where we have learned something is fundamental for us to be able to remember it and store it in the hippocampus, to retain it in our long-term memory.

In this way, and in what is called neurocognitive context-dependent e-learning, the different elements in our program are connected to the context where the individual carries out their professional activity.



This program offers the best educational material, prepared with professionals in mind:



Study Material

All teaching material is produced by the specialists who teach the course, specifically for the course, so that the teaching content is highly specific and precise.

These contents are then applied to the audiovisual format, to create the TECH online working method. All this, with the latest techniques that offer high quality pieces in each and every one of the materials that are made available to the student.



Classes

There is scientific evidence suggesting that observing third-party experts can be useful.

Learning from an Expert strengthens knowledge and memory, and generates confidence in future difficult decisions.



Practising Skills and Abilities

They will carry out activities to develop specific skills and abilities in each subject area. Exercises and activities to acquire and develop the skills and abilities that a specialist needs to develop in the context of the globalization that we are experiencing.



Additional Reading

Recent articles, consensus documents and international guidelines, among others. In TECH's virtual library, students will have access to everything they need to complete their course.





Case Studies

Students will complete a selection of the best case studies chosen specifically for this program. Cases that are presented, analyzed, and supervised by the best specialists in the world.



Interactive Summaries

The TECH team presents the contents attractively and dynamically in multimedia lessons that include audio, videos, images, diagrams, and concept maps in order to reinforce knowledge.

This exclusive educational system for presenting multimedia content was awarded by Microsoft as a "European Success Story".



Testing & Retesting

We periodically evaluate and re-evaluate students' knowledge throughout the program, through assessment and self-assessment activities and exercises, so that they can see how they are achieving their goals.



05

Certificate

The Postgraduate Diploma in Organ guarantees students, in addition to the most rigorous and up-to-date education, access to a Postgraduate Diploma issued by TECH Technological University.



“

Successfully complete this program and receive your university qualification without having to travel or fill out laborious paperwork”

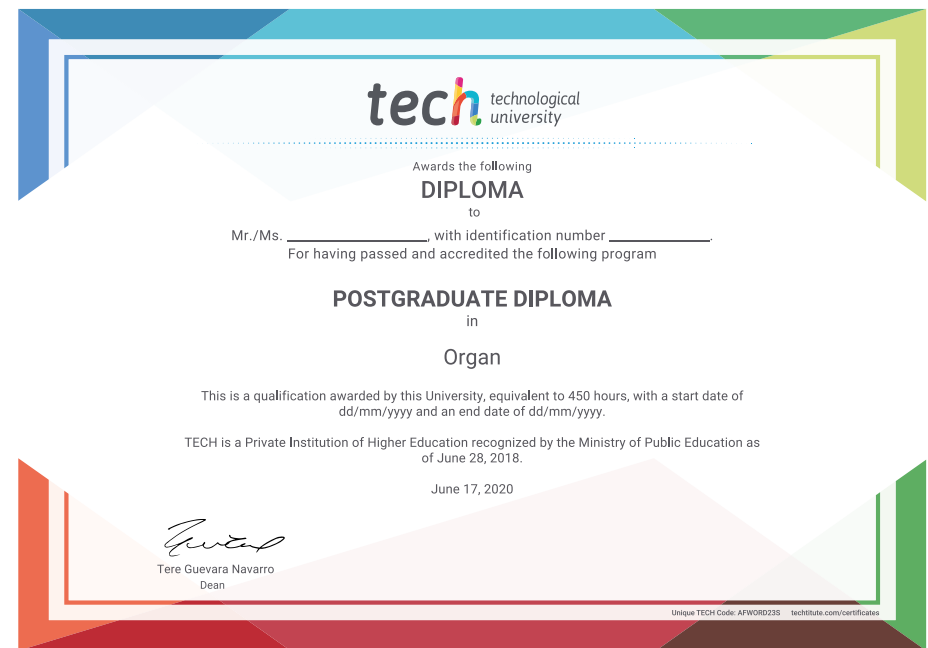
This **Postgraduate Diploma in Organ** contains the most complete and up-to-date program on the market.

After the student has passed the assessments, they will receive their corresponding **Postgraduate Diploma**, issued by **TECH Technological University** via tracked delivery*.

The diploma issued by **TECH Technological University** will reflect the qualification obtained in the Postgraduate Diploma, and meets the requirements commonly demanded by labor exchanges, competitive examinations, and professional career evaluation committees.

Title: **Postgraduate Diploma in Organ**

Official N° of Hours: **450 h.**



*Apostille Convention. In the event that the student wishes to have their paper diploma issued with an apostille, TECH EDUCATION will make the necessary arrangements to obtain it, at an additional cost.

future
health confidence people
education information tutors
guarantee accreditation teaching
institutions technology learning
community commitment
personalized service innovation
knowledge present quality
development language
virtual classroom



Postgraduate Diploma Organ

- » Modality: online
- » Duration: 6 months
- » Certificate: TECH Technological University
- » Dedication: 16h/week
- » Schedule: at your own pace
- » Exams: online

Postgraduate Diploma Organ

