

# Postgraduate Diploma Sustainable Landscape Design



## Postgraduate Diploma Sustainable Landscape Design

- » Modality: online
- » Duration: 6 months
- » Certificate: TECH Technological University
- » Dedication: 16h/week
- » Schedule: at your own pace
- » Exams: online

Website: [www.techtitute.com/us/engineering/postgraduate-diploma/postgraduate-diploma-sustainable-landscape-design](http://www.techtitute.com/us/engineering/postgraduate-diploma/postgraduate-diploma-sustainable-landscape-design)

# Index

01

Introduction

---

*p. 4*

02

Objectives

---

*p. 8*

03

Course Management

---

*p. 12*

04

Structure and Content

---

*p. 16*

05

Methodology

---

*p. 24*

06

Certificate

---

*p. 32*

# 01

# Introduction

As cities grow, there is an increasing concern for maintaining sustainable development and the creation of green areas. In this sense, there has been an increase in integrated landscape projects in cities in order to improve the quality of life of the citizens. At the same time, new technologies for resource efficiency or the reintroduction of native species are included to promote ecology and wildlife in the landscape. This 100% online TECH Technological University program takes the graduate to obtain a complete learning around project design, Botany, as well as the conservation of green spaces. All this, moreover, from a theoretical-practical perspective and a syllabus prepared by specialists in this sector.





“

*In only 6 months you will become an expert in Sustainable Landscape Design from the hand of real specialists”*

The concern for the conservation of the environment and the creation of spaces for a more efficient coexistence between human beings and the surrounding nature has led to the creation of landscape projects oriented in this direction. Therefore, creating a project of these characteristics requires an extensive knowledge of botany, the adaptability of spaces, as well as landscape management strategies and practices to preserve the health and beauty of natural and built environments.

In this sense, professionals who wish to orient their career towards this field must have a deep and specialized knowledge of Sustainable Landscape Design. For this reason, TECH Technological University has developed this 6-month Postgraduate Diploma with the most updated content in this field.

It is a program that will lead the graduate to deepen in the techniques of restoration and rehabilitation of degraded landscapes, in the incorporation of the latest technologies applied to the efficient management of natural resources, as well as climate, Soil Science, Biology and Botany. All this, in addition, is supported by multimedia teaching resources (videos in detail, video summaries of each topic), specialized readings and case studies, hosted in the virtual library.

Additionally, thanks to the Relearningsystem, based on the continuous reiteration of key concepts, the graduate will acquire such learning in a progressive and simple way. In this way, they will avoid long hours of memorization.

Undoubtedly, a unique opportunity to obtain a high-level education through a flexible and comfortable academic proposal. Students only need a digital device with Internet connection to visualize, at any time, the syllabus hosted on the virtual platform. In this way, without classroom attendance, or classes with restricted schedules, the graduate will have greater freedom to self-manage their study time.

This **Postgraduate Diploma in Sustainable Landscape Design** contains the most complete and up-to-date program on the market. The most important features include:

- ◆ The development of practical cases presented by experts in Landscaping, Gardening, Botany, among others
- ◆ The graphic, schematic, and practical contents with which they are created, provide practical information on the disciplines that are essential for professional practice
- ◆ Practical exercises where the self-assessment process can be carried out to improve learning
- ◆ Its special emphasis on innovative methodologies
- ◆ Theoretical lessons, questions to the expert, debate forums on controversial topics, and individual reflection assignments
- ◆ Content that is accessible from any fixed or portable device with an Internet connection



*Thanks to this university program you will advance in a sector that demands qualified experts in sustainable landscaping"*



*A flexible academic proposal, 100% online, with content accessible 24 hours a day, 7 days a week”*

*Delve from the comfort of your home into concepts such as xerogardening, ecophysiology or hydroponic supports.*

*Thanks to this program you will successfully outline all the essential details for Sustainable Landscape Design.*

The program includes in its teaching staff professionals of the field who pour into this training the experience of their work, in addition to recognized specialists from reference societies and prestigious universities.

Its multimedia content, developed with the latest educational technology, will allow the professional a situated and contextual learning, that is, a simulated environment that will provide an immersive training programmed to train in real situations.

The design of this program focuses on Problem-Based Learning, in which the professional will have to try to solve the different professional practice situations that will arise throughout the academic course. For this purpose, the student will be assisted by an innovative interactive video system created by renowned experts.



# 02

# Objectives

TECH Technological University uses the latest technology for the development of teaching resources that promote learning and boost the learning process. Therefore, the graduate who enters this program will obtain a quality education, which will allow him to be an expert in Sustainable Landscape Design. For this purpose, a complete program is available, prepared by specialists who will put them in different situations through case studies.







“

*At the end of this program you will have acquired the skills to design a sustainable landscape project from start to finish”*



## General Objectives

---

- ◆ Delve into the concepts and advanced principles of design applied to the landscape
- ◆ Develop visual representation and graphic communication skills in the field of Landscape Architecture
- ◆ Delve into the planning and execution of design projects in Landscape Architecture
- ◆ Approach different strategies for ecological conservation and restoration
- ◆ Differentiate and manage the processes of construction and execution of Landscape Architecture projects
- ◆ Integrate Landscape management strategies and practices to preserve the health and beauty of natural and built environments





## Specific Objectives

---

### Module 1. The Landscaping Project. Drafting the Project

- ◆ Discern the stages and processes involved in the development of a design project in Landscape Architecture
- ◆ Delve into design methodologies, such as research, concept generation and planning
- ◆ Learn about different strategies for integrating natural and built elements in landscape design
- ◆ Analyze and evaluate the feasibility and sustainability of proposed designs in economic, social and environmental terms

### Module 2. Climate, Soil Science, Biology and Botany. Vegetation

- ◆ Approach the basic principles of Climate and its influence on the design and maintenance of landscape spaces
- ◆ Differentiate the characteristics and properties of soil (Edaphology) and its importance for the development of plants in the landscape
- ◆ Deepen in the fundamental concepts of plant biology and botany, including species identification and adaptability
- ◆ Develop strategies for water conservation and irrigation efficiency in landscape design
- ◆ Master legal and ethical aspects related to the conservation and protection of flora and fauna in landscape design

### Module 3. Conservation of Green Spaces

- ◆ Delve into the importance of conservation and proper management of green spaces in the Landscape Architecture context
- ◆ Evaluate the environmental and social impacts associated with the intervention in green spaces
- ◆ Analyze methods of maintenance of green areas, such as pruning, pest and disease control and green waste management
- ◆ Develop skills to assess and improve soil quality and plant health in green areas



*The case studies in this program will lead you to understand and apply the principles of conservation in landscape design and maintenance”*

03

# Course Management

The deep knowledge on the direction, management and advice on landscape projects have been decisive in choosing this teaching team. Their deep knowledge and experience in the sector are a guarantee for the students who are looking for the highest level of learning in this Postgraduate Diploma. Likewise, the proximity of the teaching staff will allow the graduate to solve any doubt he may have about the content of this program during the course of the program.



“

*Through the best experts in landscape projects you will be up to date in the most effective strategies for ecological conservation and restoration”*

## Management



### Mr. Librero López, Ricardo

- ◆ CEO and founder of GreenerLand
- ◆ Technical Director of the Atlantic Botanical Garden of Gijón
- ◆ Coordinator of landscape projects at the Universal Exposition of Seville in 1992
- ◆ Postgraduate Certificate in Management and Landscape Design by the Complutense University of Madrid
- ◆ Member of the Spanish Association of Landscape Architects

## Professors

### Mr. Camargo Casali, Daniel

- ◆ CEO and founder of D + D Solutions
- ◆ Architect in the development team of the Master Plan of Contents of the EXPO ANTALYA
- ◆ Designer and collaborator of ABBSOLUTE GROUP
- ◆ Architect Designer of Martyr's Memorial Project in Amman, Jordan
- ◆ Architect in the elaboration of the Master Plan for the Universal Exposition of Seville in 1992
- ◆ Graduate in Architecture from the University of Buenos Aires



# 04

# Structure and Content

This university program includes in its academic itinerary an advanced content that will lead students to acquire advanced knowledge on the planning and design of landscape projects, understanding of climate, soil and vegetation, as well as the conservation of green spaces, including technical, environmental and management aspects. All this, in addition, with an innovative multimedia content, accessible 24 hours a day, from any digital device with Internet connection.







“

*A complete study plan that will guide you for 6 months through the most current content on the different types of landscape projects, according to their location”*

## Module 1. The Landscaping Project. Drafting the Project

- 1.1. The Landscape Program
  - 1.1.1. Type of Clients: Public, Institutional, Private
  - 1.1.2. Client Needs: Make a List of Desires or Needs
  - 1.1.3. Landscape Program
  - 1.1.4. Estimated Economic Volume
- 1.2. Site Inventory
  - 1.2.1. Topography
  - 1.2.2. Infrastructure Connection (Type and characteristics)
  - 1.2.3. Existing Trees and Elements
  - 1.2.4. Location, Climate and Orientation
  - 1.2.5. Soil Analysis
  - 1.2.6. Geological Study, if Construction is Required
  - 1.2.7. Water Analysis if not Potable
  - 1.2.8. Analysis of Surrounding Vegetation
  - 1.2.9. Study of the Site in Relation to the Edges
  - 1.2.10. Local, Regional or National Legislation Affecting the Site
  - 1.2.11. Elaboration of the Current Status Plan
- 1.3. Site analysis
  - 1.3.1. Combining the Program with the Survey Data to Establish the Basis of the Design
  - 1.3.2. Analysis Plan: Landscapes, Orientation, Shadows, Soils
  - 1.3.3. Focal Points
  - 1.3.4. List of Existing or Missing Infrastructure
  - 1.3.5. Preliminary Zoning
  - 1.3.6. Elements to be Removed
  - 1.3.7. Elements to be Preserved
- 1.4. Conceptualization
  - 1.4.1. General Philosophical Concepts
    - 1.4.1.1. Serious-Frivolous
    - 1.4.1.2. Active-Passive
    - 1.4.1.3. Introspective-Extroverted
    - 1.4.1.4. Interactive-Solidary
    - 1.4.1.5. Surprising-Obvious
  - 1.4.2. Functional Concepts
    - 1.4.2.1. Reducing Erosion
    - 1.4.2.2. Increasing Drainage
    - 1.4.2.3. Prevent Vandalism
    - 1.4.2.4. Reduce Maintenance
    - 1.4.2.5. Minimize Water Consumption
    - 1.4.2.6. Reduce Solar Incidence
    - 1.4.2.7. Reduce or Increase Breezes
  - 1.4.3. Choice of Style
    - 1.4.3.1. Classic
    - 1.4.3.2. Modern
    - 1.4.3.3. Minimalist
    - 1.4.3.4. Naturalized
- 1.5. Types of Landscape Projects. Urban Landscape
  - 1.5.1. Single-family Gardens
  - 1.5.2. Urbanization
  - 1.5.3. Garden Cities
  - 1.5.4. Urban Green Spaces. Streets, Squares, Gardens
  - 1.5.5. Parks, Metropolitan Parks, Periurban Parks, Naturalized Spaces
  - 1.5.6. Urban and School Gardens
  - 1.5.7. Gardens for People with Special Needs
- 1.6. Types of Landscape Projects. Rural Landscape / Natural Landscape
  - 1.6.1. Natural Parks and Deterrent Parks
  - 1.6.2. Coastal Landscapes. Natural Spaces, Protection of Dunes. Ports and Seafront Promenades
  - 1.6.3. Restoration of Degraded Areas. Mines, Sealing of Waste Dumps
  - 1.6.4. Design of River Banks
  - 1.6.5. Design of Linear Infrastructure (Highways, Railroad Lines, Greenways)
  - 1.6.6. Recovery of Desertified Areas
- 1.7. Types of Landscape Projects. Special Projects
  - 1.7.1. Cultural and Heritage Landscapes. ICONS
  - 1.7.2. Restoration of Historic Gardens
  - 1.7.3. Botanical Garden Design
  - 1.7.4. Design of Theme Parks and Exhibitions

- 1.8. Graphic Representation. Plans
  - 1.8.1. Preparation of Drawings According to the Type of Customer and Contract
  - 1.8.2. Drawing Formats
  - 1.8.3. Initial Sketches. Sketches
  - 1.8.4. General Drawings. Zoning General Floor Plan. Content According to the Type of Customer
  - 1.8.5. Infrastructure Plans. (Drainage, Water System, Lighting)
  - 1.8.6. Civil Works Plans
  - 1.8.7. Plantation Plans
  - 1.8.8. Furniture Plans
  - 1.8.9. Detail Drawings
  - 1.8.10. Perspectives and/or Renderings, Normally Contracted Separately
- 1.9. Technical Documentation
  - 1.9.1. Depending on the Scope of the Assignment and the Type of Client
  - 1.9.2. Differences between Preliminary Design, Basic Design and Execution Design Memory
  - 1.9.3. Memory List of Materials
  - 1.9.4. General Technical Specifications
  - 1.9.5. Specific Technical Specifications
  - 1.9.6. Administrative Specifications (Generally Provided by the Contracting Administration)
  - 1.9.7. Measurements and Budgets
- 1.10. Programs of Measurements and Budgets
  - 1.10.1. Price Databases
  - 1.10.2. Concepts of Unit Prices, Composite Prices and Decomposed Prices
  - 1.10.3. Specific Measurement and Budgeting Software
  - 1.10.4. Menfis Example

## Module 2. Climate, Soil Science, Biology and Botany. Vegetation

- 2.1. Relationship between Climate, Soil and Vegetation
  - 2.1.1. Introduction
  - 2.1.2. Types of Climate
  - 2.1.3. Bioclimatic Zones
  - 2.1.4. Classification Table
  - 2.1.5. Climatic Records
- 2.2. Soil Science
  - 2.2.1. Types of Soil Structure
  - 2.2.2. Types of Soil Texture
  - 2.2.3. Soil Origin. Types of Soil
  - 2.2.4. Chemical Determinants
  - 2.2.5. PH
  - 2.2.6. Fertile Soil Characteristics. Organic Matter
  - 2.2.7. Amendments
  - 2.2.8. Artificial Substrates Design
  - 2.2.9. Hydroponic Media and Stock Solutions
- 2.3. Water
  - 2.3.1. The Water Cycle
  - 2.3.2. Historical Precipitation Series by Area
  - 2.3.3. Water Quality
  - 2.3.4. Electrical Conductivity
  - 2.3.5. Need to Recover Fresh Water. Systems
  - 2.3.6. Concept of Xerogardening

- 2.4. Plant Morphology, Anatomy and Physiology
  - 2.4.1. From the Plant Cell to the Tissues
  - 2.4.2. Plant Organs
  - 2.4.3. Basic Metabolic Processes of Plants
    - 2.4.3.1. Photosynthesis and Respiration. Stomata
    - 2.4.3.2. Pigments Chlorophyll and Carotenoids
    - 2.4.3.3. Plant Nutrition. Macro and Micronutrients
    - 2.4.3.4. Cell-tissue-organ Interactions
    - 2.4.3.5. Phytohormones
    - 2.4.3.6. Photo Journalism
    - 2.4.3.7. Ecophysiology
- 2.5. Ecogeography and Systematic Botany Concepts
  - 2.5.1. Definition of Biome
  - 2.5.2. Definition of Ecosystems
  - 2.5.3. Definition of Natural Vegetation Series
  - 2.5.4. Classification of the Plant Kingdom. Bryophytes, Ferns, Angiosperms, Angiosperms and Gymnosperms
  - 2.5.5. Monocotyledons and Dicotyledons
  - 2.5.6. Botanical Systematics. Family, Genus, Species
  - 2.5.7. Family, Genus, Species
  - 2.5.8. Dichotomous Classification Guides
  - 2.5.9. Fungi
  - 2.5.10. Distinction between Deciduous and Perennial Species
  - 2.5.11. Plant recognition
- 2.6. Plant Species Classification of Planters. Palmaceae
  - 2.6.1. Definition of the Concept Palmaceae
  - 2.6.2. Morphology
  - 2.6.3. Fan-leaved Palms
    - 2.6.3.1. List of Species by Morphological Characteristics, Use, Climate, Soil, Water Requirements and Limitations
  - 2.6.4. Pinnate-leaved Palms
    - 2.6.4.1. List of Species by Morphological Characteristics, Use, Climate, Soil, Water Requirements and Limitations





- 2.7. Plant Species Classification of Planters. Trees
  - 2.7.1. Definition of Tree Concept
  - 2.7.2. Conifers
    - 2.7.2.1. Morphology
    - 2.7.2.2. List of Species by Morphological Characteristics, Use, Climate, Soil, Water Requirements and Limitations
  - 2.7.3. Hardwoods
    - 2.7.3.1. Morphology
    - 2.7.3.2. List of Species by Morphological Characteristics, Use, Climate, Soil, Water Requirements and Limitations
- 2.8. Plant Species Classification of Planters. Shrubs, Climbers, Bushes and Aromatics
  - 2.8.1. Definition of Shrubs Concept. Groupings According to their Interest in the Garden
  - 2.8.2. Flowering Shrubs
    - 2.8.2.1. List of Species by Use, Climate, Soil, Water Requirements and Limitations
  - 2.8.3. Leafy Shrubs
    - 2.8.3.1. List of Species by Use, Climate, Soil, Water Requirements and Limitations
  - 2.8.4. Climbers
    - 2.8.4.1. Types of Climbers
    - 2.8.4.2. List of Species by Use, Climate, Soil, Water Requirements and Limitations
  - 2.8.5. Shrubs and Aromatics
    - 2.8.5.1. List of Species by Use, Climate, Soil, Water Requirements and Limitations
- 2.9. Plant Species Classification of Planters. Perennials, Biennials and Annuals
  - 2.9.1. Definition of Shrubs Concept. Groupings According to their Interest in the Garden
  - 2.9.2. List of Species by Use, Climate, Soil, Water Requirements and Limitations
  - 2.9.3. Annuals and Biennials
  - 2.9.4. List of Species by Use, Climate, Soil, Water Requirements and Limitations

- 2.10. Plant Species Classification of Planters. Ground Cover and Cespitosas, Aquatic plants and Ferns
  - 2.10.1. Definition of the Concept of Ground Cover Plant. Groupings According to their Use in the Garden
    - 2.10.1.1. List of Species by Use, Climate, Soil, Water Requirements and Limitations
  - 2.10.2. Cespitose Species and Bamboos
    - 2.10.2.1. List of Species by Use, Climate, Soil, Water Requirements and Limitations
  - 2.10.3. Aquatic and Amphibious Species
    - 2.10.3.1. List of Species by Use, Climate, Soil, Water Requirements and Limitations
  - 2.10.4. Ferns
    - 2.10.4.1. List of Species by Use, Climate, Soil, Water Requirements and Limitations

### Module 3. Conservation of Green Spaces

- 3.1. The State of Conservation of Green Spaces
  - 3.1.1. Status of the Service. Inventory of Personnel and Means and Relation with Surface Area and Typology
  - 3.1.2. Difference Between Public and Private Spaces
  - 3.1.3. Difference in Management According to Surface Areas
  - 3.1.4. Management System: Public-Private-Mixed
  - 3.1.5. Study of Current and Future Needs
- 3.2. Comprehensive Maintenance of Green Spaces
  - 3.2.1. Objectives
  - 3.2.2. Typology
  - 3.2.3. Principles
  - 3.2.4. Planning
- 3.3. Conservation Management
  - 3.3.1. Management Plan Elaboration
    - 3.3.1.1. Technical and Human Resources
    - 3.3.1.2. Financial resources
  - 3.3.2. Application Systems
  - 3.3.3. Human Resources Management

- 3.3.4. Supply or Purchase Management
  - 3.3.4.1. Public Production Nurseries
  - 3.3.4.2. Plant Purchases
- 3.4. Public Parks and Gardens Services
  - 3.4.1. Service Structure
  - 3.4.2. Resources
  - 3.4.3. Roles and Responsibilities
  - 3.4.4. Integration or Independence in Supramunicipal Structures
  - 3.4.5. Strengths and Weaknesses
- 3.5. Park and Garden Service Companies
  - 3.5.1. Structure Depending on the Type of Customers. Public or Private
  - 3.5.2. Resources
  - 3.5.3. Roles and Responsibilities
  - 3.5.4. Integration or Independence in Construction Companies
  - 3.5.5. Strengths and Weaknesses
- 3.6. Conservation Work
  - 3.6.1. Description and List of Conservation Activities
  - 3.6.2. Chronology of Responsible Actions
  - 3.6.3. Human and Material Resources Required for Each Task
  - 3.6.4. Minimum Resource Requirements in Terms of Quality and Type of Space and Surface Area
  - 3.6.5. Programming and Annual Planning of Resources and Activities
- 3.7. The Trees
  - 3.7.1. Basic Arboriculture Concepts
  - 3.7.2. Conservation Work
  - 3.7.3. Pruning Trends and Errors
  - 3.7.4. Differences in the Evolution of Urban Trees in Public Spaces Depending on the Location
  - 3.7.5. Risk Assessment Systems
  - 3.7.6. Urban Tree Management Systems
  - 3.7.7. Master Plans for Urban Tree Planting

- 3.8. Landscaping Staff Training
  - 3.8.1. Gardening Schools
  - 3.8.2. Ongoing Training
  - 3.8.3. Specialty Programs
- 3.9. Quality of Service Management
  - 3.9.1. Objectives for the Customer, Public or Private
  - 3.9.2. Integrated Quality Plan
    - 3.9.2.1. Certification Standards
  - 3.9.3. Integrated Environmental Management Plan
  - 3.9.4. Certification Standards
  - 3.9.5. Waste Management
- 3.10. Risk Prevention
  - 3.10.1. Regulations
  - 3.10.2. Identification, Estimation
  - 3.10.3. Risk Assessment
  - 3.10.4. Risk Prevention Plan



*Delve dynamically into the didactic material in the administrative conditions required for the design of landscape projects”*

05

# Methodology

This academic program offers students a different way of learning. Our methodology uses a cyclical learning approach: **Relearning**.

This teaching system is used, for example, in the most prestigious medical schools in the world, and major publications such as the **New England Journal of Medicine** have considered it to be one of the most effective.







“

*Discover Relearning, a system that abandons conventional linear learning, to take you through cyclical teaching systems: a way of learning that has proven to be extremely effective, especially in subjects that require memorization”*

## Case Study to contextualize all content

Our program offers a revolutionary approach to developing skills and knowledge. Our goal is to strengthen skills in a changing, competitive, and highly demanding environment.

“

*At TECH, you will experience a learning methodology that is shaking the foundations of traditional universities around the world”*



*You will have access to a learning system based on repetition, with natural and progressive teaching throughout the entire syllabus.*



*The student will learn to solve complex situations in real business environments through collaborative activities and real cases.*

### A learning method that is different and innovative

This TECH program is an intensive educational program, created from scratch, which presents the most demanding challenges and decisions in this field, both nationally and internationally. This methodology promotes personal and professional growth, representing a significant step towards success. The case method, a technique that lays the foundation for this content, ensures that the most current economic, social and professional reality is taken into account.

“*Our program prepares you to face new challenges in uncertain environments and achieve success in your career”*

The case method is the most widely used learning system in the best faculties in the world. The case method was developed in 1912 so that law students would not only learn the law based on theoretical content. It consisted of presenting students with real-life, complex situations for them to make informed decisions and value judgments on how to resolve them. In 1924, Harvard adopted it as a standard teaching method.

What should a professional do in a given situation? This is the question that you are presented with in the case method, an action-oriented learning method. Throughout the program, the studies will be presented with multiple real cases. They will have to combine all their knowledge and research, and argue and defend their ideas and decisions.

## Relearning Methodology

TECH effectively combines the Case Study methodology with a 100% online learning system based on repetition, which combines 8 different teaching elements in each lesson.

We enhance the Case Study with the best 100% online teaching method: Relearning.

*In 2019, we obtained the best learning results of all online universities in the world.*

At TECH, you will learn using a cutting-edge methodology designed to train the executives of the future. This method, at the forefront of international teaching, is called Relearning.

Our university is the only one in the world authorized to employ this successful method. In 2019, we managed to improve our students' overall satisfaction levels (teaching quality, quality of materials, course structure, objectives...) based on the best online university indicators.



In our program, learning is not a linear process, but rather a spiral (learn, unlearn, forget, and re-learn). Therefore, we combine each of these elements concentrically.

This methodology has trained more than 650,000 university graduates with unprecedented success in fields as diverse as biochemistry, genetics, surgery, international law, management skills, sports science, philosophy, law, engineering, journalism, history, and financial markets and instruments. All this in a highly demanding environment, where the students have a strong socio-economic profile and an average age of 43.5 years.

*Relearning will allow you to learn with less effort and better performance, involving you more in your training, developing a critical mindset, defending arguments, and contrasting opinions: a direct equation for success.*

From the latest scientific evidence in the field of neuroscience, not only do we know how to organize information, ideas, images and memories, but we know that the place and context where we have learned something is fundamental for us to be able to remember it and store it in the hippocampus, to retain it in our long-term memory.

In this way, and in what is called neurocognitive context-dependent e-learning, the different elements in our program are connected to the context where the individual carries out their professional activity.



This program offers the best educational material, prepared with professionals in mind:



### Study Material

All teaching material is produced by the specialists who teach the course, specifically for the course, so that the teaching content is highly specific and precise.

These contents are then applied to the audiovisual format, to create the TECH online working method. All this, with the latest techniques that offer high quality pieces in each and every one of the materials that are made available to the student.



### Classes

There is scientific evidence suggesting that observing third-party experts can be useful.

Learning from an Expert strengthens knowledge and memory, and generates confidence in future difficult decisions.



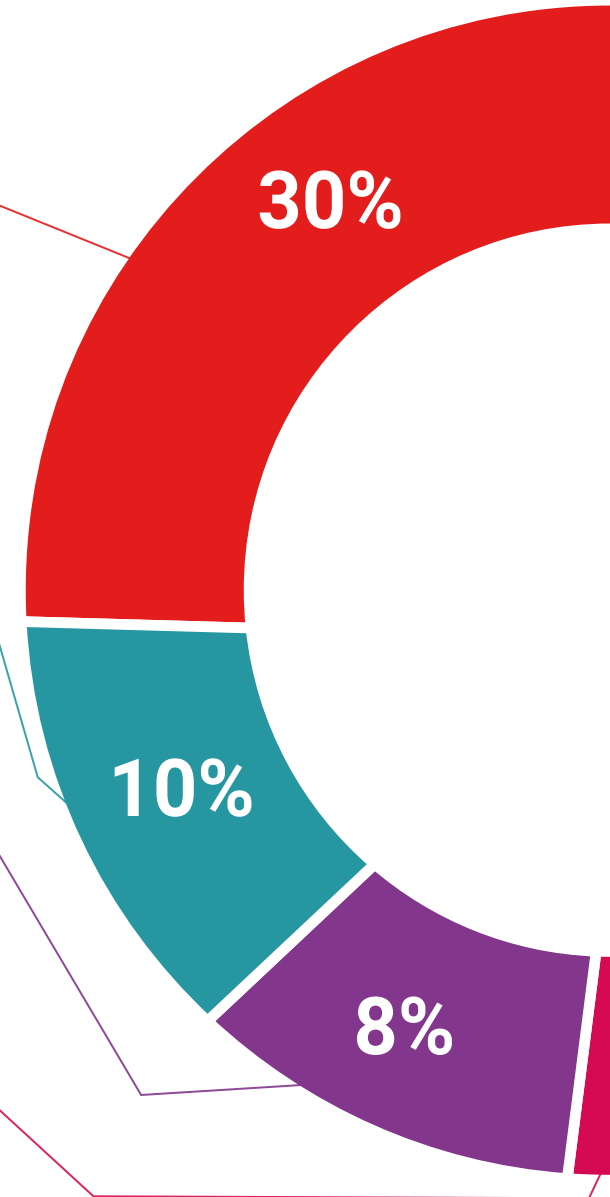
### Practising Skills and Abilities

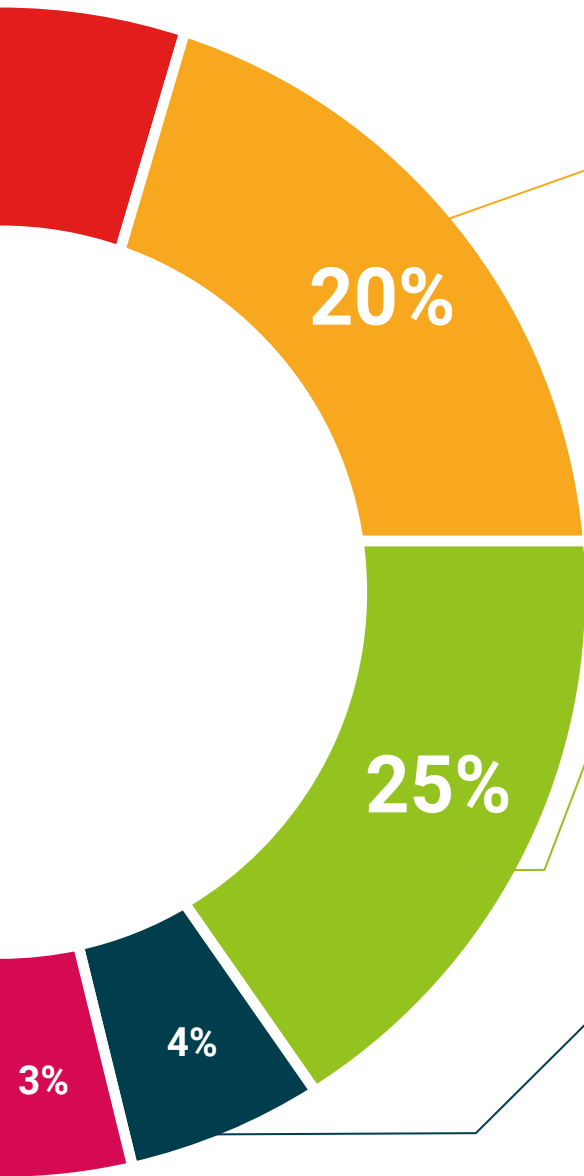
They will carry out activities to develop specific skills and abilities in each subject area. Exercises and activities to acquire and develop the skills and abilities that a specialist needs to develop in the context of the globalization that we are experiencing.



### Additional Reading

Recent articles, consensus documents and international guidelines, among others. In TECH's virtual library, students will have access to everything they need to complete their course.





**Case Studies**

Students will complete a selection of the best case studies chosen specifically for this program. Cases that are presented, analyzed, and supervised by the best specialists in the world.



**Interactive Summaries**

The TECH team presents the contents attractively and dynamically in multimedia lessons that include audio, videos, images, diagrams, and concept maps in order to reinforce knowledge.

This exclusive educational system for presenting multimedia content was awarded by Microsoft as a "European Success Story".



**Testing & Retesting**

We periodically evaluate and re-evaluate students' knowledge throughout the program, through assessment and self-assessment activities and exercises, so that they can see how they are achieving their goals.



06

# Certificate

The Postgraduate Diploma in Sustainable Landscape Design guarantees students, in addition to the most rigorous and up-to-date education, access to a Postgraduate Diploma issued by TECH Technological University.







“

*Successfully complete this program and receive your university qualification without having to travel or fill out laborious paperwork”*

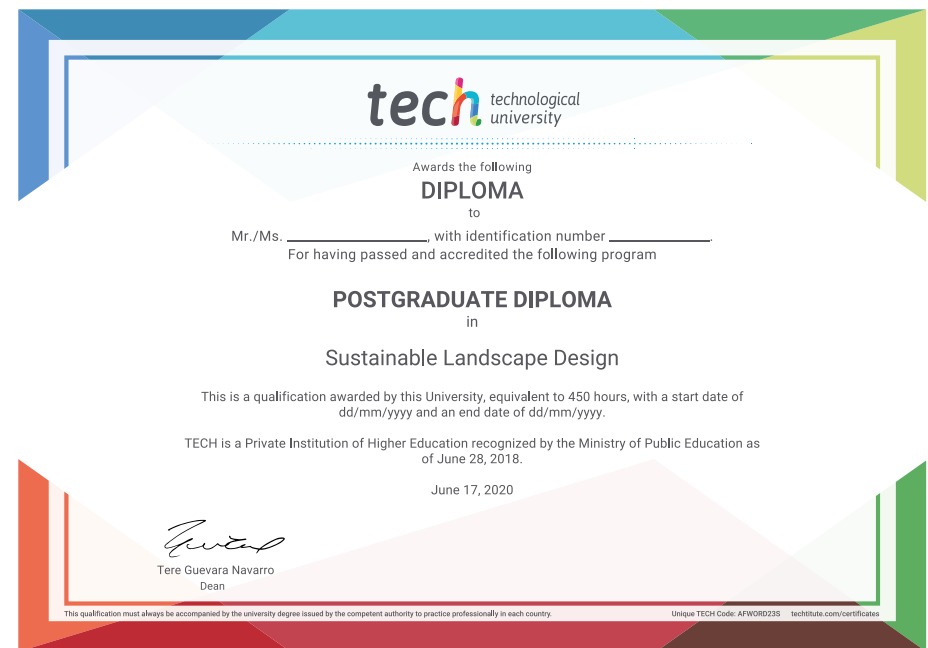
This **Postgraduate Diploma in Sustainable Landscape Design** contains the most complete and up-to-date program on the market.

After the student has passed the assessments, they will receive their corresponding **Postgraduate Diploma** issued by **TECH Technological University** via tracked delivery\*.

The diploma issued by **TECH Technological University** will reflect the qualification obtained in the Postgraduate Diploma, and meets the requirements commonly demanded by labor exchanges, competitive examinations, and professional career evaluation committees.

Title: **Postgraduate Diploma in Sustainable Landscape Design**

Official N° of Hours: **450 h.**



\*Apostille Convention. In the event that the student wishes to have their paper diploma issued with an apostille, TECH EDUCATION will make the necessary arrangements to obtain it, at an additional cost.

future  
health confidence people  
education information tutors  
guarantee accreditation teaching  
institutions technology learning  
community commitment  
personalized service innovation  
knowledge present  
development language  
virtual classroom



## Postgraduate Diploma Sustainable Landscape Design

- » Modality: online
- » Duration: 6 months
- » Certificate: TECH Technological University
- » Dedication: 16h/week
- » Schedule: at your own pace
- » Exams: online

# Postgraduate Diploma Sustainable Landscape Design

