

Postgraduate Certificate Child Drawing





Postgraduate Certificate Child Drawing

- » Modality: online
- » Duration: 6 weeks
- » Certificate: TECH Technological University
- » Dedication: 16h/week
- » Schedule: at your own pace
- » Exams: online

Website: www.techtitute.com/us/education/postgraduate-certificate/child-drawing

Index

01

Introduction

p. 4

02

Objectives

p. 8

03

Structure and Content

p. 12

04

Methodology

p. 16

05

Certificate

p. 24

01

Introduction

Drawing at an early age is essential for the development of motor, cognitive and emotional skills of children. The benefits that children acquire to form their personality are so important that promoting this subject is essential in Primary Education. In this program, the professional will expand their skills on language, techniques, methods and processes of creation of child drawing as a way of expression in education. All of this, with a 100% online method, which allows students to acquire knowledge without fixed schedules and access the extensive multimedia content from any device with an internet connection.





“

Learn the different creative stages of child drawing in children and enhance their expression in the classroom, thanks to this program"

The Postgraduate Certificate in Child Drawing covers the different evolutionary stages of the artistic creations made by children until they reach adulthood. The professional who takes this course will study the evolutionary phases in depth in order to observe how graphic representation is transformed.

In this six-week program, child drawing will be studied in depth from its concept, its importance in language, instruments, materials and support. This teaching introduces the student to Luquet's realism and Lowenfeld's work, to later delve into doodling, figuration, schematic graphic representation and the beginning of visual realism.

An excellent opportunity for professionals seeking specialization in an extremely important field in Primary Education. The interactive content offered by this program, the Relearning system, based on the reiteration of content, and the online modality facilitate learning and the consolidation of knowledge.

This **Postgraduate Certificate in Child Drawing** contains the most complete and up-to-date educational program on the market. Its most notable features are:

- ♦ The development of case studies presented by experts in Primary Education
- ♦ The graphic, schematic, and practical contents with which they are created, provide practical information on the disciplines that are essential for professional practice
- ♦ Practical exercises where the self-assessment process can be carried out to improve learning
- ♦ Its special emphasis on innovative methodologies
- ♦ Theoretical lessons, questions to the expert, debate forums on controversial topics, and individual reflection assignments
- ♦ Content that is accessible from any fixed or portable device with an Internet connection



Learn how to use all the resources and techniques of child drawing in your classroom. Learn all the possibilities with this program"

“

Primary Education is vital for the development of a child's self-esteem. Develop it through artistic drawing”

The program's teaching staff includes professionals from the sector who contribute their work experience to this educational program, as well as renowned specialists from leading societies and prestigious universities.

Its multimedia content, developed with the latest educational technology, will allow the professional a situated and contextual learning, that is, a simulated environment that will provide an immersive training programmed to train in real situations.

The design of this program focuses on Problem-Based Learning, in which the professional will have to try to solve the different professional practice situations that will arise throughout the academic course. This will be done with the help of an innovative system of interactive videos made by renowned experts.

Learn about the evolution of artistic creations from Luquet and Lowenfeld. Enroll and become a specialist.

Improve your skills in Child Drawing and be the perfect teacher for your young students.



02

Objectives

The syllabus of this Postgraduate Certificate introduces students to the area of child drawing and its evolution in the different stages of human growth. In this way, students will acquire the essential knowledge to enhance the creative and communicative capacity of infants and will learn about the different evolutionary stages through the works of Luquet and Lowenfeld. In addition, the teaching professional will learn the basic tools to use different materials in the artistic creations of children. All of this, thanks to a teaching team that will tutor the students during the course and will provide simulations of real cases to be applied in schools.



“

TECH's purpose is for you to improve your skills so that your students can develop their motor and cognitive skills correctly"



General Objectives

- ♦ Design, plan, deliver, and evaluate teaching and learning processes, both individually and in collaboration with other teachers and professionals of the center
- ♦ Recognize the importance of rules in all educational processes
- ♦ Promote participation and respect for the rules of coexistence
- ♦ Develop the necessary skills in teachers to teach music and art education lessons in Primary Education





Specific Objectives

- ♦ Understand the evolution from the time a child begins to draw until they reach adulthood
- ♦ Look at the transformation of graphic representation in people
- ♦ Learn basic knowledge about the work of Luque and Lowenfeld
- ♦ Learn about the technique of illustration in children's stories

“

It provides children with a tool that enhances their ability to develop social skills”

03

Structure and Content

The syllabus of this program has been developed by a team of teachers who have mastered the subject of artistic drawing. With the purpose of reinforcing the basic concepts, this syllabus starts from a global approach to introduce students to more precise and detailed elements of child drawing. The conceptualization goes on to guide students in the pictorial materials and techniques that can be applied with children in the classroom. An evolutionary journey through the different stages of the infant, which will be accompanied by a library of multimedia resources, downloadable for viewing at any time.





“

An education that will help you learn all the techniques and resources available to bring to your classroom. Specialize in an online modality, which gives you flexibility"

Module 1. Children's Drawings

- 1.1. Children's Art
 - 1.1.1. Scientific and Artistic Knowledge
 - 1.1.2. The Importance of Verbal and Visual Language
 - 1.1.3. Studies on Arts and Arts Education
 - 1.1.4. Children's Art
- 1.2. Art and Image Grammar
 - 1.2.1. Morphological Elements of the Image
 - 1.2.2. Composition Elements
 - 1.2.3. Imagen: Concepts and Theories
- 1.3. Drawing as a Language and Process
 - 1.3.1. What is Drawing?
 - 1.3.2. Drawing Process
 - 1.3.3. Drawing Origin and History
 - 1.3.4. Instruments, Materials and Media
 - 1.3.5. The Importance of Drawing
 - 1.3.6. Lines
 - 1.3.7. Structure
 - 1.3.8. Adaptability
 - 1.3.9. The Sensitive Line Causing a Drawing
 - 1.3.10. Basic Valuation
 - 1.3.11. Final Valuation
- 1.4. Luquet's Work
 - 1.4.1. Introduction
 - 1.4.2. Basic and Fundamental Concepts
 - 1.4.3. Luquet's Realism
 - 1.4.4. Luquet's Evolutionary Stages
- 1.5. Lowenfeld's Work
 - 1.5.1. Introduction
 - 1.5.2. Concept and Approach to the Work
 - 1.5.3. Lowenfeld's Evolutionary Stages





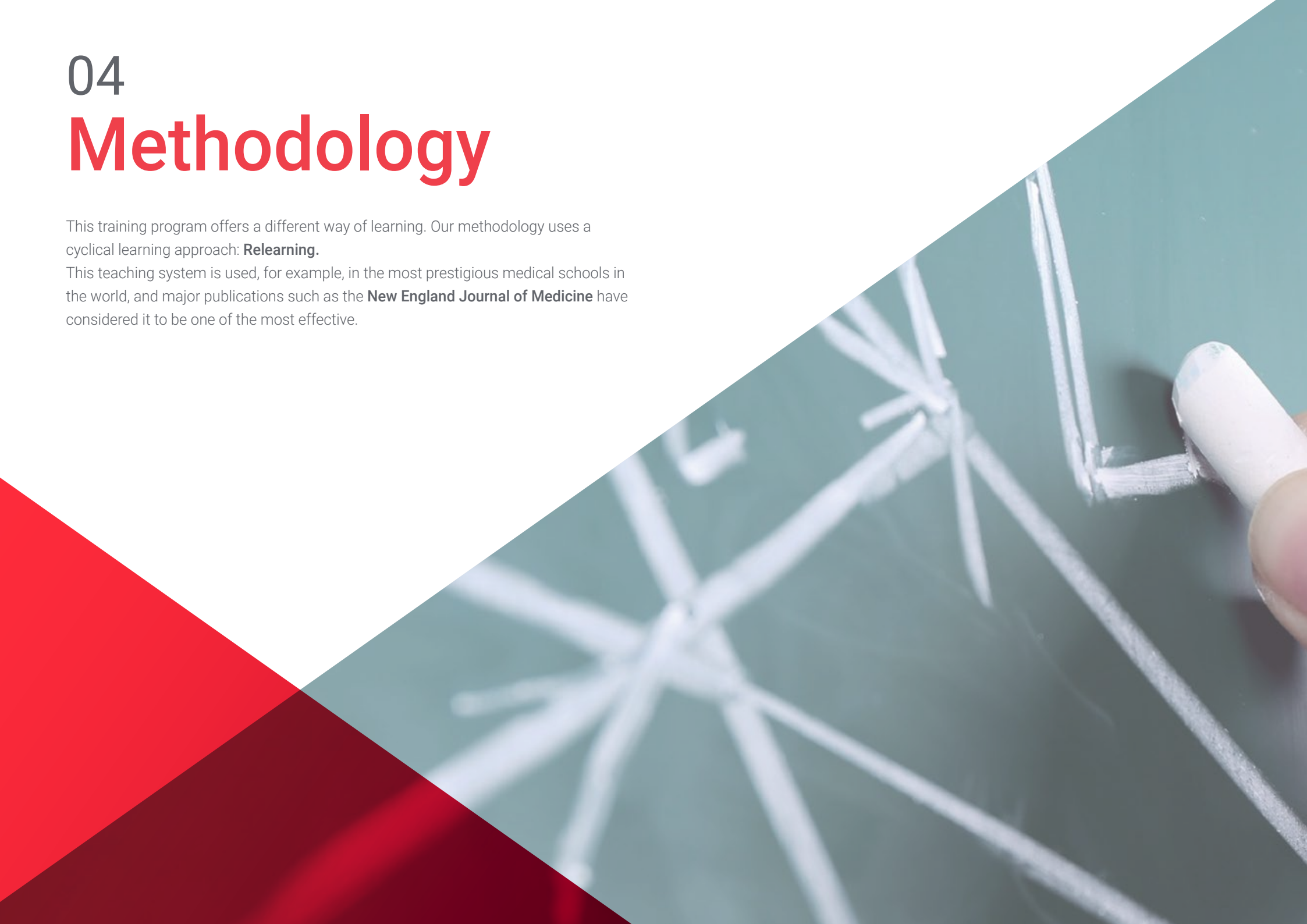
- 1.6. Stage of Scribbling and Stage of The Beginning of Figuration
 - 1.6.1. Introduction
 - 1.6.2. Doodling Stage (1-2-3)
 - 1.6.3. Doodling Phases
 - 1.6.4. Uncontrolled and Controlled Doodling
 - 1.6.5. Beginning of Figuration Stage (4-5-6)
 - 1.6.6. Human Figure
 - 1.6.7. Theme Variation
 - 1.6.8. Space and Color Awareness
- 1.7. Schematic and Early Realism Stage
 - 1.7.1. Introduction
 - 1.7.2. Schematic Stage (7-8-9)
 - 1.7.3. Human Figure
 - 1.7.4. Color and Space Use
 - 1.7.5. Early Realism Stage (10-11-12)
 - 1.7.6. Human Figure
 - 1.7.7. Color and Space
- 1.8. Visual Realism Stage
 - 1.8.1. Introduction
 - 1.8.2. Visual Realism Stage (12-13-14)
 - 1.8.3. Human Figure
 - 1.8.4. Color and Space
- 1.9. Different Materials and Painting Techniques
 - 1.9.1. Pastel
 - 1.9.2. Watercolors
 - 1.9.3. Tempera
 - 1.9.4. Acrylics
 - 1.9.5. Oil Paintings
 - 1.9.6. Collages
- 1.10. Illustrations and Drawings for Children
 - 1.10.1. Book Illustrations
 - 1.10.2. Illustration Genres
 - 1.10.3. Children's Story Illustration
 - 1.10.4. Techniques Used in Illustration

04

Methodology

This training program offers a different way of learning. Our methodology uses a cyclical learning approach: **Relearning**.

This teaching system is used, for example, in the most prestigious medical schools in the world, and major publications such as the **New England Journal of Medicine** have considered it to be one of the most effective.





“

Discover Relearning, a system that abandons conventional linear learning, to take you through cyclical teaching systems: a way of learning that has proven to be extremely effective, especially in subjects that require memorization"

At TECH Education School we use the Case Method

In a given situation, what should a professional do? Throughout the program students will be presented with multiple simulated cases based on real situations, where they will have to investigate, establish hypotheses and, finally, resolve the situation. There is an abundance of scientific evidence on the effectiveness of the method.

With TECH, educators can experience a learning methodology that is shaking the foundations of traditional universities around the world.



It is a technique that develops critical skills and prepares educators to make decisions, defend their arguments, and contrast opinions.

“

Did you know that this method was developed in 1912, at Harvard, for law students? The case method consisted of presenting students with real-life, complex situations for them to make decisions and justify their decisions on how to solve them. In 1924, Harvard adopted it as a standard teaching method”

The effectiveness of the method is justified by four fundamental achievements:

1. Educators who follow this method not only grasp concepts, but also develop their mental capacity, by evaluating real situations and applying their knowledge.
2. The learning process is solidly focused on practical skills that allow educators to better integrate the knowledge into daily practice.
3. Ideas and concepts are understood more efficiently, given that the example situations are based on real-life teaching.
4. Students like to feel that the effort they put into their studies is worthwhile. This then translates into a greater interest in learning and more time dedicated to working on the course.



Relearning Methodology

At TECH we enhance the case method with the best 100% online teaching methodology available: Relearning.

Our University is the first in the world to combine case studies with a 100% online learning system based on repetition, combining a minimum of 8 different elements in each lesson, which represent a real revolution with respect to simply studying and analyzing cases.



Educators will learn through real cases and by solving complex situations in simulated learning environments. These simulations are developed using state-of-the-art software to facilitate immersive learning.

At the forefront of world teaching, the Relearning method has managed to improve the overall satisfaction levels of professionals who complete their studies, with respect to the quality indicators of the best online university (Columbia University).

With this methodology we have trained more than 85,000 educators with unprecedented success in all specialties. All this in a highly demanding environment, where the students have a strong socio-economic profile and an average age of 43.5 years.

Relearning will allow you to learn with less effort and better performance, involving you more in your specialization, developing a critical mindset, defending arguments, and contrasting opinions: a direct equation to success.

In our program, learning is not a linear process, but rather a spiral (learn, unlearn, forget, and re-learn). Therefore, we combine each of these elements concentrically.

The overall score obtained by our learning system is 8.01, according to the highest international standards.



This program offers the best educational material, prepared with professionals in mind:



Study Material

All teaching material is produced by the specialist educators who teach the course, specifically for the course, so that the teaching content is really specific and precise.

These contents are then applied to the audiovisual format, to create the TECH online working method. All this, with the latest techniques that offer high quality pieces in each and every one of the materials that are made available to the student.



Educational Techniques and Procedures on Video

TECH introduces students to the latest techniques, with the latest educational advances, and to the forefront of Education. All this, first-hand, with the maximum rigor, explained and detailed for your assimilation and understanding. And best of all, you can watch them as many times as you want.



Interactive Summaries

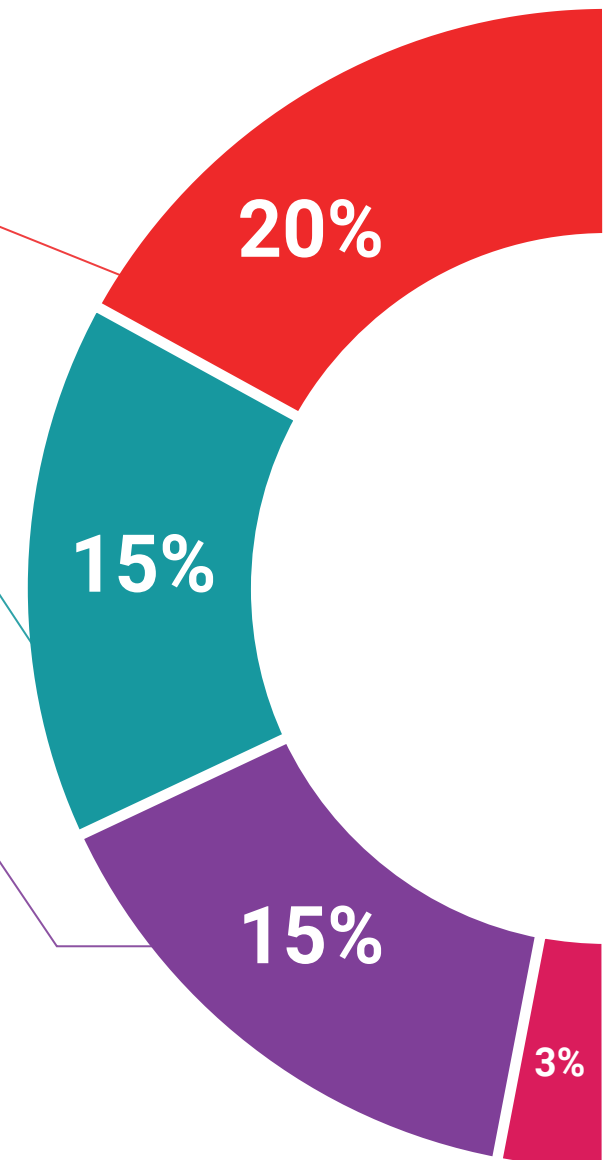
The TECH team presents the contents attractively and dynamically in multimedia lessons that include audio, videos, images, diagrams, and concept maps in order to reinforce knowledge.

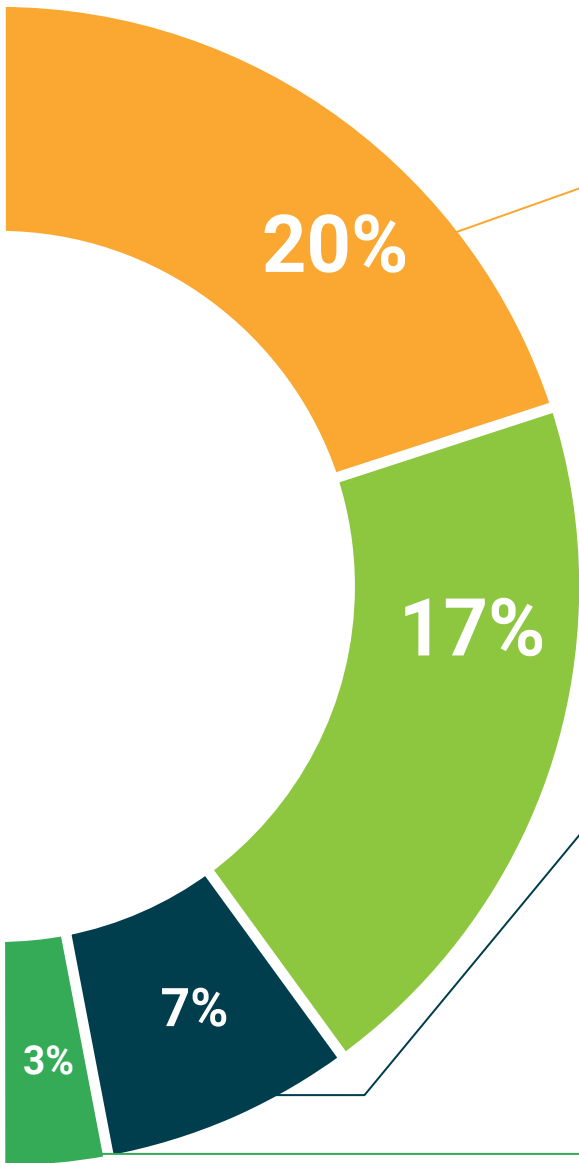
This exclusive multimedia content presentation training Exclusive system was awarded by Microsoft as a "European Success Story".



Additional Reading

Recent articles, consensus documents and international guidelines, among others. In TECH's virtual library, students will have access to everything they need to complete their course.





Expert-Led Case Studies and Case Analysis

Effective learning ought to be contextual. Therefore, TECH presents real cases in which the expert will guide students, focusing on and solving the different situations: a clear and direct way to achieve the highest degree of understanding.



Testing & Retesting

We periodically evaluate and re-evaluate students' knowledge throughout the program, through assessment and self-assessment activities and exercises: so that they can see how they are achieving your goals.



Classes

There is scientific evidence suggesting that observing third-party experts can be useful.

Learning from an Expert strengthens knowledge and memory, and generates confidence in future difficult decisions.



Quick Action Guides

TECH offers the most relevant contents of the course in the form of worksheets or quick action guides. A synthetic, practical, and effective way to help students progress in their learning.



05

Certificate

The Postgraduate Certificate in Child Drawing guarantees students, in addition to the most rigorous and up-to-date education, access to a Postgraduate Certificate issued by TECH Technological University.





“

Successfully complete this program and receive your university qualification without having to travel or fill out laborious paperwork”

This **Postgraduate Certificate in Child Drawing** contains the most complete and up-to-date educational program on the market.

After the student has passed the assessments, they will receive their corresponding **Postgraduate Certificate** issued by **TECH Technological University** via tracked delivery*.

The diploma issued by **TECH Technological University** will reflect the qualification obtained in the Postgraduate Certificate, and meets the requirements commonly demanded by labor exchanges, competitive examinations, and professional career evaluation committees.

Title: **Postgraduate Certificate in Child Drawing**

Official N° of Hours: **150 h.**



*Apostille Convention. In the event that the student wishes to have their paper diploma issued with an apostille, TECH EDUCATION will make the necessary arrangements to obtain it, at an additional cost.

future
health confidence people
education information tutors
guarantee accreditation teaching
institutions technology learning
community commitment
personalized service innovation
knowledge present quality
development languages
virtual classroom



Postgraduate Certificate Child Drawing

- » Modality: online
- » Duration: 6 weeks
- » Certificate: TECH Technological University
- » Dedication: 16h/week
- » Schedule: at your own pace
- » Exams: online

Postgraduate Certificate Child Drawing

