

Postgraduate Certificate Professional Illustration with Adobe Suite





Postgraduate Certificate Professional Illustration with Adobe Suite

- » Modality: online
- » Duration: 6 weeks
- » Certificate: TECH Technological University
- » Dedication: 16h/week
- » Schedule: at your own pace
- » Exams: online

Website: www.techtitute.com/us/design/postgraduate-certificate/professional-illustration-adobe-suite

Index

01

Introduction

p. 4

02

Objectives

p. 8

03

Structure and Content

p. 12

04

Methodology

p. 16

05

Certificate

p. 24

01

Introduction

Mastering the main Adobe Suite software is a necessary skill that should stand out in the curriculum of any illustration and design professional. However, these are complex programs that require specialized knowledge of their interface and tools, so not just any specialist can be defined as an expert in their use. For this reason, and so that the graduate interested in this area can know in detail the ins and outs of these, TECH has developed this very complete program. It is a 100% online, dynamic and avant-garde degree through which creatives will work on perfecting their skills in the use of Photoshop, Illustrator and After Effects through 150 hours of the best theoretical, practical and additional content.





“

The best degree in the online academic market to learn how to perfectly handle the main design programs of the Adobe Suite in only 6 weeks"

Adobe Creative Cloud is probably the system that offers the most complete collection of software for graphic and web design. The specificity of their programs, as well as the diversity offered by their tools, have made them the most used by illustration professionals. However, despite the fact that they are intuitive applications with a fluid interface, the complexity of the use of all their tools makes them difficult to use at all.

To this end, TECH and its team of experts have developed this very complete Diploma, an intensive and multidisciplinary academic experience through which graduates will be able to work on perfecting their professional skills in the use of Photoshop, Illustrator and After Effects. They will have 150 hours of theoretical, practical and additional material based on mixed design techniques, color management, texture creation, vector illustration and many other aspects. In addition, you will be able to delve into the creation of a corporate identity for new digital and traditional media.

All this through the best 100% online content, which will be available on the Virtual Campus from the beginning of the academic activity and can be downloaded on any device with internet connection. It is, therefore, a unique opportunity to access a degree adapted to your needs and the demands of the sector, with which you can acquire a very high degree of specialization that will help you stand out through the creation of different projects, of the highest quality and with a very high level of technicality.

This **Postgraduate Certificate in Professional Illustration with Adobe Suite** contains the most complete and up-to-date program on the market. The most important features include:

- ◆ The development of practical cases presented by experts in Professional Illustration
- ◆ The graphic, schematic, and practical contents with which they are created, provide practical information on the disciplines that are essential for professional practice
- ◆ Practical exercises where self-assessment can be used to improve learning
- ◆ Its special emphasis on innovative methodologies
- ◆ Theoretical lessons, questions to the expert, debate forums on controversial topics, and individual reflection assignments
- ◆ The availability of access to content from any landline or portable device with internet connection with internet connection with internet connection

“ You will work intensively on the latest developments in the design of creative projects through the use of Photoshop and its tools ”

“

Would you like to expand your career opportunities to new media through the design of corporate identity for various companies? With this course, you will achieve it in a guaranteed way"


A unique academic opportunity to practice the use of Photoshop brushes and perfect your coloring techniques.

You will learn the main strategies of visual organization in the workspace through the use of Illustrator and its tools.

The program's teaching staff includes professionals from the sector who contribute their work experience to this educational program, as well as renowned specialists from leading societies and prestigious universities.

Its multimedia content, developed with the latest educational technology, will provide the professional with situated and contextual learning, i.e., a simulated environment that will provide an immersive education programmed to learn in real situations.

The design of this program focuses on Problem-Based Learning, by means of which the professional must try to solve the different professional practice situations that are presented throughout the academic course. For this purpose, the student will be assisted by an innovative interactive video system created by renowned experts.



02 Objectives

TECH and its team of experts have developed this Postgraduate Certificate with the aim of gathering in a single degree all the information that allows graduates to know in detail the ins and outs of Photoshop, Illustrator and After Effects. To this end, you will have at your disposal the most exhaustive and innovative theoretical and practical syllabus, as well as the academic tools that will facilitate the acquisition of the most specialized knowledge in just 6 weeks.





“

If one of your goals with this program is to master character design through Photoshop, TECH guarantees that you will achieve it without any problem"




General Objective

- ◆ Allow the graduate to know in detail the main tools of the Adobe Suite for its specialized handling in the management of design and illustration projects
- ◆ Provide the latest and most exhaustive information that allows the professional to improve his professional skills in a guaranteed way and in less time than he expects



You will have 6 months to complete all the requirements of this program, so you will be able to organize yourself at your pace. No stress, no rush"





Specific Objectives


- ◆ Appreciate the great benefits and utilities provided by two basic pillars of Adobe: Photoshop and Illustrator
- ◆ Know the basic commands of each program and take advantage of the basic properties of bitmap and vector operation
- ◆ Develop a character by correctly differentiating the guidelines of the whole process, culminating with the final touches that give it greater dynamism
- ◆ Improve the techniques already known in both softwares through the use of complex tools
- ◆ Project vector illustration as an audiovisual resource for the field of animation

03

Structure and Content

Developing a dynamic, attractive, comprehensive and austere program is, for many universities, a real challenge that most are not able to overcome. However, for TECH it is a simple task. This center is one of the best in the world in online teaching, backed by thousands of innovative and multidisciplinary programs such as this Diploma, which includes 150 hours of high quality theoretical, practical and additional material designed by the teaching team taking into account the latest information related to the use of the Adobe Suite in professional illustration.






“A unique academic opportunity to work on perfecting your vector illustration techniques through Illustrator”

Module 1. Adobe Suite Tools

- 1.1. Project Design with Adobe Photoshop
 - 1.1.1. Photoshop as a Canvas for Illustration
 - 1.1.2. Benefits of Using Photoshop to Design Illustration Projects
 - 1.1.3. The Layers of our Illustration
 - 1.1.4. Optimal File Formats and Export
- 1.2. Improving our Brushes with Photoshop
 - 1.2.1. The Default Brushes
 - 1.2.2. Brush Installation
 - 1.2.3. Brush Refinement
 - 1.2.4. Coloring Techniques with our Brushes
- 1.3. Color Management in Photoshop
 - 1.3.1. Color and Visual Balance
 - 1.3.2. Contrast
 - 1.3.3. Light and Shading
 - 1.3.4. Compositional Unity
- 1.4. Character Design with Photoshop
 - 1.4.1. Draft and Sketches
 - 1.4.2. Linear Refinement
 - 1.4.3. Coloring and Definition
 - 1.4.4. Finishing Touches
- 1.5. Mixed Techniques in Photoshop
 - 1.5.1. Collage Aesthetics
 - 1.5.2. Fusion of Visual Styles
 - 1.5.3. Application of Mixed Resources
- 1.6. Project Design with Adobe Photoshop
 - 1.6.1. Exploitation of Available Resources
 - 1.6.2. Visual Organization in the Workspace
 - 1.6.3. Prototyping and Validation
 - 1.6.4. Volume and Color Management





- 1.7. Vector Illustration and Flow in Illustrator
 - 1.7.1. Control of Commands and Optimal Actions
 - 1.7.2. Thinking in a Vector System
 - 1.7.3. Geometric Illustration
- 1.8. Illustrator Graphic Enhancement
 - 1.8.1. Pattern Creation
 - 1.8.2. Texture
 - 1.8.3. Scenario Design
 - 1.8.4. Complex Actions
- 1.9. Animation with Illustrator and After Effects
 - 1.9.1. Vector Animation
 - 1.9.2. Essential Tools to Handle
 - 1.9.3. Continuity and Development
 - 1.9.4. File Export and Presentation
- 1.10. Illustration and Corporate Identity for New Media
 - 1.10.1. Illustration as a Corporate Visual Image
 - 1.10.2. Application and Definition of Visual Resources
 - 1.10.3. Design of a Graphic Identity without Logo
 - 1.10.4. Graphic Media Audit

“

You will master the creation of patterns, textures and scenery through the comprehensive handling of the most complex Photoshop and Illustrator tools”

04

Methodology

This academic program offers students a different way of learning. Our methodology uses a cyclical learning approach: **Relearning.**

This teaching system is used, for example, in the most prestigious medical schools in the world, and major publications such as the **New England Journal of Medicine** have considered it to be one of the most effective.



“

Discover Relearning, a system that abandons conventional linear learning, to take you through cyclical teaching systems: a way of learning that has proven to be extremely effective, especially in subjects that require memorization"

Case Study to contextualize all content

Our program offers a revolutionary approach to developing skills and knowledge. Our goal is to strengthen skills in a changing, competitive, and highly demanding environment.

“

At TECH, you will experience a learning methodology that is shaking the foundations of traditional universities around the world”



You will have access to a learning system based on repetition, with natural and progressive teaching throughout the entire syllabus.



A learning method that is different and innovative

This TECH program is an intensive educational program, created from scratch, which presents the most demanding challenges and decisions in this field, both nationally and internationally. This methodology promotes personal and professional growth, representing a significant step towards success. The case method, a technique that lays the foundation for this content, ensures that the most current economic, social and professional reality is taken into account.

“*Our program prepares you to face new challenges in uncertain environments and achieve success in your career”*

The student will learn to solve complex situations in real business environments through collaborative activities and real cases.

The case method is the most widely used learning system in the best faculties in the world. The case method was developed in 1912 so that law students would not only learn the law based on theoretical content. It consisted of presenting students with real-life, complex situations for them to make informed decisions and value judgments on how to resolve them. In 1924, Harvard adopted it as a standard teaching method.

What should a professional do in a given situation? This is the question we face in the case method, an action-oriented learning method. Throughout the program, the studies will be presented with multiple real cases. They will have to combine all their knowledge and research, and argue and defend their ideas and decisions.

Relearning Methodology

TECH effectively combines the Case Study methodology with a 100% online learning system based on repetition, which combines 8 different teaching elements in each lesson.

We enhance the Case Study with the best 100% online teaching method: Relearning.

In 2019, we obtained the best learning results of all online universities in the world.

At TECH you will learn using a cutting-edge methodology designed to train the executives of the future. This method, at the forefront of international teaching, is called Relearning.

Our university is the only one in the world authorized to employ this successful method. In 2019, we managed to improve our students' overall satisfaction levels (teaching quality, quality of materials, course structure, objectives...) based on the best online university indicators.



In our program, learning is not a linear process, but rather a spiral (learn, unlearn, forget, and re-learn). Therefore, we combine each of these elements concentrically.

With this methodology we have trained more than 650,000 university graduates with unprecedented success in fields as diverse as biochemistry, genetics, surgery, international law, management skills, sports science, philosophy, law, engineering, journalism, history, markets, and financial instruments. All this in a highly demanding environment, where the students have a strong socio-economic profile and an average age of 43.5 years.

Relearning will allow you to learn with less effort and better performance, involving you more in your training, developing a critical mindset, defending arguments, and contrasting opinions: a direct equation for success.

From the latest scientific evidence in the field of neuroscience, not only do we know how to organize information, ideas, images and memories, but we know that the place and context where we have learned something is fundamental for us to be able to remember it and store it in the hippocampus, to retain it in our long-term memory.

In this way, and in what is called neurocognitive context-dependent e-learning, the different elements in our program are connected to the context where the individual carries out their professional activity.



This program offers the best educational material, prepared with professionals in mind:



Study Material

All teaching material is produced by the specialists who teach the course, specifically for the course, so that the teaching content is highly specific and precise.

These contents are then applied to the audiovisual format, to create the TECH online working method. All this, with the latest techniques that offer high quality pieces in each and every one of the materials that are made available to the student.



Classes

There is scientific evidence suggesting that observing third-party experts can be useful.

Learning from an Expert strengthens knowledge and memory, and generates confidence in future difficult decisions.



Practising Skills and Abilities

They will carry out activities to develop specific skills and abilities in each subject area. Exercises and activities to acquire and develop the skills and abilities that a specialist needs to develop in the context of the globalization that we are experiencing.



Additional Reading

Recent articles, consensus documents and international guidelines, among others. In TECH's virtual library, students will have access to everything they need to complete their course.





Case Studies

Students will complete a selection of the best case studies chosen specifically for this program. Cases that are presented, analyzed, and supervised by the best specialists in the world.



Interactive Summaries

The TECH team presents the contents attractively and dynamically in multimedia lessons that include audio, videos, images, diagrams, and concept maps in order to reinforce knowledge.

This exclusive educational system for presenting multimedia content was awarded by Microsoft as a "European Success Story".



Testing & Retesting

We periodically evaluate and re-evaluate students' knowledge throughout the program, through assessment and self-assessment activities and exercises, so that they can see how they are achieving their goals.



05

Certificate

The Postgraduate Certificate in Illustration with the Adobe Suite guarantees students, in addition to the most rigorous and up-to-date education, access to a Postgraduate Certificate issued by TECH Technological University.



“

*Successfully complete this program
and receive your university qualification
without having to travel or fill out
laborious paperwork”*

This **Postgraduate Certificate in Professional Illustration with Adobe Suite** contains the most complete and up-to-date program on the market.

After the student has passed the assessments, they will receive their corresponding **Postgraduate Certificate** issued by **TECH Technological University** via tracked delivery*.

The diploma issued by **TECH Technological University** will reflect the qualification obtained in the Postgraduate Certificate, and meets the requirements commonly demanded by labor exchanges, competitive examinations, and professional career evaluation committees.

Title: **Postgraduate Certificate in Professional Illustration with Adobe Suite**

Official N° of Hours **150 h.**



*Apostille Convention. In the event that the student wishes to have their paper diploma issued with an apostille, TECH EDUCATION will make the necessary arrangements to obtain it, at an additional cost.

future
health confidence people
education information tutors
guarantee accreditation teaching
institutions technology learning
community commitment
personalized service innovation
knowledge present
development language
virtual classroom



Postgraduate Certificate Professional Illustration with Adobe Suite

- » Modality: online
- » Duration: 6 weeks
- » Certificate: TECH Technological University
- » Dedication: 16h/week
- » Schedule: at your own pace
- » Exams: online

Postgraduate Certificate Professional Illustration with Adobe Suite

