

Postgraduate Certificate

Fashion Expression Methods





Postgraduate Certificate Fashion Expression Methods

- » Modality: online
- » Duration: 12 weeks
- » Certificate: TECH Technological University
- » Dedication: 16h/week
- » Schedule: at your own pace
- » Exams: online

Website: www.techtute.com/pk/design/postgraduate-certificate/fashion-expression-methods

Index

01

Introduction

p. 4

02

Objectives

p. 8

03

Structure and Content

p. 12

04

Methodology

p. 18

05

Certificate

p. 26

01

Introduction

Sketches in fashion are essential for expressing design ideas and communicating what you want to achieve to pattern makers. Therefore, it is of utmost importance that they are perfectly elaborated, without omitting any detail. In this sense, designers should know basic human anatomy aspects, such as the proportions used in artistic illustration. With this program, students will have the opportunity to learn different techniques of traditional, digital and mixed media drawing, making it possible to find the personal style that will become the hallmark of the brand.





“

Sketches come to life when the designer applies different techniques for their elaboration”

A good sketch is one that is able to perfectly express the designer's ideas. Being the first phase to start the artistic work, it is usual to start with a simple approach and give access to creativity. Professionals in the area go a step further and add movement to the figure; they not only imagine the garment, but also how it unfolds on the catwalk.

Due to the above, this program has been devised, addressing, first of all, the history of illustration and the most important authors in the field. Then, the materials used to create a neat design and the different proportions worked in the traditional sector of drawing and fashion will be exposed. This knowledge will allow students to discover their personal style, playing with different poses and styling.

At the end of this program, students will have a theoretical knowledge of the basics of artistic drawing and the representation of garments on paper. As a result, they will become versatile designers, able to create their work in any medium.

This **Postgraduate Certificate in Fashion Expression Methods** contains the most complete and up-to-date program on the market. Its most notable features are:

- ♦ Practical cases presented by experts in fashion
- ♦ The graphic, schematic and practical contents of the book provide theoretical and practical information on those disciplines that are essential for professional practice
- ♦ Practical exercises where self-assessment can be used to improve learning
- ♦ Its special emphasis on innovative methodologies
- ♦ Theoretical lessons, questions to the expert, debate forums on controversial topics, and individual reflection assignments
- ♦ Content that is accessible from any fixed or portable device with an Internet connection



Always use reference images to draw your figurine. This is how you will find your own style"

“

The materials used in the sketches are as important as the drawing itself. Always use thick paper and you will notice the difference”

The program's teaching staff includes professionals from the sector who contribute their work experience to this training program, as well as renowned specialists from leading societies and prestigious universities.

Its multimedia content, developed with the latest educational technology, will allow Communication Management situated and contextual learning, i.e., a simulated environment that will provide immersive knowledge programmed to prepare for real situations.

This program is designed around Problem-Based Learning, where Communication Management must try to solve the different professional practice situations that arise throughout the program. For this purpose, students will be assisted by an innovative interactive video system created by renowned and experienced experts.

There are many mediums you can use to draw, the most common are paper and digital.

The sketch is essential to improve garment design.



02 Objectives

TECH's program in Fashion Expression Methods is oriented to facilitate professionals' performance to acquire and improve their drawing skills. To do so, they will have multiple classes that will introduce them to the human anatomy used in traditional and artistic illustration. In the same way, they will know how to represent the clothes that they will put on paper, giving it the movement it will have on the runway.





“

Learn how to distinguish the most important areas of the human body when creating a fashion figure”



General Objectives

- ♦ Obtain an in-depth knowledge of fashion, which will be relevant to professionals who wish to work in this sector
- ♦ Be able to design men's fashion projects that will gain public favor
- ♦ Specialize in men's pattern making and tailoring

“

Meet the most important illustrators in the industry and learn their secrets for drawing costumes”





Specific Objectives

Module 1. Fashion Drawing

- ◆ Understand human anatomy and its main characteristics in order to be able to represent it on the fashion figure
- ◆ Know the shape of the human body canon to allow the stylization of the fashion figure
- ◆ Thoroughly analyze and distinguish the most important areas of the human body in fashion figure creation
- ◆ Differentiate the techniques of graphic-plastic representation in fashion illustration
- ◆ Search for personal style in the fashion pattern as a hallmark of fashion designers' identity

Module 2. Representation Systems Applied to Fashion

- ◆ Differentiate the professional context of applying fashion technical drawing and understand the usefulness of the characteristics of this type of representation
- ◆ Know how to make flat drawings of garments
- ◆ Understand how to make flat drawings of garments that communicate both to the pattern maker and the garment maker the characteristics of each model
- ◆ Know how to represent different fashion accessories
- ◆ Know how to create a highly descriptive technical data sheet

03

Structure and Content

The content of this Postgraduate Certificate covers, in a structured way, all the areas of knowledge that fashion professionals need to learn to elaborate a sketch as close as possible to the final result on the catwalk. Therefore, students will learn about human anatomy, drawing each part of the body using the proper technique. They will also learn how to handle the color, texture and movement of the drawn garment, to give more information to the pattern maker.



“

Learn how to make flat garment drawings that communicate the characteristics of each model both to the pattern maker and the garment maker”

Module 1. Fashion Drawing

- 1.1. History of Illustration
 - 1.1.1. History of Illustration
 - 1.1.2. Typology
 - 1.1.3. Posters
 - 1.1.4. Illustrators
- 1.2. Illustration Materials and Mediums
 - 1.2.1. Materials
 - 1.2.2. Mediums
 - 1.2.3. New Technologies
- 1.3. Artistic Anatomy
 - 1.3.1. Introduction to Artistic Anatomy
 - 1.3.2. Heads and Necks
 - 1.3.3. Body
 - 1.3.4. Arms
 - 1.3.5. Legs
 - 1.3.6. The Movement
- 1.4. Proportion of the Human Body
 - 1.4.1. Anthropometry
 - 1.4.2. Proportion
 - 1.4.3. Canons
 - 1.4.4. Morphological
 - 1.4.5. Proportion
- 1.5. Basic Composition
 - 1.5.1. Front
 - 1.5.2. Back
 - 1.5.3. Profile
 - 1.5.4. Portrait
 - 1.5.5. Movement
- 1.6. The Human Face
 - 1.6.1. Head
 - 1.6.2. The Eyes
 - 1.6.3. The Nose
 - 1.6.4. The Mouth





- 1.6.5. The Eyebrows
- 1.6.6. The Ears
- 1.6.7. Hair
- 1.7. The Human Figure
 - 1.7.1. Body Balance
 - 1.7.2. The Arm
 - 1.7.3. The Hand
 - 1.7.4. The Foot
 - 1.7.5. The Leg
 - 1.7.6. The Bust
 - 1.7.7. The Human Figure
- 1.8. Fashion Illustration Techniques
 - 1.8.1. Traditional Techniques
 - 1.8.2. Digital Techniques
 - 1.8.3. Mixed Techniques
 - 1.8.4. Collage Techniques
- 1.9. Illustration of Materials
 - 1.9.1. Tweed
 - 1.9.2. Patent Leather
 - 1.9.3. Yarn
 - 1.9.4. Sequins
 - 1.9.5. Transparency
 - 1.9.6. Silk
 - 1.9.7. Denim
 - 1.9.8. Leather
 - 1.9.9. Fur
 - 1.9.10. Other Materials
- 1.10. Search for Personal Styles
 - 1.10.1. Fashion Mannequin
 - 1.10.2. Styling
 - 1.10.3. Fashion Poses
 - 1.10.4. Hairstyles
 - 1.10.5. The Design

Module 2. Representation Systems Applied to Fashion

- 2.1. Introduction to Technical Fashion Drawing
 - 2.1.1. How and When Technical Drawings Are Used
 - 2.1.2. How to Create Technical Drawings for Fashion
 - 2.1.3. Drawing from a Physical Garment
 - 2.1.4. Fashion Technician Standards
- 2.2. Documentation Preparation
 - 2.2.1. Preparing Documents for Technical Drawing
 - 2.2.2. Anatomical Mannequin
 - 2.2.3. Color, Texture and Patterns
- 2.3. Undergarments
 - 2.3.1. Skirts
 - 2.3.2. Pants
 - 2.3.3. Stockings
- 2.4. Overgarments
 - 2.4.1. Shirts
 - 2.4.2. T-Shirts
 - 2.4.3. Vests
 - 2.4.4. Jackets
 - 2.4.5. Coats
- 2.5. Undergarments
 - 2.5.1. Bra
 - 2.5.2. Panties
 - 2.5.3. Briefs
- 2.6. Model Details
 - 2.6.1. Necklines
 - 2.6.2. Collars
 - 2.6.3. Sleeves
 - 2.6.4. Cuffs
 - 2.6.5. Pockets





- 2.7. Design Details
 - 2.7.1. Construction Details
 - 2.7.2. Decorative Design Details
 - 2.7.3. Pleats
 - 2.7.4. Seams
 - 2.7.5. Stitches
 - 2.7.6. Ribbing
- 2.8. Fasteners and Clasps
 - 2.8.1. Zippers
 - 2.8.2. Buttons
 - 2.8.3. Hook and Eyes
 - 2.8.4. Tape
 - 2.8.5. Knots
 - 2.8.6. Buttonholes
 - 2.8.7. Velcro
 - 2.8.8. Eyelets
 - 2.8.9. Loops
 - 2.8.10. Pins
 - 2.8.11. Rivets
 - 2.8.12. Rings
 - 2.8.13. Buckles
- 2.9. Accessories
 - 2.9.1. Bags
 - 2.9.2. Glasses
 - 2.9.3. Footwear
 - 2.9.4. Jewellery
- 2.10. Technical Data Sheets
 - 2.10.1. Technical Drawing Exportation
 - 2.10.2. Information about the Technical Data Sheets
 - 2.10.3. Models and Types of Data Sheets
 - 2.10.4. Data Sheet Completion

04 Methodology

This academic program offers students a different way of learning. Our methodology uses a cyclical learning approach: **Relearning**.

This teaching system is used, for example, in the most prestigious medical schools in the world, and major publications such as the **New England Journal of Medicine** have considered it to be one of the most effective.



“

Discover Relearning, a system that abandons conventional linear learning, to take you through cyclical teaching systems: a way of learning that has proven to be extremely effective, especially in subjects that require memorization"

Case Study to contextualize all content

Our program offers a revolutionary approach to developing skills and knowledge. Our goal is to strengthen skills in a changing, competitive, and highly demanding environment.

“*At TECH, you will experience a learning methodology that is shaking the foundations of traditional universities around the world*”



You will have access to a learning system based on repetition, with natural and progressive teaching throughout the entire syllabus.



The student will learn to solve complex situations in real business environments through collaborative activities and real cases.

A learning method that is different and innovative

This TECH program is an intensive educational program, created from scratch, which presents the most demanding challenges and decisions in this field, both nationally and internationally. This methodology promotes personal and professional growth, representing a significant step towards success. The case method, a technique that lays the foundation for this content, ensures that the most current economic, social and professional reality is taken into account.

“*Our program prepares you to face new challenges in uncertain environments and achieve success in your career”*

The case method is the most widely used learning system in the best faculties in the world. The case method was developed in 1912 so that law students would not only learn the law based on theoretical content. It consisted of presenting students with real-life, complex situations for them to make informed decisions and value judgments on how to resolve them. In 1924, Harvard adopted it as a standard teaching method.

What should a professional do in a given situation? This is the question we face in the case method, an action-oriented learning method. Throughout the program, the studies will be presented with multiple real cases. They will have to combine all their knowledge and research, and argue and defend their ideas and decisions.

Relearning Methodology

TECH effectively combines the Case Study methodology with a 100% online learning system based on repetition, which combines 8 different teaching elements in each lesson.

We enhance the Case Study with the best 100% online teaching method: Relearning.

In 2019, we obtained the best learning results of all online universities in the world.

At TECH you will learn using a cutting-edge methodology designed to train the executives of the future. This method, at the forefront of international teaching, is called Relearning.

Our university is the only one in the world authorized to employ this successful method. In 2019, we managed to improve our students' overall satisfaction levels (teaching quality, quality of materials, course structure, objectives...) based on the best online university indicators.



In our program, learning is not a linear process, but rather a spiral (learn, unlearn, forget, and re-learn). Therefore, we combine each of these elements concentrically.

With this methodology we have trained more than 650,000 university graduates with unprecedented success in fields as diverse as biochemistry, genetics, surgery, international law, management skills, sports science, philosophy, law, engineering, journalism, history, markets, and financial instruments. All this in a highly demanding environment, where the students have a strong socio-economic profile and an average age of 43.5 years.


Relearning will allow you to learn with less effort and better performance, involving you more in your training, developing a critical mindset, defending arguments, and contrasting opinions: a direct equation for success.

From the latest scientific evidence in the field of neuroscience, not only do we know how to organize information, ideas, images and memories, but we know that the place and context where we have learned something is fundamental for us to be able to remember it and store it in the hippocampus, to retain it in our long-term memory.

In this way, and in what is called neurocognitive context-dependent e-learning, the different elements in our program are connected to the context where the individual carries out their professional activity.



This program offers the best educational material, prepared with professionals in mind:



Study Material

All teaching material is produced by the specialists who teach the course, specifically for the course, so that the teaching content is highly specific and precise.

These contents are then applied to the audiovisual format, to create the TECH online working method. All this, with the latest techniques that offer high quality pieces in each and every one of the materials that are made available to the student.



Classes

There is scientific evidence suggesting that observing third-party experts can be useful.

Learning from an Expert strengthens knowledge and memory, and generates confidence in future difficult decisions.



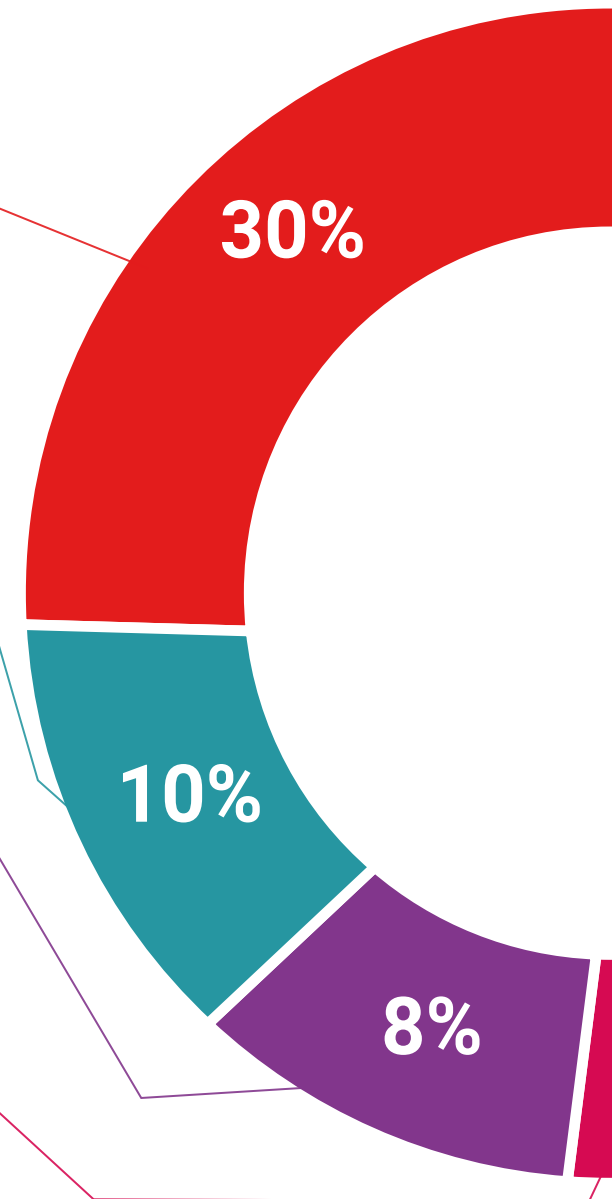
Practising Skills and Abilities

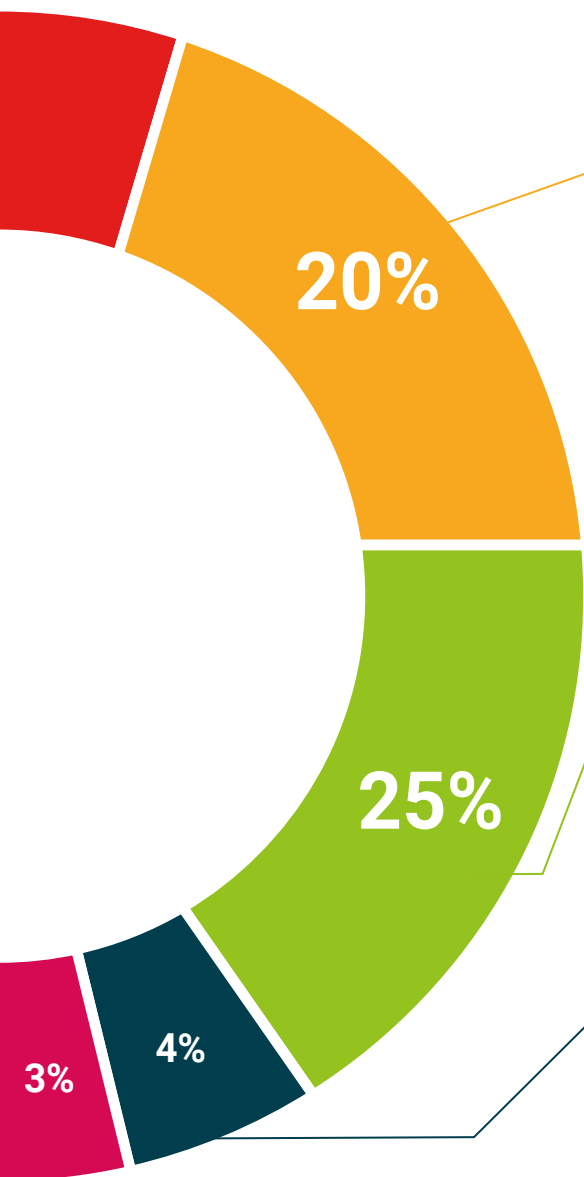
They will carry out activities to develop specific competencies and skills in each thematic area. Exercises and activities to acquire and develop the skills and abilities that a specialist needs to develop in the context of the globalization that we are experiencing.



Additional Reading

Recent articles, consensus documents and international guidelines, among others. In TECH's virtual library, students will have access to everything they need to complete their course.





Case Studies

Students will complete a selection of the best case studies chosen specifically for this program. Cases that are presented, analyzed, and supervised by the best specialists in the world.



Interactive Summaries

The TECH team presents the contents attractively and dynamically in multimedia lessons that include audio, videos, images, diagrams, and concept maps in order to reinforce knowledge.

This exclusive educational system for presenting multimedia content was awarded by Microsoft as a "European Success Story".



Testing & Retesting

We periodically evaluate and re-evaluate students' knowledge throughout the program, through assessment and self-assessment activities and exercises, so that they can see how they are achieving their goals.



05 Certificate

This Postgraduate Certificate in Fashion Expression Methods guarantees students, in addition to the most rigorous and up-to-date education, access to a Postgraduate Certificate issued by TECH Technological University.



“

Successfully complete this program and receive your university qualification without having to travel or fill out laborious paperwork"

This **Postgraduate Certificate in Fashion Expression Methods** contains the most complete and up-to-date educational program the market.

After the student has passed the assessments, they will receive their corresponding **Postgraduate Certificate** issued by **TECH Technological University** via tracked delivery*.

The certificate issued by **TECH Technological University** will express the qualification obtained in the Postgraduate Certificate and will meet the requirements commonly demanded by labor exchanges, competitive examinations and professional career evaluation committees.

Title: **Postgraduate Certificate in Fashion Expression Methods**

Official N° of Hours: **300 h.**



*Apostille Convention. In the event that the student wishes to have their paper certificate issued with an apostille, TECH EDUCATION will make the necessary arrangements to obtain it, at an additional cost.



Postgraduate Certificate Fashion Expression Methods

- » Modality: online
- » Duration: 12 weeks
- » Certificate: TECH Technological University
- » Dedication: 16h/week
- » Schedule: at your own pace
- » Exams: online

Postgraduate Certificate Fashion Expression Methods

