

Postgraduate Diploma Mucogingival Surgery in Periodontics





Postgraduate Diploma Mucogingival Surgery in Periodontics

- » Modality: online
- » Duration: 6 months
- » Certificate: TECH Technological University
- » Dedication: 16h/week
- » Schedule: at your own pace
- » Exams: online

Website: www.techitute.com/us/dentistry/postgraduate-diploma/postgraduate-diploma-mucogingival-surgery-periodontics

Index

01

Introduction

p. 4

02

Objectives

p. 8

03

Course Management

p. 12

04

Structure and Content

p. 22

05

Methodology

p. 26

06

Certificate

p. 34

01

Introduction

Nowadays, mucogingival surgery is one of the most remarkable areas of dental knowledge, as its advances have improved the dental rehabilitation of many patients in recent years. Its implementation in the patient is closely related to the state of functionality of the dental appliance. This scientific program is oriented to facilitate the professional to update the techniques of Mucogingival Surgery in Periodontics.





“

Increase your knowledge with this scientific program, where you will find clinical cases and first level materials. Improve the quality of your clinical practice through the Postgraduate Diploma in Mucogingival Surgery in Periodontics"

Gingival and periodontal diseases are among the most common human diseases, gingivitis affects approximately 50% of school children, and more than 70% of the adult population has suffered from gingivitis, periodontitis or both. Periodontitis is thought to account for 30 to 35% of all tooth extractions while caries and its sequelae account for as much as 50%.

The knowledge acquired in this scientific program will give the student the ability to face working life from a position of higher qualification, giving him a clear advantage when it comes to accessing a job, as he will be able to offer the application of the latest technological and scientific advances surrounding the field of endodontics.

The fundamental justification of the scientific program is, therefore, to train professionals with adequate knowledge, skills, attitudes, values and competencies, who are able to serve society by satisfying its health demands, both in terms of prevention, diagnosis and treatment, in an ethical, efficient and safe manner. This professional must appreciate the need for lifelong professional development and continuing education, be able to efficiently utilize advances in knowledge and technology, and understand the central role of the patient in therapeutic decision making.

This **Postgraduate Diploma in Mucogingival Surgery in Periodontics** contains the most complete and up-to-date scientific program on the market. The most important features include:

- The development of clinical cases presented by experts in the different dental specialties
- The graphic, schematic, and practical contents with which they are created provide scientific and practical information on the disciplines that are essential for professional practice.
- News on techniques in implantology and periodontics mucogingival surgery
- An algorithm-based interactive learning system for decision-making in the clinical situations presented throughout the course.
- With a special emphasis on evidence-based medicine and research methodologies in mucogingival surgery.
- Content that is accessible from any fixed or portable device with an Internet connection



Update your knowledge through the Postgraduate Diploma in Mucogingival Surgery in Periodontics, in a practical way and adapted to your needs"

“

This Postgraduate Diploma may be the best investment you can make in the selection of a scientific updating program for two reasons: in addition to updating your knowledge in Mucogingival Surgery in Periodontics, you will obtain a Postgraduate Diploma from TECH Technological University"

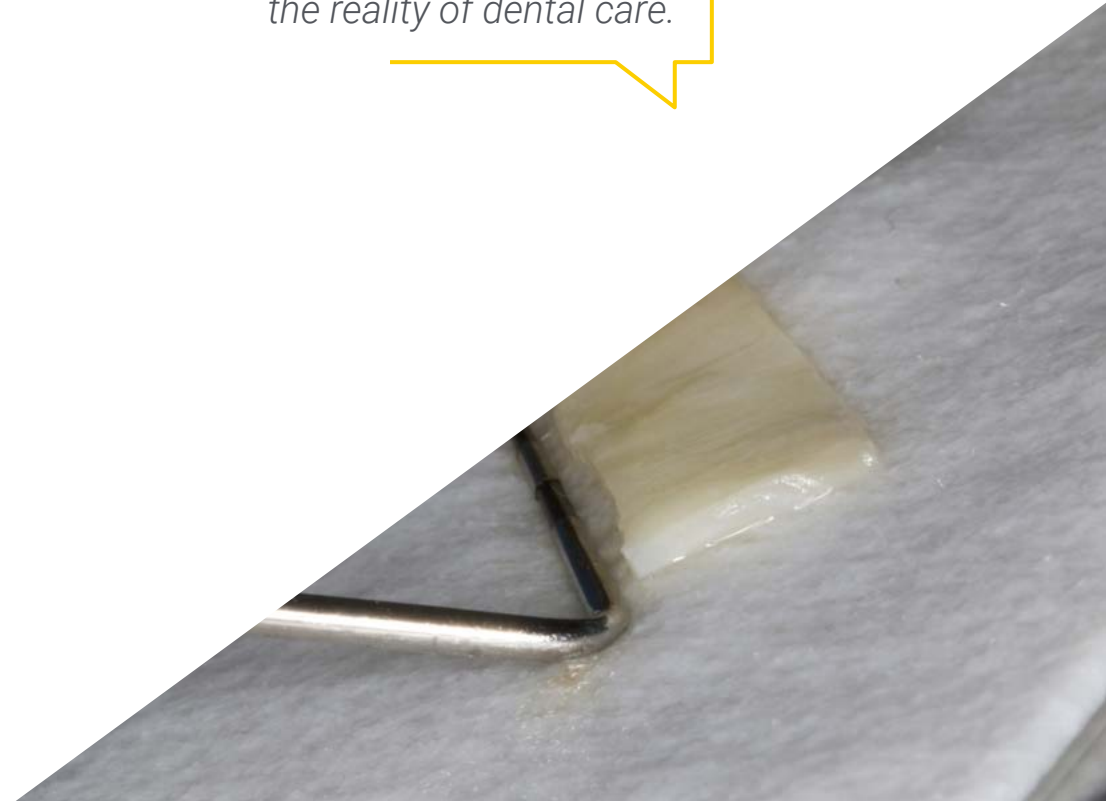
Forming part of the teaching staff is a group of professionals in the world of Dentistry, who bring to this course their work experience, as well as a group of renowned specialists, recognized by esteemed scientific communities.

Thanks to its multimedia content developed with the latest educational technology, they will allow the professionals a situated and contextual learning, that is to say, a simulated environment that will provide an immersive learning programmed to prepare in real situations.

This program is designed around Problem-Based Learning, whereby the student will must try to solve the different professional practice situations that arise during the course. For this reason, you will be assisted by an innovative, interactive video system created by renowned and experienced experts in the field of radiology with extensive teaching experience.

This Postgraduate Diploma offers training in simulated environments, which provides an immersive learning experience designed to train for real-life situations.

It includes clinical cases to bring the development of the scientific program as close as possible to the reality of dental care.



02

Objectives

The main objective of the scientific program is the development of theoretical and practical learning, so that the dentists can master in a practical and rigorous way the latest techniques in Mucogingival Surgery in Periodontics.



“

This scientific updating program will generate a sense of security in the performance of the dentists' practice, which will help you grow personally and professionally"



General Objectives

- Update the theoretical and practical knowledge of the dentist in the different areas of periodontics and implantology, through evidence-based dentistry
- Promote work strategies based on a multidisciplinary approach to patients who are candidates for periodontal or implant therapy
- Encourage the acquisition of technical skills and abilities, through a powerful audiovisual system, and the possibility of development through online simulation workshops and/or specific education
- Encourage professional stimulation through continuous education and research



Take the opportunity and take the step to get up to date on the latest developments in Mucogingival Surgery in Periodontics"





Specific Objectives

Module 1. Reconstructive Periodontal Treatment III: Periodontal and Mucogingival Plastic Surgery Basic Principles

- ♦ Define bone biological mechanisms in guided bone regeneration.
- ♦ Perform the surgical techniques of sinus lift, ramus bone grafting and mandibular symphysis

Module 2. Reconstructive Periodontal Treatment IV: Periodontal and Mucogingival Plastic Surgery Autografts and Displaced Flaps for Root Resurfacing

- ♦ Interrelate Periodontics and Implantology with the patient's medical pathologies and the rest of the dental specialties, as well as to take samples
- ♦ Explain maintenance techniques, as well as peri-implant alterations and their treatment
- ♦ Perform regenerative procedures after extraction of impacted periodontal insertion of included teeth

Module 3. Periodontal Reconstructive Treatment V: Periodontal and Mucogingival Plastic Surgery Bilaminar techniques for root canal veneering

- ♦ Apply pre-implantological alveolar ridge augmentation techniques with both hard and soft tissue regeneration
- ♦ Identify the main techniques in dental root canal veneers
- ♦ Develop techniques that allow for the practice of plastic surgery and oral reconstruction

Module 4. Reconstructive Periodontal Treatment VI: Periodontal and Mucogingival Plastic Surgery Corrective plastic surgery

- ♦ Describe the different soft tissue management techniques used during implant and regenerative surgery.
- ♦ Explain the surgical process of periodontal and mucogingival plastic correction.
- ♦ Delve into surgical process and develop techniques to replicate the process.

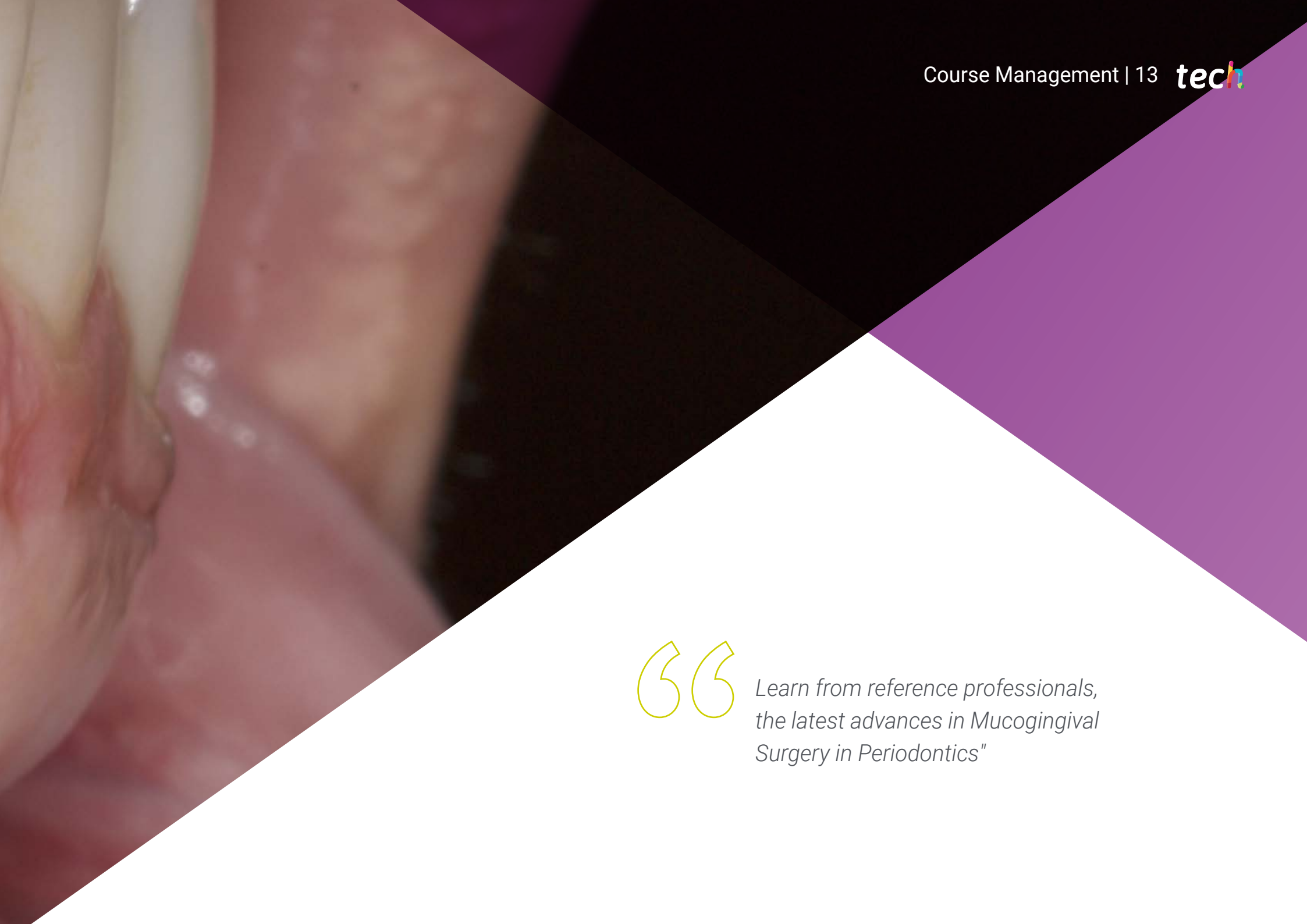
03

Course Management

This scientific program includes in its teaching staff health professionals of recognized prestige, who belong to the field of Mucogingival Surgery in Periodontics, and who pour into this training the experience of their work.

In addition, renowned specialists, members of prestigious national and international scientific communities, are involved in designing and preparing the program.





“

*Learn from reference professionals,
the latest advances in Mucogingival
Surgery in Periodontics"*

International Guest Director

Dr. Leena Palomo is an eminent educator, clinician and dental researcher, internationally recognized. With a solid academic background and a career marked by excellence, she stands out as a leading figure in Periodontology, committed to innovation, research and excellence in patient care. She currently holds a senior position as Chair of the Arthur Ashman Department of Periodontology and Implant Dentistry, one of the leading programs in periodontology, whose primary mission is to educate undergraduate and graduate students; engage in clinical and laboratory and provide comprehensive and optimal periodontal care to the people of New York. Her research focus has centered on vital areas such as women's health, aesthetics and quality of life. Of particular note is her leadership in collaborating with the Cleveland Clinic and the Center for Specialized Women's Health. In addition, she has played a key role in periodontal research and treatment for rheumatoid spectrum diseases, speaking at numerous national and international conferences on Sjögren's and Rheumatology, as well as publishing her wellness findings in multidisciplinary and interprofessional journals. Her commitment to educational excellence and mentoring has led numerous dental and medical students to achieve recognition for the quality of their theses. In this context, Dr. Palomo's educational philosophy emphasizes the importance of curiosity and constant questioning to drive discovery and continuous learning in the field of contemporary periodontology. Likewise, her outstanding career in the field of Dentistry and Periodontology has been rewarded with several awards for her work and research. Some examples are the "Strides in Science", American Association of Dental Research November Researcher (2012), and the American Academy of Periodontology, Board of Trustees, Special Citation Award (2019). She also actively collaborates with the American Academy of Periodontology (AAP) Foundation to improve the dental health of society through the dissemination of periodontal diseases and their therapies.



Dr. Leena Palomo

- Chair of the Arthur Ashman Department of Periodontology and Implant Dentistry.
- Professional Master's Degree in Periodontology from Case Western Reserve University
- Bachelor of Science in Dentistry from Case Western Reserve University. Awards:
- Strides in Science," American Association of Dental Research November Researcher (2012)
- American Academy of Periodontology, Board of Trustees, Special Citation Award (2019)
- Member of:
- North East Society of Periodontology
- American Board of Periodontology
- Levi Award, American Academy of Periodontology Foundation
- College of Dentistry
- American Academy of Periodontology (AAP) Foundation

“

Thanks to TECH, you will be able to learn with the best professionals in the world"

Management



Dr. Bellver Fernández, Ricardo

- ◆ Degree in Dentistry Cardenal Herrera University
- ◆ Assistant dentist in the Oral Surgery, Periodontics and Implantology Service Unit. Ricardo Bellver Dental Clinic
- ◆ Professional Master's Degree in Implantology and Oral Surgery Cardenal Herrera University
- ◆ Professional Master's Degree in Dental Sciences University of Valencia
- ◆ Professional Master's Degree in Periodontics. Claudio Gioia Dental Clinic
- ◆ Surgical training at the Maxillofacial Service of the La Fe University Hospital, Maxillofacial and Stomatological Service unit, outpatient and operating rooms, children's and adult unit. Led by Dr. MC Baquero de la Hermosa
- ◆ Member of the Spanish Society of Prosthetics, Stomatology and Aesthetics (SEPA)
- ◆ *Fellowship* in bone regeneration. Brescia, Italy
- ◆ Training in Mucogingival Surgery at the University of Bologna. Italy



Dr. Martínez Gómez, Berta

- ♦ Degree in Dentistry at the service of PRODENTAL, Dental Clinic, Dr. Mateo & Dr. Ribas
- ♦ Degree in Dentistry from the University of Barcelona
- ♦ Professional Master's Degree in Comprehensive Periodontics C.G. Ongoing Training with Prof. Raúl G. Caffesse
- ♦ Professional Master's Degree in Implantology and Prosthodontics CIDESID
- ♦ Postgraduate course in Endodontics Dr. Hipólito Fabra
- ♦ Diploma in Endodontics CIDESID
- ♦ Advanced Multidisciplinary Course. Dr. Iñaki Gamborena, San Sebastián, Spain
- ♦ Course in Prosthodontics and Dental Aesthetics CIDESID
- ♦ Layering course on posterior and anterior teeth by CIDESID
- ♦ *Theoretical and practical course of Periodontal Surgery: Periodontal and Peri-implant tissue reconstruction. Professor. Massimo de Sanctis - Dr. Fabio Vignoletti. Italian Society of Dental Training. Forli, Italy*
- ♦ Collaborating Professor Professional Master's Degree in Comprehensive Periodontics C.G. Training. Professor. Dr. Raúl Caffesse
- ♦ Private practice dedicated to Periodontics and Conservative Dentistry
- ♦ Member of the SEPA and *Fellowship* in Bone Regeneration. Dr. Carlo Tinti. Brescia. Italy

Professors

Dr. Aragüés, Alfredo

- ◆ Director of the Essential Dental Clinic Dr. Aragüés
- ◆ President of the College of Dentists of Burgos
- ◆ Degree in Dentistry from the ISCS University in Portugal.
- ◆ Certificate in Periodontics from the Autonomous University of Nuevo Leon in Mexico.
- ◆ Professional Master's Degree in Periodontics by the University of Paris in France.
- ◆ Professional Master's Degree in Smoking from the University of Cantabria in Spain
- ◆ Professional Master's Degree in Laser by the University of Barcelona in Spain.
- ◆ European Interuniversity Professional Master's Degree
- ◆ Member of: World Clinical Laser Institute, Spanish Society of Periodontology and Osseointegration, European Federation of Periodontology, American Academy of Periodontology, Spanish Laser Society, International Society for Oral Laser Applications, World Association For Oral Therapy, Adriatic Laser Academy, Founder of the National Association of Self-Employed Dentists.

Dr. Galán, Barán Abdi

- ◆ Degree in Dentistry Rey Juan Carlos University. Madrid, Spain
- ◆ Dentist Specialist in Periodontics and Osseointegration of the General Council of Dentists and Stomatologists of Spain
- ◆ Professional Master's Degree in Comprehensive Periodontics C.G. Ongoing Training. Professor. Raúl G. Caffesse
- ◆ Modular Master's Degree in Clinical Endodontics. Dr. C. Stambolsky. Postgraduate Dental Athenaeum. Madrid, Spain
- ◆ Specialist in Implantoprosthesis. Rey Juan Carlos University. Madrid, Spain
- ◆ Expert in Dental Clinic Management. Udimá
- ◆ Member of SEPA, Spanish Society of Periodontology and Osseointegration
- ◆ Member of SEPES, Spanish Society of Stomatological Prosthesis

Dr. Contreras Coy, Lluís

- ◆ Degree in Dentistry International University of Catalonia. Catalonia, Spain
- ◆ Professional Master's Degree in Soft tissue management around teeth and implants. University of Bologna. Italy
- ◆ Professional Master's Degree in Endodontics International University of Catalonia. Catalonia, Spain
- ◆ Postgraduate course in Advanced Dental Aesthetics by SCOE
- ◆ Honorable Mention by the jury of the SEI 2012 for the following communication: "ROG when placing implants in ridges with alveolar fenestrations".
- ◆ Member of SEPA and SCOE
- ◆ Degree in Dentistry Rey Juan Carlos University. Madrid, Spain
- ◆ Dentist Specialist in Periodontics and Osseointegration of the General Council of Dentists and Stomatologists of Spain
- ◆ Modular Master's Degree in Clinical Endodontics. Dr. C. Stambolsky. Postgraduate Dental Athenaeum. Madrid, Spain
- ◆ Specialist in Implantoprosthesis. Rey Juan Carlos University. Madrid, Spain
- ◆ Postgraduate Diploma in Dental Clinic Management. Udimá
- ◆ Member of SEPA, Spanish Society of Periodontology and Osseointegration
- ◆ Member of SEPES, Spanish Society of Stomatological Prosthesis

Dr. García Martínez, Gonzalo

- ◆ Degree in Dentistry Murcia University. 2000-2005
- ◆ Postgraduate Course in Orthodontics. Gnathos Orthodontics Study Center. 2005-2007
- ◆ Postgraduate Diploma in Orthognathic Surgery. Ramón y Cajal Hospital. University of Alcalá. 2015-2016
- ◆ Postgraduate course in Orthognathic Surgery. Roth-Williams Center for Functional Occlusion. 2014-2015
- ◆ Postgraduate course on Surgical Orthodontics in Orthognathic Surgery. Madrid 2015
- ◆ Collaborating Professor for the Master's Degree in Implantology at the Miguel Hernández University. Elche
- ◆ Collaborator of the Advanced Dental Classroom platform
- ◆ Private practice with exclusive dedication to Orthodontics at C. D. TREES. Cartagena (Murcia)

Dr. Gioia Palavacino, Claudio

- ◆ PhD in Dentistry. University of Murcia, Spain
- ◆ Degree in Dentistry National University of La Plata. Buenos Aires, Argentina
- ◆ Certificate in Periodontics. University of Texas. Houston, U.S.A.
- ◆ Specialist in Integrated Dentistry and Implants. Murcia University. Murcia, Spain
- ◆ Director of C.G. Ongoing Training. Elche (Alicante), Spain
- ◆ Member of SEPA, Spanish Society of Periodontology and Osseointegration
- ◆ Member of EFP, European Federation of Periodontology
- ◆ Member of AAP, American Academy of Periodontology
- ◆ Member of SEPES, Spanish Society of Stomatological Prosthesis
- ◆ Private practice dedicated to periodontics-implants and high complexity oral rehabilitation in Elche

Dr. Hernández Cobo, Álvaro

- ◆ Degree in Dentistry at the University of Alfonso X el Sabio. Madrid
- ◆ University specialist in implants by the Miguel Hernández University. Elche
- ◆ Professional Master's Degree in Comprehensive Periodontics C.G. Ongoing Training. Professor. Raúl G. Caffesse
- ◆ Professional Master's Degree in Occlusion and Prosthodontics from the European School of Oral Rehabilitation Implantology and Biomaterials
- ◆ Advanced course in aesthetic mucogingival surgery Dr. Giovanni Zucchelli
- ◆ Advanced multidisciplinary course Dr. Iñaki Gamborena
- ◆ Private practice specializing in periodontics, implants and high complexity oral rehabilitation
- ◆ Collaborating Professor of the Professional Master's Degree in Periodontics Dr. Raúl Caffesse at CG. Education

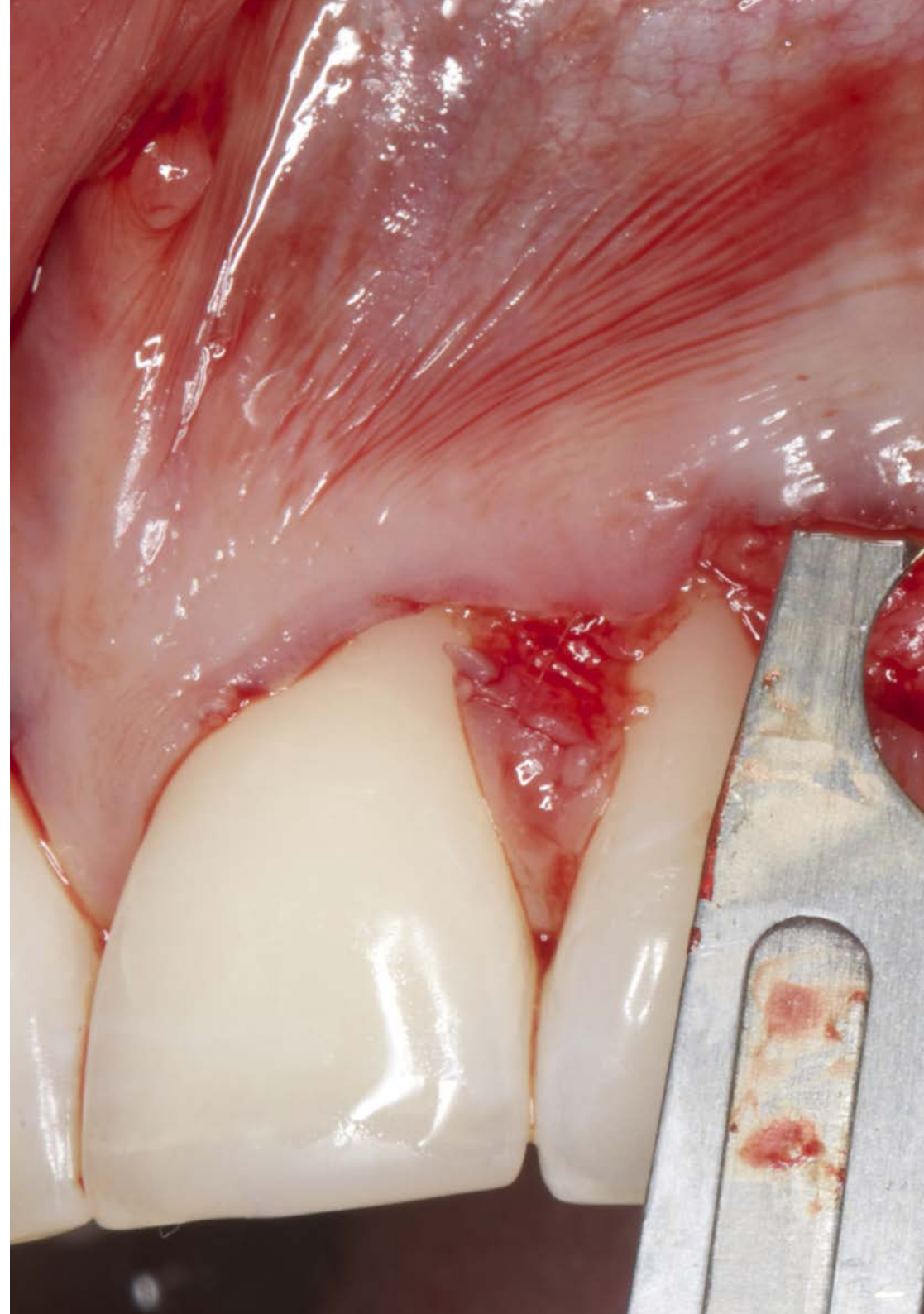
Dr. María Martínez, Ana

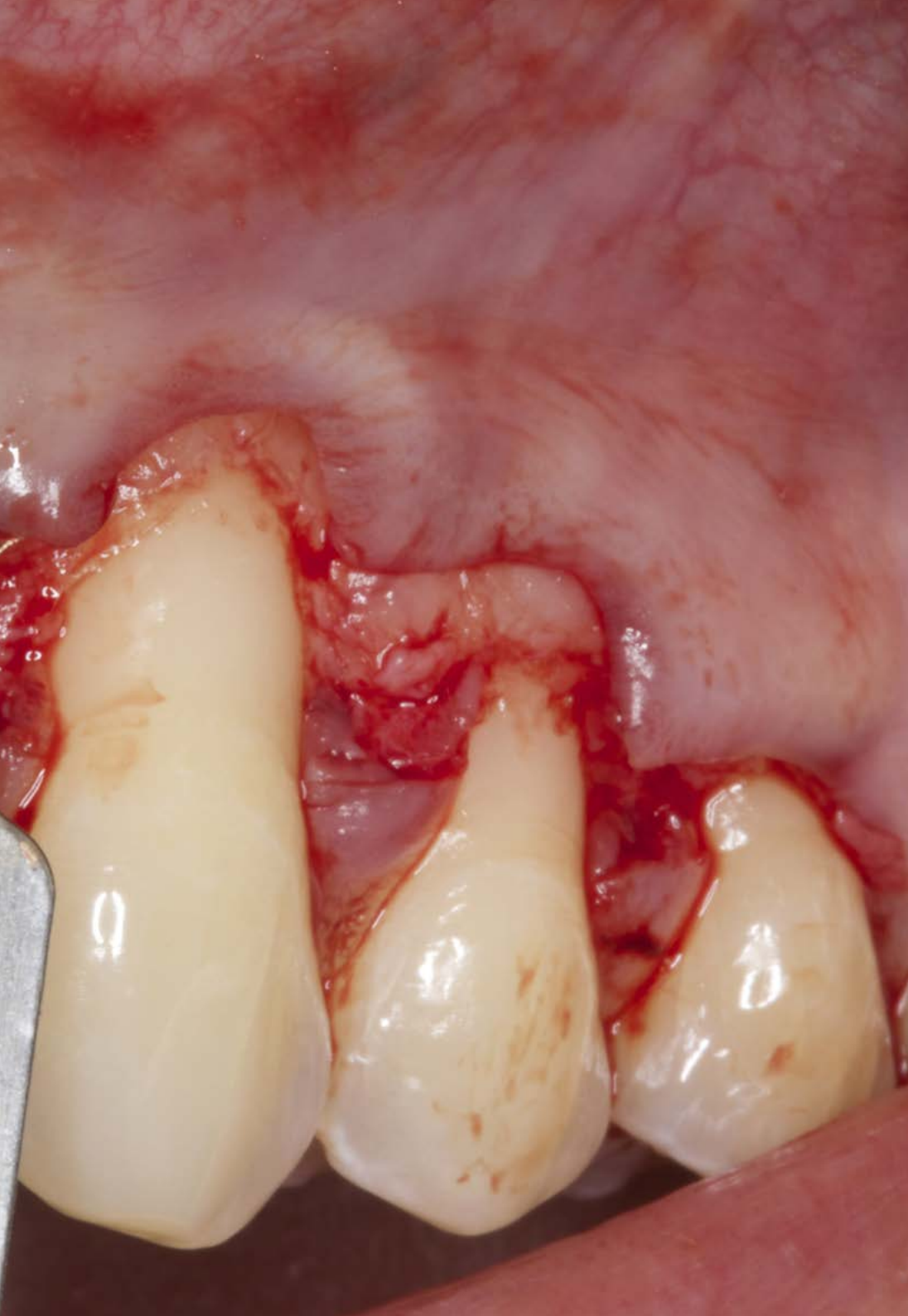
- ◆ Degree in Dentistry University of Murcia. Murcia, Spain
- ◆ PhD in Dentistry at the University of Murcia.. Murcia, Spain
- ◆ Professional Master's Degree in Comprehensive Periodontics C.G. Ongoing Training. Professor. Raúl G. Caffesse Professor of the Master's Degree in Comprehensive Periodontics C.G. Ongoing Training. Elche (Alicante), Spain
- ◆ Professor of the Course of Oral Implantology and Implant-Assisted Prosthesis C.G. Ongoing Training. Elche (Alicante), Spain
- ◆ Member of SEPA Spanish Society of Periodontology and Osseointegration
- ◆ Member of EFP European Federation of Periodontology
- ◆ Private practice dedicated to periodontics, implants and high complexity oral rehabilitation in Elche (Alicante), Spain

University of Barcelona since January 2016

Dr. García-Sala Bonmatí, Fernando

- ♦ Degree in Dentistry Cardenal Herrera University
- ♦ Professional Master's Degree in Advanced Oral Implantology from the European University of Madrid
- ♦ Certificate in Advances in Implantology and Oral Rehabilitation New York University college of dentistry
- ♦ Associate Professor University of Valencia Department of Stomatology
- ♦ Professor and co-director of the Professional Master's Degree in Advanced Oral Implantology European University of Valencia
- ♦ Professor of Oral Surgical Pathology European University of Valencia
- ♦ ITI (International Team for Implantology) member
- ♦ Member of the SEPES
- ♦ Fellowship in bone regeneration with Dr. Carlo Tinti Brescia, Italy
- ♦ Training in Mucogingival Surgery Dr. Zuchelli at the University of Bologna
- ♦ Periodontal Regeneration Training Dr. Coretelli. Florence, Italy
- ♦ Training in Bone Regeneration, Dr Urban Budapest, Hungary
- ♦ Various publications in pubmed, national and international speaker
- ♦ Private Practice Surgery, Periodontics and Implants





Dr. Ruíz-Oriol, Carlota

- ◆ Degree in Dentistry from the University of Barcelona
- ◆ Postgraduate course in Dental prosthesis. Dr. Mallat. Catalan Society of Odontostomatology of the Academy of Medical Sciences
- ◆ Postgraduate course in Advanced Dental Esthetics. Dr. Padrós. Catalan Society of Odontostomatology of the Academy of Medical Sciences
- ◆ Professional Master's Degree in Periodontics C.G. Ongoing Training. Dr. Raúl Caffesse
- ◆ Professional Master's Degree in Clinical Implantology and Oral Prosthetics. University of Barcelona
- ◆ Collaborating Professor Master's Degree in Comprehensive Periodontics C.G. Ongoing training since 2012 and Master's Degree in Clinical Implantology and Oral Prosthetics.



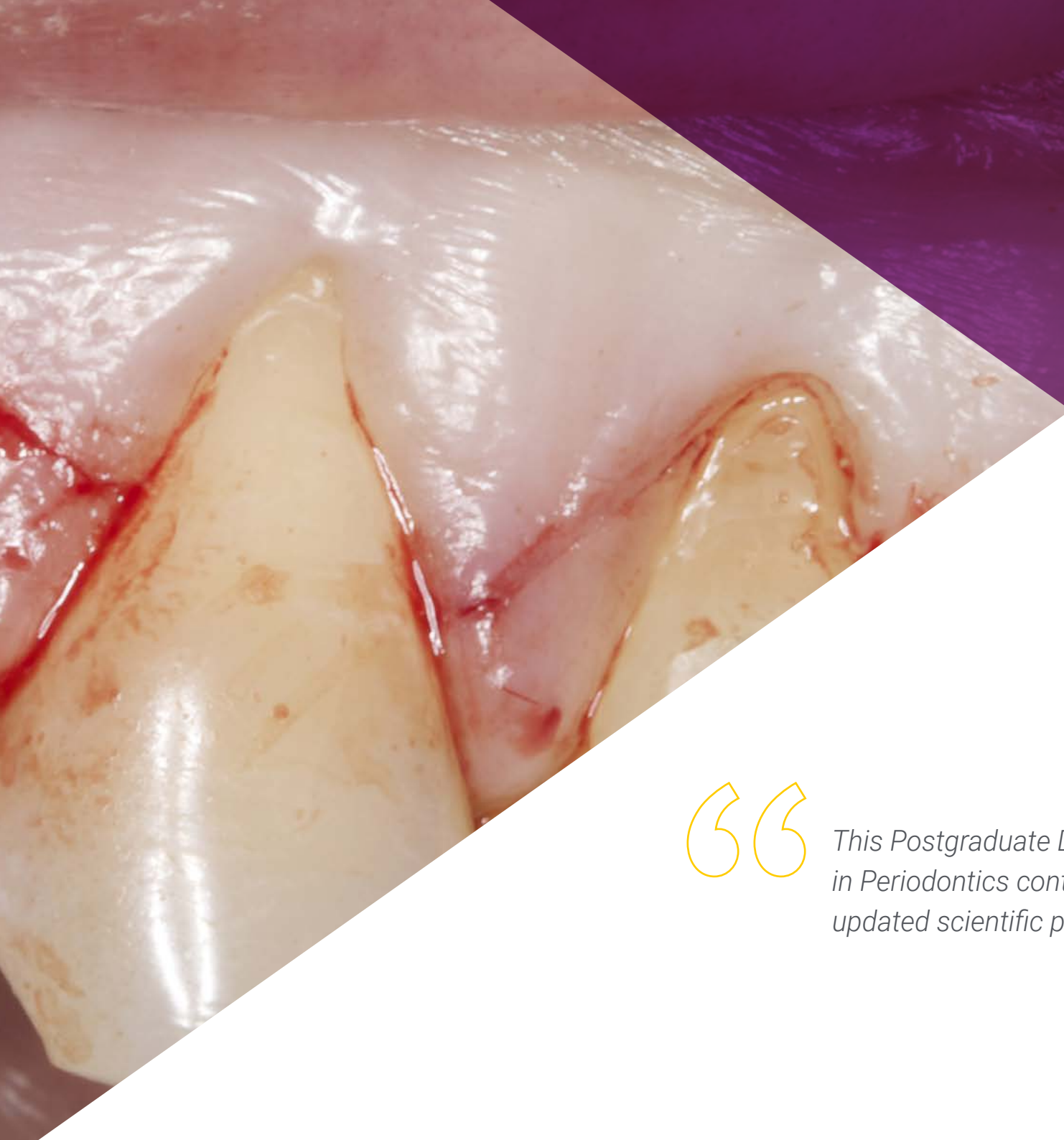
Take the opportunity to learn about the latest advances in this field in order to apply it to your daily practice"

04

Structure and Content

The structure of the contents has been designed by a team of professionals knowledgeable about the implications of training in daily medical practice, aware of the relevance of the current relevance of education in order to be able to act before the patient and committed to quality teaching through new educational technologies.





“

This Postgraduate Diploma in Mucogingival Surgery in Periodontics contains the most complete and updated scientific program on the market".

Module 1. Reconstructive Periodontal Treatment III: Periodontal and Mucogingival Plastic Surgery. Basic Principles

- 1.1. Etiopathogenesis and Prevalence of Mucogingival Disorders
 - 1.1.1. Eruption Pattern
 - 1.1.2. Fenestration and Dehiscence
 - 1.1.3. Precipitating and Predisposing Factors
 - 1.1.4. Prevalence of Gingival Recession
- 1.2. Diagnosis and Indications in Mucogingival Surgery
 - 1.2.1. Diagnosing a Mucogingival Problem
 - 1.2.2. Performance Criteria in Pediatric, Young and Adult Patients
- 1.3. Gingival Recession
 - 1.3.1. Classification
- 1.4. Prognosis and Predetermination in Root Canal Veneering
- 1.5. Surgical Technique Selection
 - 1.5.1. Criteria for Choosing a Surgical Technique
 - 1.5.2. Anatomical Factors that Affect Prognosis
 - 1.5.3. Scientific Evidence
 - 1.5.4. Variables to Consider Depending on the Technique
- 1.6. Root Surface Treatment
- 1.7. Amelogenins in Mucogingival Surgery
- 1.8. Surgical Principles in Periodontal Plastic Surgery
 - 1.8.1. Incisions and Bevels
 - 1.8.2. Flaps
- 1.9. Sutures, Surgical Instruments and Postoperative Care
 - 1.9.1. Sutures, Materials, Characteristics, Knots and Suturing Techniques
 - 1.9.2. Surgical Instruments in Mucogingival Surgery
 - 1.9.3. Postoperative Care

Module 2. Reconstructive Periodontal Treatment IV: Periodontal and Mucogingival Plastic Surgery. Autografts and Displaced Flaps for Root Resurfacing

- 2.1. Epithelialized Free Autograft
 - 2.1.1. Basic Principles
 - 2.1.1.1. Indications and Contraindications
 - 2.1.1.2. Advantages and Disadvantages
 - 2.1.1.3. Phases when Performing Epithelialized Autografts
 - 2.1.1.4. Donor Site Treatment
 - 2.1.1.5. Nourishment and Healing of the Graft and Donor Site
 - 2.1.1.6. Postoperative complications
 - 2.1.2. Step-by-Step Technique
 - 2.1.2.1. Prophylactic Autograft
 - 2.1.2.2. Therapeutic Autograft
 - 2.1.2.3. Technique for Obtaining an Epithelialized Graft
 - 2.1.2.4. *Creeping Attachment*
- 2.2. Displaced Flaps Indications, Advantages and Disadvantages and Technique
 - 2.2.1. Coronal Displaced Flap (Single or Multiple)
 - 2.2.2. Multiple Coronal Displaced Flap with No Offloading
 - 2.2.3. Laterally Displaced Flap
 - 2.2.4. Laterally Displaced and Coronally Advanced Flap
 - 2.2.5. Semilunar Flap
 - 2.2.6. Bipediculated Flap
 - 2.2.7. Apical Displaced Flap
 - 2.2.8. Pedicled Palatal Flap

Module 3. Reconstructive Periodontal Treatment V: Periodontal and Mucogingival Plastic Surgery. Bilaminar techniques for root canal veneering

- 3.1. Introduction to Bilaminar Techniques
 - 3.1.1. Indications, Contraindications, Advantages, Disadvantages, Classification, Total-Partial Thicknesses
- 3.2. Surgical Techniques for Obtaining Connective Tissue Grafts
 - 3.2.1. Characteristics of the Palatal Fibromucosa
 - 3.2.2. *Trap-Door* Technique (Three Incisions)
 - 3.2.3. "I" Technique (Two Incisions)
 - 3.2.4. Envelope Technique (One Incision)
 - 3.2.5. De-Epithelialized Epithelial-Connective Tissue Grafting Technique
- 3.3. Connective Tissue Grafts Associated with Displaced Flaps
 - 3.3.1. Coronal Displaced Flap Associated with Subepithelial Connective Tissue Grafting
 - 3.3.2. Multiple Coronal Non-Discharged Displaced Flap Associated with Subepithelial Connective Tissue Grafting
 - 3.3.3. Lateral Displaced Flap Associated with Subepithelial Connective Tissue Grafting
 - 3.3.4. Bipedicled Flap Associated with Subepithelial Connective Tissue Grafting
- 3.4. Pocket or Envelope Connective Tissue Grafting and Tunneling
 - 3.4.1. Indications, Contraindications, Advantages and Disadvantages
 - 3.4.2. Techniques
- 3.5. Biomaterial Substitutes for Autologous Grafts
 - 3.5.1. Soft Tissue Allografts and Xenografts
 - 3.5.2. Indications, Contraindications, Advantages and Disadvantages
 - 3.5.3. Types, Characteristics and Handling

Module 4. Reconstructive Periodontal Treatment VI: Periodontal and Mucogingival Plastic Surgery. Corrective plastic surgery

- 4.1. Surgical Lengthening of the Dental Crown
 - 4.1.1. Crown Lengthening for Prosthodontic Reasons
 - 4.1.2. Multiple Crown Lengthening for the Treatment of EPA
 - 4.1.2.1. Altered Passive Eruption
 - 4.1.2.2. EPA Treatment
 - 4.1.2.3. Apically Displaced Flap with Vestibular Osteoplasty
 - 4.1.2.4. Apically Displaced Flap with Osteoplasty and Vestibular Ostectomy
- 4.2. Frenulum Surgery
 - 4.2.1. Upper Labial Frenulum Surgery
 - 4.2.2. Lower Labial Frenulum Surgery
- 4.3. Vestibular Plastic Surgery Vestibuloplasty
 - 4.3.1. Vestibuloplasty
 - 4.3.2. Vestibuloplasty Associated with Grafting
- 4.4. Treatment of Cervical Abrasions and Caries Associated with Gingival Recession
- 4.5. Treatment of Gingival Clefts
- 4.6. Composite Restorative Treatment in Conjunction with Surgical Root Canal Veneering
- 4.7. Treatment of Alveolar Ridge Defects Using Soft Tissue Augmentation
 - 4.7.1. Etiology and Classification of Alveolar Ridge Defects
 - 4.7.2. Surgical Techniques for Volume and Keratinized Gingival Augmentation



A unique, key, and decisive educational experience to boost your professional development"

0?

Methodology

This academic program offers students a different way of learning. Our methodology uses a cyclical learning approach: **Relearning**.

This teaching system is used, for example, in the most prestigious medical schools in the world, and major publications such as the **New England Journal of Medicine** have considered it to be one of the most effective.





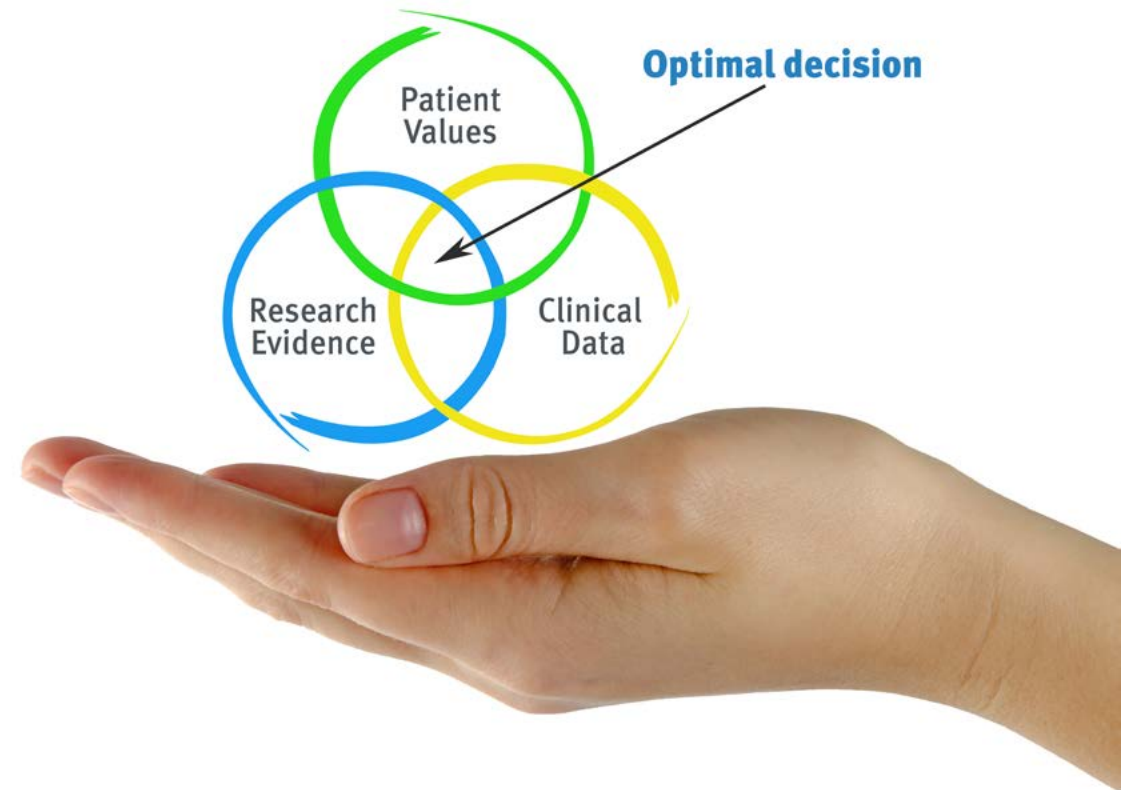
“

Discover Relearning, a system that abandons conventional linear learning, to take you through cyclical teaching systems: a way of learning that has proven to be extremely effective, especially in subjects that require memorization"

At TECH we use the Case Method

In a given situation, what should a professional do? Throughout the program, students will face multiple simulated clinical cases, based on real patients, in which they will have to do research, establish hypotheses, and ultimately resolve the situation. There is an abundance of scientific evidence on the effectiveness of the method. Specialists learn better, faster, and more sustainably over time.

With TECH you will experience a way of learning that is shaking the foundations of traditional universities around the world.



According to Dr. Gervas, the clinical case is the annotated presentation of a patient, or group of patients, which becomes a "case", an example or model that illustrates some peculiar clinical component, either because of its teaching power or because of its uniqueness or rarity. It is essential that the case is based on current professional life, trying to recreate the real conditions in the dentist's professional practice.

“

Did you know that this method was developed in 1912, at Harvard, for law students? The case method consisted of presenting students with real-life, complex situations for them to make decisions and justify their decisions on how to solve them. In 1924, Harvard adopted it as a standard teaching method”

The effectiveness of the method is justified by four fundamental achievements:

1. Dentists who follow this method not only grasp concepts, but also develop their mental capacity by means of exercises to evaluate real situations and apply their knowledge.
2. Learning is solidly translated into practical skills that allow the student to better integrate into the real world.
3. Ideas and concepts are understood more efficiently, given that the example situations are based on real-life.
4. Students like to feel that the effort they put into their studies is worthwhile. This then translates into a greater interest in learning and more time dedicated to working on the course.



Relearning Methodology

At TECH we enhance the case method with the best 100% online teaching methodology available: Relearning.

This university is the first in the world to combine the study of clinical cases with a 100% online learning system based on repetition, combining a minimum of 8 different elements in each lesson, a real revolution with respect to the mere study and analysis of cases.

The student will learn through real cases and by solving complex situations in simulated learning environments. These simulations are developed using state-of-the-art software to facilitate immersive learning.



At the forefront of world teaching, the Relearning method has managed to improve the overall satisfaction levels of professionals who complete their studies, with respect to the quality indicators of the best online university (Columbia University).

With this methodology we have trained more than 115,000 dentists with unprecedented success, in all specialties regardless of the workload. Our pedagogical methodology is developed in a highly competitive environment, with a university student body with a strong socioeconomic profile and an average age of 43.5 years old.

Relearning will allow you to learn with less effort and better performance, involving you more in your training, developing a critical mindset, defending arguments, and contrasting opinions: a direct equation for success.

In our program, learning is not a linear process, but rather a spiral (learn, unlearn, forget, and re-learn). Therefore, we combine each of these elements concentrically.

The overall score obtained by TECH's learning system is 8.01, according to the highest international standards.



This program offers the best educational material, prepared with professionals in mind:



Study Material

All teaching material is produced by the specialists who teach the course, specifically for the course, so that the teaching content is highly specific and precise.

These contents are then applied to the audiovisual format, to create the TECH online working method. All this, with the latest techniques that offer high quality pieces in each and every one of the materials that are made available to the student.



Educational Techniques and Procedures on Video

TECH introduces students to the latest techniques, the latest educational advances, and to the forefront of medical techniques. All of this in direct contact with students and explained in detail so as to aid their assimilation and understanding. And best of all, you can watch the videos as many times as you like.



Interactive Summaries

The TECH team presents the contents attractively and dynamically in multimedia lessons that include audio, videos, images, diagrams, and concept maps in order to reinforce knowledge.

This exclusive educational system for presenting multimedia content was awarded by Microsoft as a "European Success Story".



Additional Reading

Recent articles, consensus documents and international guidelines, among others. In TECH's virtual library, students will have access to everything they need to complete their course.





Expert-Led Case Studies and Case Analysis

Effective learning ought to be contextual. Therefore, TECH presents real cases in which the expert will guide students, focusing on and solving the different situations: a clear and direct way to achieve the highest degree of understanding.



Testing & Retesting

We periodically evaluate and re-evaluate students' knowledge throughout the program, through assessment and self-assessment activities and exercises, so that they can see how they are achieving their goals.



Classes

There is scientific evidence suggesting that observing third-party experts can be useful.

Learning from an Expert strengthens knowledge and memory, and generates confidence in future difficult decisions.



Quick Action Guides

TECH offers the most relevant contents of the course in the form of worksheets or quick action guides. A synthetic, practical, and effective way to help students progress in their learning.



06

Certificate

The Postgraduate Diploma in Mucogingival Surgery in Periodontics guarantees students, in addition to the most rigorous and up-to-date education, access to a Postgraduate Diploma issued by TECH Technological University.





“

Successfully complete this program and receive your university qualification without having to travel or fill out laborious paperwork”

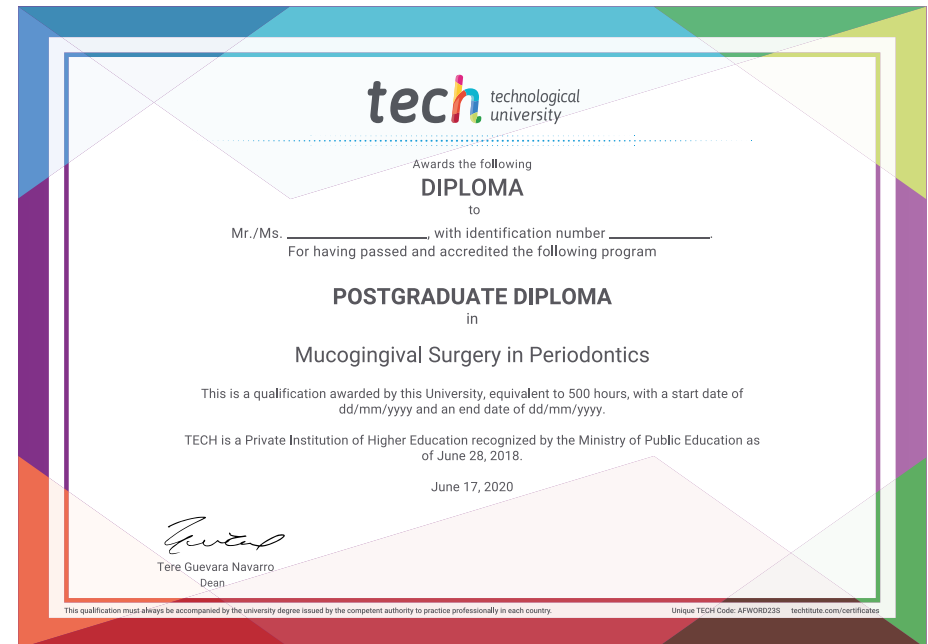
This **Postgraduate Diploma in Mucogingival Surgery in Periodontics** contains the most complete and up-to-date scientific on the market.

After the student has passed the assessments, they will receive their corresponding **Postgraduate Diploma** issued by **TECH Technological University** via tracked. via tracked delivery*.

The diploma issued by **TECH Technological University** will reflect the qualification obtained in the Postgraduate Diploma, and meets the requirements commonly demanded by labor exchanges, competitive examinations, and professional career evaluation committees.

Title: **Postgraduate Diploma in Mucogingival Surgery in Periodontics**

Official N°. of Hours: **500 h.**



*Apostille Convention. In the event that the student wishes to have their paper diploma issued with an apostille, TECH EDUCATION will make the necessary arrangements to obtain it, at an additional cost.

future
health confidence people
education information tutors
guarantee accreditation teaching
institutions technology learning
community commitment
personalized service innovation
knowledge present
development language
virtual classroom



Postgraduate Diploma Mucogingival Surgery in Periodontics

- » Modality: online
- » Duration: 6 months
- » Certificate: TECH Technological University
- » Dedication: 16h/week
- » Schedule: at your own pace
- » Exams: online

Postgraduate Diploma

Mucogingival Surgery in Periodontics

