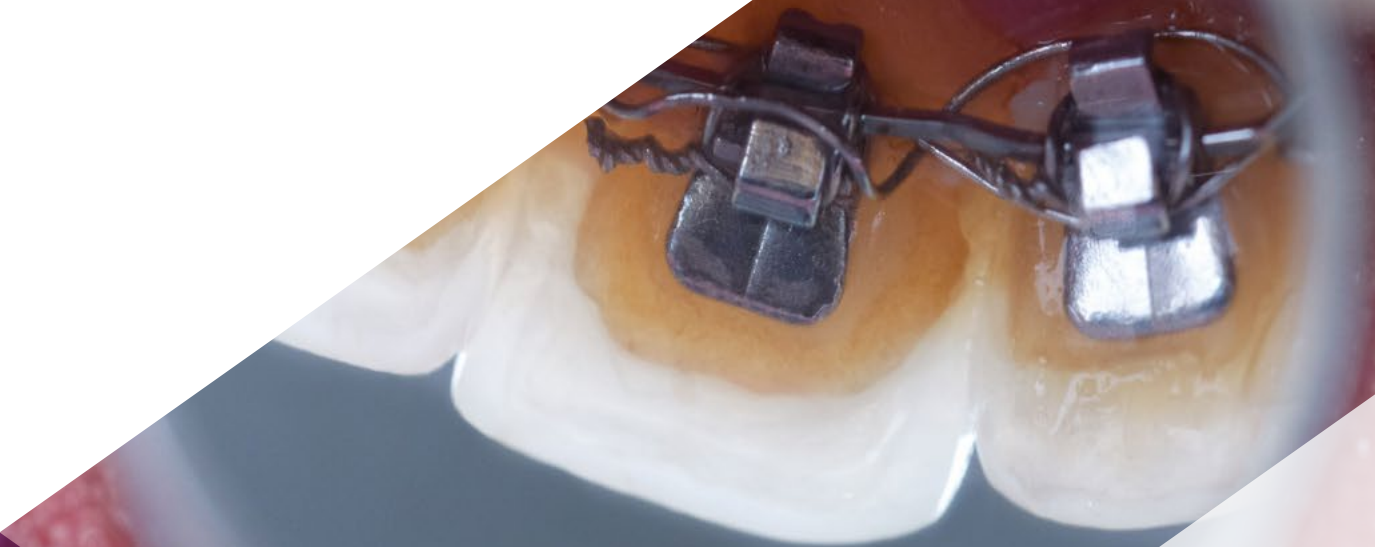


# Postgraduate Diploma Lingual Orthodontics





## Postgraduate Diploma Lingual Orthodontics

- » Modality: online
- » Duration: 6 months
- » Certificate: TECH Technological University
- » Dedication: 16h/week
- » Schedule: at your own pace
- » Exams: online

Website: [www.techtute.com/us/dentistry/postgraduate-diploma/postgraduate-diploma-lingual-orthodontics](http://www.techtute.com/us/dentistry/postgraduate-diploma/postgraduate-diploma-lingual-orthodontics)

# Index

01

Introduction

---

*p. 4*

02

Objectives

---

*p. 8*

03

Course Management

---

*p. 12*

04

Structure and Content

---

*p. 22*

05

Methodology

---

*p. 26*

06

Certificate

---

*p. 34*

# 01

# Introduction

The demand for orthodontic treatment has increased due to the fact that it is reaching, in increasing numbers, the adult population as well, often as part of an integrated orthodontic treatment. Therefore, the education of specialists in this area is a necessity and a social demand. This program allows specialists to expand their knowledge in a practical way, 100% online and adapted to their needs.



“

*Improve your knowledge with this program where you will find top level clinical cases and materials. Improve the quality of your clinical practice through this Postgraduate Diploma in Lingual Orthodontics”*

Orthodontics was the first specialty within dentistry and the second after ophthalmology within the health sciences. In this sense, specialty is understood as the possession of a specific professional organization, literature and education. Its specific features in diagnosis, type of treatment, objectives and scientific basis, require an exclusive professional practice.

The knowledge acquired will allow the student to face working life from a more qualified position, giving them a clear advantage when it comes to finding a job, since they will be able to offer the application of the latest technological and scientific advances in the field of orthodontics

The fundamental justification of the program is, therefore, to provide professionals with adequate knowledge, skills, attitudes, values and competencies, who are able to serve society by satisfying its health demands, in terms of prevention, diagnosis and treatment, in an ethical, efficient and safe way.

This professional must appreciate the need for lifelong professional development and continuing education, be able to efficiently utilize advances in knowledge and technology, and understand the central role of the patient in therapeutic decision making.

This **Postgraduate Diploma in Lingual Orthodontics** contains the most complete and up-to-date scientific program on the market. The most important features include:

- ◆ Clinical cases presented by experts in the different dental specialties
- ◆ The graphic, schematic, and practical contents with which they are created provide scientific and practical information on the disciplines that are essential for professional practice
- ◆ Latest information on techniques in lingual orthodontics
- ◆ An algorithm-based interactive learning system for decision-making in the clinical situations presented throughout the course
- ◆ Special emphasis on evidence-based medicine and research methodologies in lingual orthodontics
- ◆ Content that is accessible from any fixed or portable device with an Internet connection



*Expand your knowledge through the Postgraduate Diploma in Lingual Orthodontics, in a practical way and adapted to your needs”*



“

*This Postgraduate Diploma may be the best investment you can make when selecting a refresher program, for two reasons: in addition to updating your knowledge in Lingual Orthodontics, you will obtain a Postgraduate Diploma from TECH Technological University”*

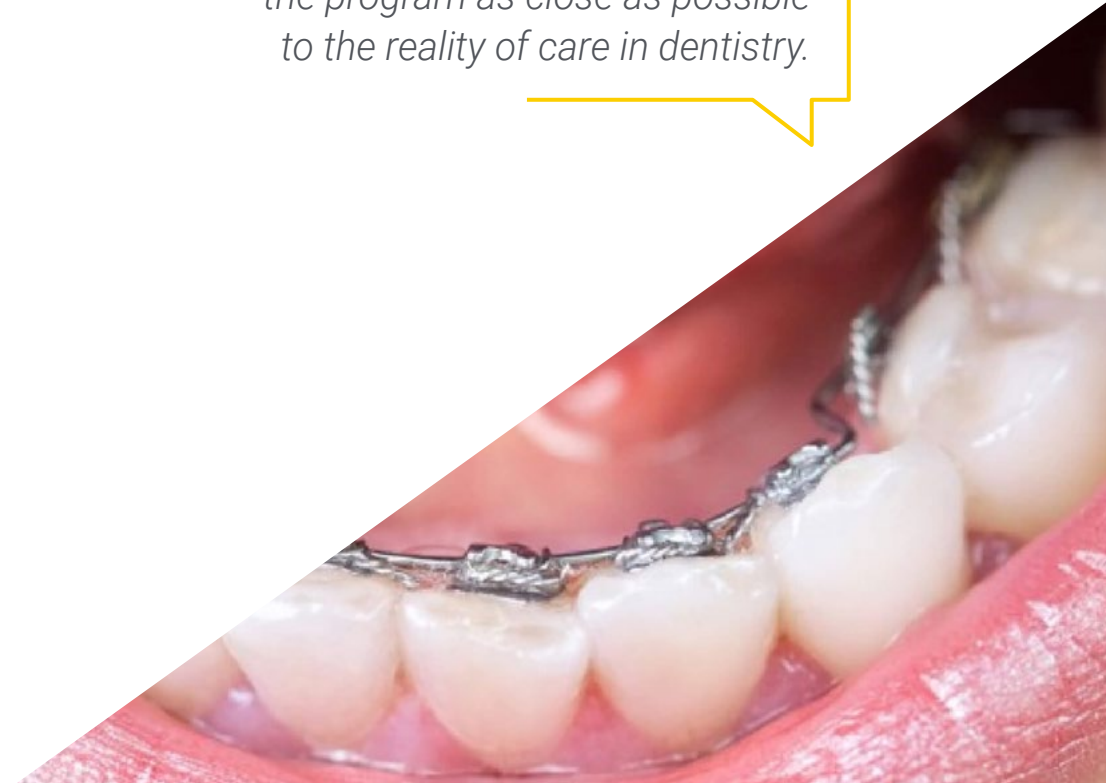
Forming part of the teaching staff is a group of professionals from the field of dentistry, who contribute to this course their work experience, as well as a group of renowned specialists, recognized by esteemed scientific communities.

The multimedia content developed with the latest educational technology will provide the professional with situated and contextual learning, i.e., a simulated environment that will provide an immersive academic experience programmed to learn in real situations.

The design of this program is based on Problem-Based Learning, whereby the students must try to solve the different professional practice situations that arise throughout the program. For this reason, you will be assisted by an innovative, interactive video system created by renowned and experienced experts in the field of radiology with extensive teaching experience.

*This Postgraduate Diploma offers training in simulated environments, which provides an immersive learning experience designed to train for real-life situations.*

*It includes clinical cases to bring the program as close as possible to the reality of care in dentistry.*



02

# Objectives

The main objective of the program is the development of theoretical and practical learning, so that the dentist is able to master the latest techniques in the field in a practical and rigorous manner.







“

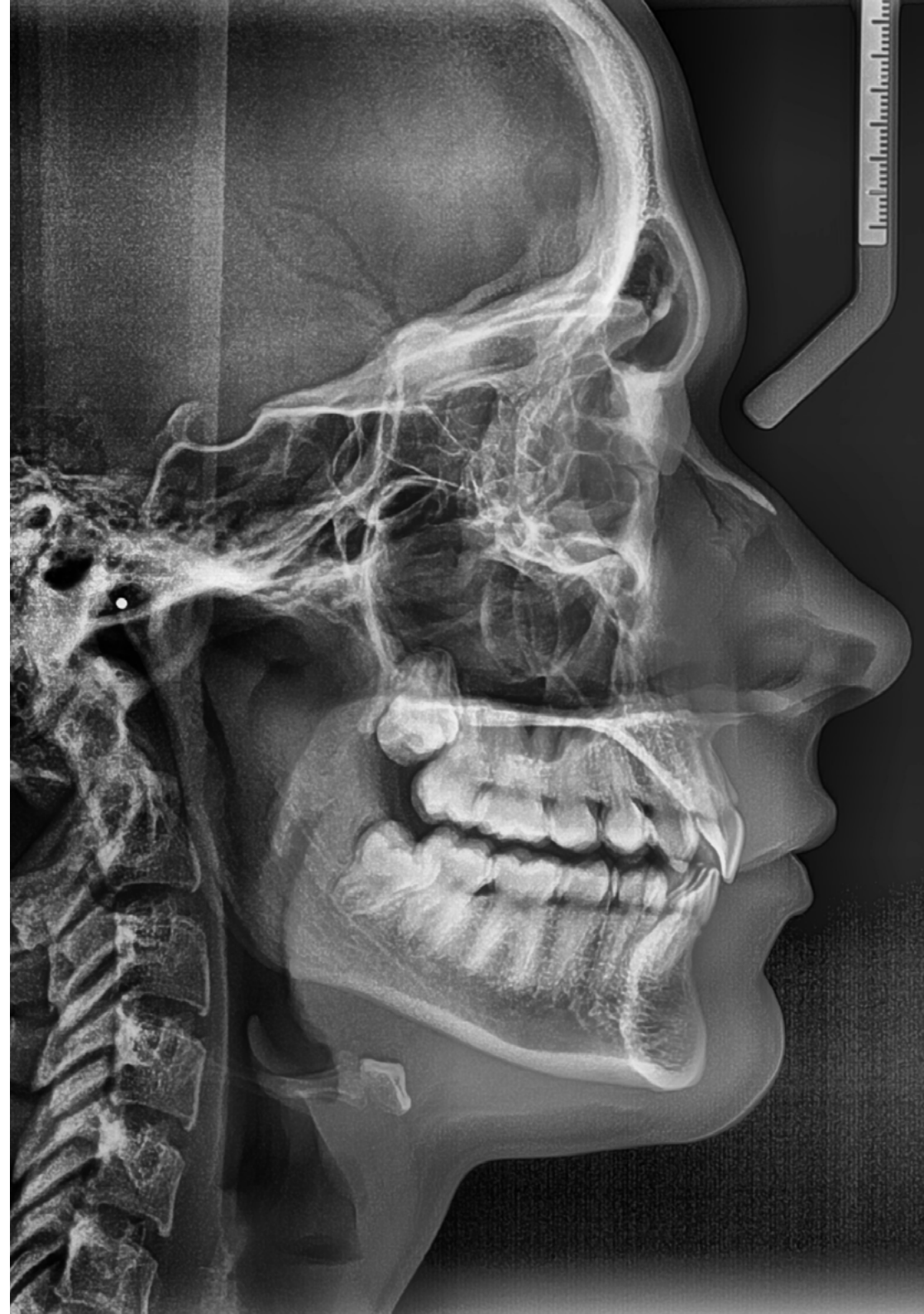
*This refresher program will generate a sense of confidence when practising medicine, which will help you grow both personally and professionally”*



## General Objectives

---

- ♦ Gain up-to-date theoretical and practical knowledge in the different areas of orthodontics and dentofacial orthopedics through evidence-based dentistry
- ♦ Know how to apply acquired knowledge and problem-solving skills in new or unfamiliar environments with a multidisciplinary approach within broader contexts related to health sciences
- ♦ Transmit learning skills to students that will allow them to continue their education in an autonomous and self-directed manner, developing habits of excellence and quality in professional practice
- ♦ Ability to integrate knowledge and face the complexity of making judgments, while reflecting on the social and ethical responsibilities linked to the application of their knowledge and judgments
- ♦ Encourage the acquisition of technical skills and abilities, through a powerful audio-visual system, and the possibility of development through online simulation workshops and/or specific learning
- ♦ Encourage professional stimulation through continuing education and research





## Specific Objectives

---

### Module 1. Initial Diagnosis

- ◆ Consolidate structural and radiological anatomical knowledge, as well as the practical considerations that students should apply in the diagnosis, prognosis and therapeutic planning of orthodontic patients and those requiring dentofacial orthopedics

### Module 2. Advanced Diagnosis

- ◆ Prepare students in the field of diagnostic imaging of the human anatomy, especially in the area of dentistry To do so, students should become familiar with the various imaging techniques available, along with their indications and limitations
- ◆ Learn about oral radiology, intra and extrabuccal, with special emphasis on lateral and frontal skull telerradiography. Students will also learn about other techniques such as simple radiology, ultrasound, CT, CBCT and MRI, especially for the cervico-facial area

### Module 3. Lingual Orthodontics

- ◆ Review the latest developments in advanced treatments in conventional orthodontics and multidisciplinary treatments
- ◆ Review the historical milestones of lingual orthodontics
- ◆ Classify the different types of lingual orthodontics
- ◆ Determine the most relevant differences between vestibular orthodontics and lingual orthodontics
- ◆ Gain up-to-date knowledge of the laboratory procedures in lingual orthodontics
- ◆ Gain up-to-date knowledge of the cementing and recementing procedure in the orthodontic patient
- ◆ Determine the protocols and classical arch sequences
- ◆ Identify the types of ligatures and their use
- ◆ Review the reasons for emergencies and the most frequent complications in lingual orthodontics
- ◆ Gain up-to-date knowledge of the combined use of microscrews



*Make the most of the opportunity and take the step to get up to date on the latest developments in Lingual Orthodontics”*



03

# Course Management

This program includes highly regarded health professionals in the field of dentistry in its teaching staff, who contribute the experience of their work to this program. In addition, renowned specialists, members of prestigious national and international scientific communities, are involved in designing and preparing the program.





“

*Learn about the latest advances in Lingual Orthodontics from leading professionals”*



## Management



### Dr. Martínez Font, Juan

- ♦ PhD in Dentistry from CEU Cardenal Herrera University
- ♦ Professor for the Master's Degree in Orthodontics and Dentofacial Orthopedics (CEU Cardenal Herrera University)
- ♦ Professor for the Specialization Degree in Orthodontics (CEU Cardenal Herrera University)
- ♦ Associate Professor of Orthodontics II, III IV in the Department of Dentistry at the CEU Cardenal Herrera University
- ♦ Master's Degree in Orthodontics and Dentofacial Orthopedics from the CEU Cardenal Herrera University
- ♦ Postgraduate Diploma in Orthodontics and Dentofacial Orthopedics at CEU Cardenal Herrera University
- ♦ Degree in Dentistry from CEU Cardenal Herrera University
- ♦ Member of the Spanish Society of Orthodontics (SEDO)
- ♦ Invisalign Certification
- ♦ Orthodontics and Dentofacial Orthopedics Private Practice



### Mr. Veres Jordá, Jesús

- ♦ Collaborating professor of the Master's Degree in Orthodontics, CEU Cardenal Herrera University
- ♦ Degree in Dentistry from Cardenal Herrera-CEU University
- ♦ Postgraduate Diploma in Orthodontics at the Cardenal Herrera-CEU University
- ♦ Postgraduate Degree in Orthodontics, The Charles H. Tweed International Foundation for Orthodontic Research. Tucson, Arizona EEUU
- ♦ Master's Degree in Orthodontics, CEU Cardenal Herrera University
- ♦ Certificate of Lingual Orthodontics, Incognito 3M System
- ♦ Master's Degree in Invisalign Invisible Orthodontics System
- ♦ Postgraduate Degree in NeuroOcclusal Rehabilitation and Orofacial Pain
- ♦ Member of the Spanish Society of Orthodontics (SEDO)

## Professors

### Mr. Orozco Aparicio, Iñaki

- ◆ Degree in Dentistry from the University of Valencia
- ◆ Master's Degree in Orthodontics and Dentofacial Orthopedics from the University of Valencia
- ◆ Professor for the Master's Degree in Orthodontics and Dentofacial Orthopedics and Specialization Degree in Orthodontics, CEU Cardenal Herrera University
- ◆ Professor for the Degree in Dentistry Courses Orthodontics III and Orthodontics IV
- ◆ Collaborating Professor for the Master's Degree in Clinical Orthodontics at UAH
- ◆ Advanced Program in Management and Strategic Management IE-Madrid
- ◆ Teaching collaborator in various continuing education projects in dental schools in Las Palmas and Tenerife in lingual orthodontics
- ◆ Clinical practice in private practice as a specialist in Orthodontics in Spain and the United Kingdom
- ◆ Member of the Spanish Society of Prosthetics, Stomatology and Aesthetics (AESOR) and the Spanish Society of Oral Surgery (SEDO)
- ◆ Member of the GDC (General Dental Council of the United Kingdom)

### Ms. Primo Trullenque, Anna

- ◆ Master's Degree in Orthodontics and Dentofacial Orthopedics( CEU Cardenal Herrera University)
- ◆ Postgraduate Diploma in Orthodontics and Dentofacial Orthopedics at (CEU Cardenal Herrera University)
- ◆ Master's Degree in Adhesive and Aesthetic Dentistry, University of Valencia
- ◆ Degree in Dentistry from CEU Cardenal Herrera University
- ◆ Member of the Spanish SEDO (Society of Orthodontics)
- ◆ Invisalign Certification
- ◆ Orthodontics and Dentofacial Orthopedics Private Practice

### Dr. Castañer Peiro, Amparo

- ◆ PhD in Medicine and Surgery from the Cardenal Herrera CEU University
- ◆ Degree in Medicine and Surgery from the University of Valencia
- ◆ Speciality in Stomatology from the University of Valencia
- ◆ Master's Degree in Dentistry from the Complutense University of Madrid
- ◆ Associate Professor of Orthodontics, CEU Cardenal Herrera University
- ◆ Dentistry Professor of Orthodontics II and III, CEU Cardenal Herrera University
- ◆ Professor for the Master's Degree in Orthodontics and Dentofacial Orthopedics, CEU Cardenal Herrera University
- ◆ Professor for the Expert Diploma in Orthodontics and Dentofacial Orthopedics, CEU Cardenal Herrera University
- ◆ Certificate in Invisiling and Lingual Orthodontics
- ◆ Professional Degree in Oral-Dental Public Health certified by the UCM
- ◆ Member of the following associations: SEDO, AAO, EOS, WFO, AESOR, CIRNO
- ◆ Member of the Board of Directors of the Center for Odonto-Estomatologic Studies of the College of Dentists of Valencia
- ◆ Membership of the Committee of Experts of the ANECA in the Community of Madrid
- ◆ Orthodontics and Dentofacial Orthopedics Private Practice

**Dr. Sánchez Albero, Ana**

- ♦ PhD in Dentistry from CEU Cardenal Herrera University
- ♦ Professor for the Master's Degree in Orthodontics and Dentofacial Orthopedics (CEU Cardenal Herrera University)
- ♦ Professor for the Specialization Degree in Orthodontics (CEU Cardenal Herrera University)
- ♦ Professor of Comprehensive Orthodontics (Catholic University)
- ♦ Master's Degree in Transparent Orthodontics
- ♦ Master's Degree in Orthodontics and Dentofacial Orthopedics from the CEU Cardenal Herrera University
- ♦ Postgraduate Diploma in Orthodontics and Dentofacial Orthopedics at CEU Cardenal Herrera University
- ♦ Degree in Dentistry from CEU Cardenal Herrera University
- ♦ Member of the Spanish Society of Orthodontics (SEDO)
- ♦ Invisalign Certification

**Dr. Bolás Colvée, Belén**

- ♦ PhD in Dentistry from the University of Valencia
- ♦ Associate Professor of Orthodontics at the European University
- ♦ Master's Degree in Orthodontics and Dentofacial Orthopedics CEU Cardenal Herrera University
- ♦ Expert Diploma in Orthodontics and Dentofacial Orthopedics CEU Cardenal Herrera University
- ♦ PhD in Dentistry from the University of Valencia
- ♦ Member of the Spanish Society of Orthodontics
- ♦ Member of the Spanish Society of Aligners
- ♦ Invisalign Certification
- ♦ Orthodontics and Dentofacial Orthopedics Private Practice

**Dr. Guinot Barona, Clara**

- ♦ Degree in Dentistry from the University of Valencia
- ♦ PhD in Dentistry from CEU Cardenal Herrera University
- ♦ Postgraduate Diploma in Orthodontics from CEU Cardenal Herrera University
- ♦ Master's Degree in Orthodontics and Dentofacial Orthopedics from the CEU - Cardenal Herrera University
- ♦ Associate Professor for the Dentistry Degree, CEU Cardenal Herrera University (Valencia, Spain)
- ♦ Collaborating Professor for the Master's Degree in Pediatric Dentistry at CEU Cardenal Herrera University
- ♦ Collaborating Professor for the Master's Degree in Orthodontics and Dentofacial Orthopedics, CEU Cardenal Herrera University

**Ms. Cañada Luna, Isabel**

- ♦ Professor for the Master's Degree in Orthodontics and Dentofacial Orthopedics (CEU Cardenal Herrera University)
- ♦ Master's Degree in Orthodontics and Dentofacial Orthopedics from the CEU Cardenal Herrera University
- ♦ Postgraduate Diploma in Orthodontics and Dentofacial Orthopedics at CEU Cardenal Herrera University
- ♦ Courses belong to the Third Cycle Research period, CEU Cardenal Herrera University (Valencia, Spain)
- ♦ Degree in Dentistry from CEU Cardenal Herrera University
- ♦ Member of the Spanish Society of Orthodontics (SEDO) Member of the Study Center of the Official College of Dentists and Stomatologists of Aragon
- ♦ Orthodontics and Dentofacial Orthopedics, Exclusive Private Practice

**Ms. Sanz-Orrio Soler, Icíar**

- ♦ Associate Professor in the English program for the Degree of Dentistry of the Catholic University of Valencia
- ♦ Professor for the Specialization Degree in (CEU Cardenal Herrera University)
- ♦ Master's Degree in Orthodontics and Dentofacial Orthopedics from the CEU Cardenal Herrera University
- ♦ Postgraduate Diploma in Orthodontics and Dentofacial Orthopedics at CEU Cardenal Herrera University
- ♦ Degree in Dentistry from CEU Cardenal Herrera University
- ♦ Master's Degree in Invisalign Clear Aligner Aystem with Dr. Manuel Román
- ♦ Tweed Study Course in Tucson, Arizona
- ♦ Incognito Certification Course
- ♦ Course on Neuro Rehabilitation and Integral Treatment of the TMJ with Dr. Javier Plaza
- ♦ Member of the Spanish Society of Orthodontics (SEDO)
- ♦ Affiliated Member of the Spanish Associations of Exclusive (AESOR)
- ♦ Member of the World Federation of Orthodontists, WFO
- ♦ Member of the Spanish Society of Alignment SEDA
- ♦ Orthodontics and Dentofacial Orthopedics Private Practice

**Ms. Ferrer Serrador, Clara María**

- ♦ Professor for the Master's Degree in Comprehensive Orthodontics at the Catholic University of Valencia
- ♦ Professor for the Master's Degree in Comprehensive Orthodontics at the Catholic University of Valencia
- ♦ Professor of Orthodontics I and II for the Degree in Dentistry at the Catholic University of Valencia
- ♦ Master's Degree in Orthodontics and Dentofacial Orthopedics from the University of Alcalá (UAH)
- ♦ Degree in Dentistry from the University of Valencia
- ♦ WIN Certification
- ♦ Invisalign Certification Master's Degree in Invisible Orthodontics based on Dr. Román's Invisalign system
- ♦ Myofunctional Orthodontics Course (Myobrace)
- ♦ Damon Master (Drs. García Espejo and Perera Grau)
- ♦ Member of the Spanish Society of Orthodontics (SEDO)
- ♦ Orthodontics and Dentofacial Orthopedics Private Practice

**Dr. Molina Villar, Sara**

- ♦ PhD in Dentistry from CEU Cardenal Herrera University
- ♦ Official Master's Degree in Orthodontics and Dentofacial Orthopedics, CEU Cardenal Herrera University
- ♦ Expert Diploma in Orthodontics and Dentomaxillary Orthopedics at CEU Cardenal Herrera University
- ♦ Degree in Dentistry from the University of Valencia, Award for Extraordinary Performance
- ♦ Collaborating Professor for the Master's Degree in Orthodontics Catholic University of Valencia
- ♦ Theoretical and Practical Modular Course in Orthodontics and Orthognathic Surgery
- ♦ Certification in the Invisalign System

**Dr. Torrella Girbes, Mar**

- ◆ Degree in Dentistry from the University of Valencia
- ◆ Award for an extraordinary academic record from the University of Valencia
- ◆ Master's Degree in Orthodontics and Dentofacial Orthopedics from the University of Valencia
- ◆ Doctor of Medicine "Cum Laude" from the UCH-CEU in Valencia.
- ◆ Professor in charge of Orthodontics II at UCH-CEU
- ◆ Collaborating professor in the Dentistry Department in the Orthodontics I subject in UHU-CEU
- ◆ Professor for the Specialization Master's Degree in Orthodontics, UHU-CEU
- ◆ Professor of the Master's Degree in Orthodontics and Dentofacial Orthopedics CEU Cardenal Herrera University
- ◆ Certificate of Lingual Orthodontics Incognito System
- ◆ Invisalign Certification Invisalign provider
- ◆ Advanced Training Course on Occlusion, Craniomandibular Dysfunction, Orofacial Pain and Oral Sleep Medicine
- ◆ Member of the Spanish Society of Orthodontics (SEDO).
- ◆ Member of the Spanish Association of Exclusive Orthodontists (AESOR)
- ◆ Member of the Tweed Foundations (Tucson-Arizona)
- ◆ Exclusive dedication to the practice of the specialty of Orthodontics and Dentofacial Orthopedics

**Ms. Valero Remohi, Paloma**

- ◆ Professor for the Master's Degree in Orthodontics and Dentofacial Orthopedics (CEU Cardenal Herrera University)
- ◆ Professor for the Specialization Degree in (CEU Cardenal Herrera University)
- ◆ Associate Professor in charge of Orthodontics I and Orthodontis II in the Department of Dentistry, CEU Cardenal Herrera University
- ◆ Master's Degree in Orthodontics and Dentofacial Orthopedics, International University of Catalonia
- ◆ Doctoral Candidate and Diploma of Advanced Studies, International University of Catalonia
- ◆ Diploma in Clinical Management and Dental Management Dental Doctors Institute of Management
- ◆ Degree in Dentistry. University of Valencia
- ◆ Invisalign and Incognito Certification
- ◆ Affiliated member of the Spanish Society of Orthodontics (SEDO) and the Spanish Association of Orthodontists (AESOR)
- ◆ Exclusive Orthodontist Orthodontics and Orthopedics Private Practice



**Mr. Alonso Pérez-Barquero, Jorge**

- ◆ Degree in Dentistry from the University of Valencia
- ◆ Associate Professor, University of Valencia
- ◆ Collaborating Professor for the Master's Degree in Dental Prosthesis at the University of Valencia
- ◆ Master's Degree in Dental Prosthesis from the University of Valencia
- ◆ Master's Degree in Dental Sciences from the University of Valencia
- ◆ Diploma in Esthetic Dentistry Aparicio Clinic
- ◆ Diploma in Oral Rehabilitation and Occlusion Dawson Academy Spain
- ◆ Member of the Spanish Society of Prosthetics, Stomatology and Aesthetics (SEPES)
- ◆ SEPES Gascón Award 2013
- ◆ Best Oral Communication of the 2012 Annual Meeting of the Center for Odontostomatological Studies.
- ◆ Author and co-author of publications in national and international journals

**Ms. Alfonso Chulvi, Purificación**

- ◆ Professor for the Specialization Degree in Orthodontics (Catholic University of Valencia)
- ◆ Associate Professor of Ortho I and II in the Department of Dentistry in English (Catholic University of Valencia)
- ◆ Postgraduate Course in Orthodontics. Center for Orthodontic Studies, Gnathos, Madrid
- ◆ Orthodontics techniques in Dental Smiles Dublin, Irlanda
- ◆ Invisible Orthodontics Certification 3D Orthodontics Madrid
- ◆ Win Lingual Orthodontics Certification
- ◆ Pathology and Oral Medicine Course. University of Valencia
- ◆ Degree in Dentistry from the University of Valencia
- ◆ Orthodontics and Dentofacial Orthopedics Private Practice

**Dr. Sánchez García, María José**

- ◆ PhD in Dentistry at the University of Murcia..
- ◆ Degree in Dentistry from the University of Murcia
- ◆ Postgraduate Diploma in Periodontics from the University of Murcia
- ◆ Master's Degree in Orthodontics and Dentofacial Orthopedics from the University of Valencia
- ◆ Former Associate Professor, CEU Cardenal Herrera University, Valencia
- ◆ Former Professor for the Master's Degree in Orthodontics and Dentofacial Orthopedics, CEU Cardenal Herrera, Valencia
- ◆ Invisalign and Incognito Certification
- ◆ Member of the Spanish Society of Orthodontics
- ◆ Member of AESOR (Association of Specialists in Orthodontics and Dentofacial Orthopedics)
- ◆ Member of the World Federation Orthodontists (WFO)
- ◆ Exclusive Practice Orthodontist at Valencia and Murcia

**Dr. Galán López, Lidia**

- ◆ PhD in Dentistry from the Catholic University of Valencia
- ◆ Professor for the Masters Degrees in Comprehensive Orthodontics and in Comprehensive Orthodontics
- ◆ Professor of Orthodontics I and II in the Department of Dentistry at the Catholic University of Valencia
- ◆ Master's Degree in Orthodontics and Dentofacial Orthopedics from the CEU Cardenal Herrera University
- ◆ Postgraduate Diploma in Orthodontics and Dentofacial Orthopedics at CEU Cardenal Herrera University
- ◆ Degree in Dentistry, International University of Catalonia
- ◆ Member of the Spanish Society of Orthodontics (SEDO)
- ◆ Active Member of the Spanish Association of Specialists in Orthodontics (AESOR)
- ◆ Invisalign and Incognito Certification
- ◆ Orthodontics and Dentofacial Orthopedics, Exclusive Practice

**Ms. Ilzarbe Ripoll, Marta**

- ◆ Master's Degree in Advanced Orthodontics (UEM)
- ◆ Master Invisalign (Drs. Peydro and Malagón)
- ◆ Damon Master (Drs. Perera and García-Espejo)
- ◆ Insignia Lingual Orthodontics System Certification
- ◆ Degree in Dentistry from the University of Valencia
- ◆ Business Manager at Dental Clinic (ESADE)
- ◆ Higher Program Business Administration and Management (EAE)
- ◆ Member of the Spanish Society of Orthodontics and Dentofacial Orthopedics (SEDO)
- ◆ Member Spanish Society of Alignment (SEDA)
- ◆ Members Spanish Society Periodontics and Osseointegration (SEPA)

**Dr. Laparra Hernández, Raquel**

- ◆ PhD in Dentistry from the University of Valencia
- ◆ Associate Professor of Orthodontics at CEU Cardenal Herrera University
- ◆ Professor for the Master's Degree in Orthodontics and Dentofacial Orthopedics at CEU Cardenal Herrera University
- ◆ Master's Degree in Orthodontics and Dentofacial Orthopedics, UCH-CEU
- ◆ Professional Master's Degree in Dentistry, UCH-CEU
- ◆ Master's Degree in Dental Sciences from the University of Valencia
- ◆ Degree in Singing and Instrument Pedagogy, specializing in clarinet from the Conservatorio Superior de Música Joaquín Rodrigo
- ◆ Invisalign Certification
- ◆ Expert Master's Degree in Invisalign by Dr. Román
- ◆ Course in Neuroclusal Rehabilitation
- ◆ Myobrace Course
- ◆ Incognito Certification



**Dr. Arias de Luxán, Santiago**

- ♦ Graduate in Medicine and Surgery from the Universidad de Navarra
- ♦ Specialist in Stomatology from the Complutense University of Madrid
- ♦ Postgraduate Specialization in Orthodontics from the University of Valencia
- ♦ PhD in Medicine and Surgery from the University of Valencia
- ♦ Former Associate professor attached to the Stomatology Department in the Faculty of Medicine and Dentistry, University of Valencia
- ♦ Former Professor for the Master's Degree in Orthodontics at the Faculty of Medicine and Dentistry, University of Valencia
- ♦ Former Professor for the Master's Degree in Temporomandibular Joint Pathology at the Faculty of Medicine and Dentistry, University of Valencia
- ♦ Associate Professor, responsible for the subjects Orthodontics III and IV of the Faculty of Health Sciences at Cardenal Herrera Ceu University
- ♦ Coordinator and Professor of the Postgraduate Diploma in Orthodontics, CEU Cardenal Herrera University
- ♦ Coordinator and professor for the Master's Degree in Orthodontics and Dentofacial Orthopedics, CEU Cardenal Herrera University
- ♦ Various national and international publications
- ♦ Directed ten doctoral theses
- ♦ Former Secretary of the Center for Odonto-Estomatological Studies III Region
- ♦ Former Scientific Member of the Spanish Association of Orthodontic Specialists
- ♦ Former Editor of the Bulletin of AESOR (Official Journal of the Spanish Association of Orthodontic Specialists)
- ♦ Invited speaker at numerous national and international congresses
- ♦ Orthodontics and Dentofacial Orthopedics Private Practice
- ♦ Certification in the Lingual Orthodontics System, Incognito
- ♦ Theoretical and practical Postgraduate Course in Advanced Multidisciplinary Orthodontics, Face Roth Williams philosophy
- ♦ Master's Degree in Transparent Orthodontics Invisalign Rivero System
- ♦ Member of the Spanish Society of Orthodontics
- ♦ Private Clinical Practice



*A unique, key, and decisive educational experience to boost your professional development"*

04

# Structure and Content

The structure of the contents has been designed by a team of professionals who recognise the implications of training in the daily praxis of the dentist, who are aware of the relevance of current education to treat totally edentulous patients and who are committed to quality teaching using new educational technologies.





“

*This Postgraduate Diploma in Lingual Orthodontics contains the most complete and up-to-date scientific program on the market”*



## Module 1. Initial Diagnosis

- 1.1. Systematic Diagnosis in Dentistry
  - 1.1.1. First Visit and Clinical History
  - 1.1.2. Patient Exploration
  - 1.1.3. Ordinary Records
  - 1.1.4. Complementary Records
  - 1.1.5. Myofunctional Records
- 1.2. Staged Orthodontic Diagnosis
  - 1.2.1. Establishing Problem Listing
  - 1.2.2. Establishing Therapeutic Objectives
  - 1.2.3. Mechanotherapy Planning and Equipment

## Module 2. Advanced Diagnosis

- 2.1. Cephalometric Analysis. 3D Diagnosis: CBCT and CT
  - 2.1.1. Cephalometric Analysis
    - 2.1.1.1. Introduction
    - 2.1.1.2. Craniometric Points Description
    - 2.1.1.3. Steiner Cephalometric Analysis
    - 2.1.1.4. Ricketts' Cephalometric Analysis
  - 2.1.2. 3D Diagnosis
    - 2.1.2.1. Introduction
    - 2.1.2.2. System Fundamentals
    - 2.1.2.3. CBCT vs. Computerized Tomography
    - 2.1.2.4. Advantages
    - 2.1.2.5. Disadvantages
    - 2.1.2.6. The Voxel
    - 2.1.2.7. Image Interpretation
    - 2.1.2.8. Radiation
    - 2.1.2.9. Clinical Application of CBCT

- 2.2. Diagnosis and Treatment of Habits
  - 2.2.1. Introduction
  - 2.2.2. Atypical Swallowing in Children
  - 2.2.3. Nutritional Sucking Habits
    - 2.2.3.1. Breastfeeding
    - 2.2.3.2. Feeding Bottles
  - 2.2.4. Non-Nutritional Sucking Habits
    - 2.2.4.1. Digital Sucking
    - 2.2.4.2. Pacifier Habits
  - 2.2.5. Mouth Breathing
  - 2.2.6. Dyslalia
  - 2.2.7. Other Habits
- 2.3. Early Diagnosis of At-Risk Patients
  - 2.3.1. Caries and White Spots: Current Techniques Preventive Treatment for Enamel Demineralization
  - 2.3.2. Root Resorptions: Current Techniques. Preventive Treatment for Root Resorption
  - 2.3.3. Differential Diagnosis of the Most Frequent Temporomandibular Disorders in Orthodontic Patients
  - 2.3.4. Idiopathic Condylar Resorption: Current Diagnostic Techniques. Preventive Treatment for Severe Progressive Open Bite

## Module 3. Lingual Orthodontics

- 3.1. History and Introduction to Lingual Equipment
- 3.2. Why Lingual Orthodontics?
  - 3.2.1. Review of the Different Global Systems Available
- 3.3. Basic Necessary Materials for Predetermined Systems
  - 3.3.1. Expendable Materials
  - 3.3.2. Non-Expendable Materials
- 3.4. Patient Selection and Records
  - 3.4.1. Characteristics of Lingual Patients
  - 3.4.2. Silicone Impressions: Procedure
  - 3.4.3. Digital Leap: Scanner
  - 3.4.4. Preparing Lab Sheets and Selecting Prescriptions

- 3.5. Keys to Consider in Lingual Orthodontic Treatments
- 3.6. Vestibular vs. Lingual Biomechanical Differences: Apparatus Update for 3 Planes of Space
- 3.7. Laboratory Procedures
  - 3.7.1. Apparatus Manufacturing Using the Hiro System
    - 3.7.1.1. Introduction
    - 3.7.1.2. Step-by-Step Procedure
    - 3.7.1.3. Maxillary Arch
    - 3.7.1.4. Mandibular Arch
    - 3.7.1.5. Using a Full-Arch Arch-Wire
    - 3.7.1.6. Bracket Placement
    - 3.7.1.7. Individual Tray Manufacture
    - 3.7.1.8. Perfecting Bracket Base
  - 3.7.2. Apparatus Manufacturing Using the Incognito™ System
    - 3.7.2.1. Manufacture Process
    - 3.7.2.2. Set-Up
    - 3.7.2.3. Computer-Assisted Bracket Design
    - 3.7.2.4. Prototyping
    - 3.7.2.5. Casting and Quality Control
    - 3.7.2.6. Arch Bending
    - 3.7.2.7. Individual Tray Cementing
- 3.8. Set-Up Receipt and Approval
  - 3.8.1. Manual Set-Up
  - 3.8.2. Digital Set-Up
- 3.9. Case Reception and Cabinet Preparation
  - 3.9.1. Case Reception
  - 3.9.2. Scheduling Appointments
  - 3.9.3. Table Preparation
- 3.10. Indirect Cementing According to Individual Tray Selection
  - 3.10.1. Indirect Cementing with Transparent Silicone Tray
  - 3.10.2. Indirect Cementing with Opaque Silicone Tray
- 3.11. Type and Use of Basic Ligatures
  - 3.11.1. Self-Retaining Slot
  - 3.11.2. Conventional Elastic Ligatures
  - 3.11.3. Metallic Ligatures
  - 3.11.4. Overtie
  - 3.11.5. Steel Overtie
  - 3.11.6. Power Tie
  - 3.11.7. Elastic Lasso
    - 3.11.7.1. Conventional Lasso
    - 3.11.7.2. O-Lasso
  - 3.11.8. Chicane
- 3.12. Arch Selection and Placement
  - 3.12.1. Lingual Bracket Slot Characteristics
  - 3.12.2. Arch Sequencing
  - 3.12.3. Overextended Arches
  - 3.12.4. Initial Arch Placement and Manipulating the Arch in the Mouth
- 3.13. Prevention, Emergency Solutions and Common Complications
  - 3.13.1. Prevention and Emergency Solutions
  - 3.13.2. Bracket Recementing
  - 3.13.3. Bracket Decementing
- 3.14. Lingual Orthodontics and Periodontics
- 3.15. Lingual Orthodontics and Microscrews
- 3.16. Lingual Orthodontics Retention

# 05

# Methodology

This academic program offers students a different way of learning. Our methodology uses a cyclical learning approach: **Relearning**.

This teaching system is used, for example, in the most prestigious medical schools in the world, and major publications such as the **New England Journal of Medicine** have considered it to be one of the most effective.





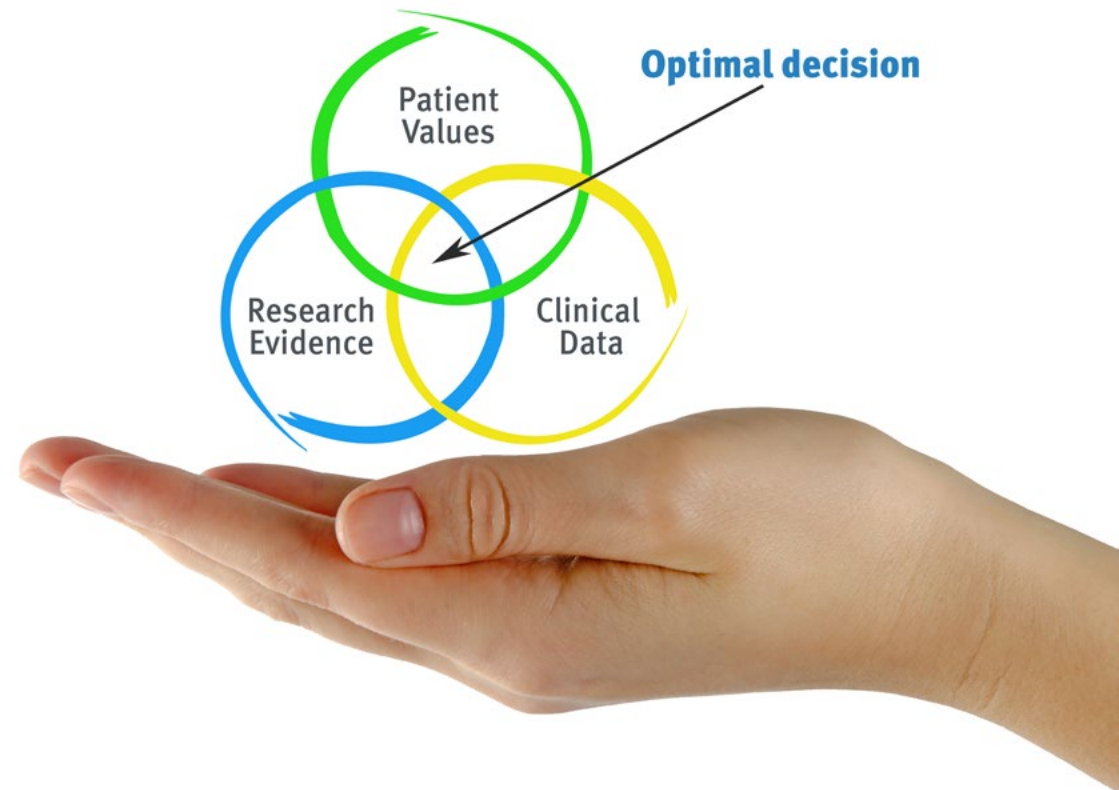
“

*Discover Relearning, a system that abandons conventional linear learning, to take you through cyclical teaching systems: a way of learning that has proven to be extremely effective, especially in subjects that require memorization"*

## At TECH we use the Case Method

In a given situation, what should a professional do? Throughout the program, students will face multiple simulated clinical cases, based on real patients, in which they will have to do research, establish hypotheses, and ultimately resolve the situation. There is an abundance of scientific evidence on the effectiveness of the method. Specialists learn better, faster, and more sustainably over time.

*With TECH you will experience a way of learning that is shaking the foundations of traditional universities around the world.*



According to Dr. Gervas, the clinical case is the annotated presentation of a patient, or group of patients, which becomes a "case", an example or model that illustrates some peculiar clinical component, either because of its teaching power or because of its uniqueness or rarity. It is essential that the case is based on current professional life, trying to recreate the real conditions in the dentist's professional practice.



“

*Did you know that this method was developed in 1912, at Harvard, for law students? The case method consisted of presenting students with real-life, complex situations for them to make decisions and justify their decisions on how to solve them. In 1924, Harvard adopted it as a standard teaching method”*

The effectiveness of the method is justified by four fundamental achievements:

1. Dentists who follow this method not only grasp concepts, but also develop their mental capacity by means of exercises to evaluate real situations and apply their knowledge.
2. Learning is solidly translated into practical skills that allow the student to better integrate into the real world.
3. Ideas and concepts are understood more efficiently, given that the example situations are based on real-life.
4. Students like to feel that the effort they put into their studies is worthwhile. This then translates into a greater interest in learning and more time dedicated to working on the course.





## Relearning Methodology

At TECH we enhance the case method with the best 100% online teaching methodology available: Relearning.

This university is the first in the world to combine the study of clinical cases with a 100% online learning system based on repetition, combining a minimum of 8 different elements in each lesson, a real revolution with respect to the mere study and analysis of cases.

*The student will learn through real cases and by solving complex situations in simulated learning environments. These simulations are developed using state-of-the-art software to facilitate immersive learning.*



At the forefront of world teaching, the Relearning method has managed to improve the overall satisfaction levels of professionals who complete their studies, with respect to the quality indicators of the best online university (Columbia University).

With this methodology we have trained more than 115,000 dentists with unprecedented success, in all specialties regardless of the workload. Our pedagogical methodology is developed in a highly competitive environment, with a university student body with a strong socioeconomic profile and an average age of 43.5 years old.

*Relearning will allow you to learn with less effort and better performance, involving you more in your training, developing a critical mindset, defending arguments, and contrasting opinions: a direct equation for success.*

In our program, learning is not a linear process, but rather a spiral (learn, unlearn, forget, and re-learn). Therefore, we combine each of these elements concentrically.

The overall score obtained by TECH's learning system is 8.01, according to the highest international standards.



This program offers the best educational material, prepared with professionals in mind:



### Study Material

All teaching material is produced by the specialists who teach the course, specifically for the course, so that the teaching content is highly specific and precise.

These contents are then applied to the audiovisual format, to create the TECH online working method. All this, with the latest techniques that offer high quality pieces in each and every one of the materials that are made available to the student.



### Educational Techniques and Procedures on Video

TECH introduces students to the latest techniques, the latest educational advances, and to the forefront of medical techniques. All of this in direct contact with students and explained in detail so as to aid their assimilation and understanding. And best of all, you can watch the videos as many times as you like.



### Interactive Summaries

The TECH team presents the contents attractively and dynamically in multimedia lessons that include audio, videos, images, diagrams, and concept maps in order to reinforce knowledge.

This exclusive educational system for presenting multimedia content was awarded by Microsoft as a "European Success Story".



### Additional Reading

Recent articles, consensus documents and international guidelines, among others. In TECH's virtual library, students will have access to everything they need to complete their course.





**Expert-Led Case Studies and Case Analysis**

Effective learning ought to be contextual. Therefore, TECH presents real cases in which the expert will guide students, focusing on and solving the different situations: a clear and direct way to achieve the highest degree of understanding.



**Testing & Retesting**

We periodically evaluate and re-evaluate students' knowledge throughout the program, through assessment and self-assessment activities and exercises, so that they can see how they are achieving their goals.



**Classes**

There is scientific evidence suggesting that observing third-party experts can be useful.  
Learning from an Expert strengthens knowledge and memory, and generates confidence in future difficult decisions.



**Quick Action Guides**

TECH offers the most relevant contents of the course in the form of worksheets or quick action guides. A synthetic, practical, and effective way to help students progress in their learning.





06

# Certificate

This Postgraduate Diploma in Lingual Orthodontics guarantees students, in addition to the most rigorous and up-to-date education, access to a Postgraduate Diploma issued by TECH Technological University.



“

*Successfully complete this program and receive your university qualification without having to travel or fill out laborious paperwork”*



This **Postgraduate Diploma in Lingual Orthodontics** contains the most complete and up-to-date scientific program on the market

After the student has passed the assessments, they will receive their corresponding **Postgraduate Diploma** issued by **TECH Technological University** via tracked delivery\*.

The diploma issued by TECH Technological University will reflect the qualification obtained in the Postgraduate Diploma, and meets the requirements commonly demanded by labor exchanges, competitive examinations, and professional career evaluation committees.

Title: **Postgraduate Diploma in Lingual Orthodontics**

Official N° of Hours: **400 h.**



\*Apostille Convention. In the event that the student wishes to have their paper diploma issued with an apostille, TECH EDUCATION will make the necessary arrangements to obtain it, at an additional cost.

future  
health confidence people  
education information tutors  
guarantee accreditation teaching  
institutions technology learning  
community commitment  
personalized service innovation  
knowledge present quality  
development languages  
virtual classroom



Postgraduate Diploma  
Lingual Orthodontics

- » Modality: online
- » Duration: 6 months
- » Certificate: TECH Technological University
- » Dedication: 16h/week
- » Schedule: at your own pace
- » Exams: online

# Postgraduate Diploma Lingual Orthodontics

